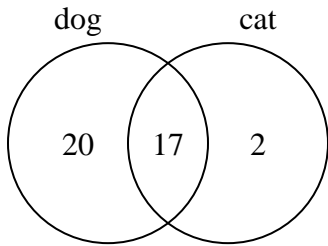




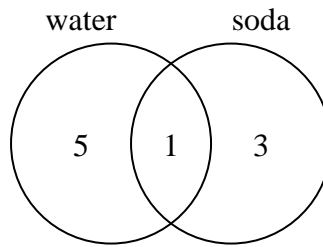
Use the diagram to solve each problem.

- 1) The diagram below shows the pets students in a class owned.



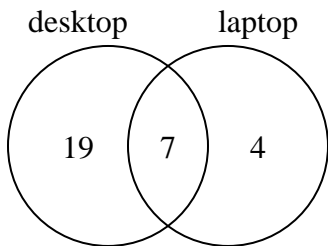
How many people had a dog?

- 2) The diagram below shows the drinks people consumed at the football game.



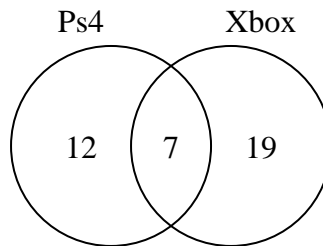
How many people drank water?

- 3) The diagram below shows the types of computers students owned.



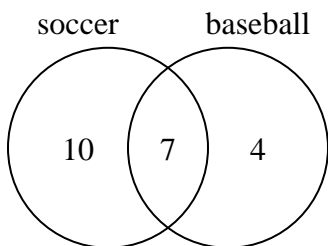
How many students owned both a desktop and a laptop computer?

- 4) The diagram below shows the game consoles students owned.



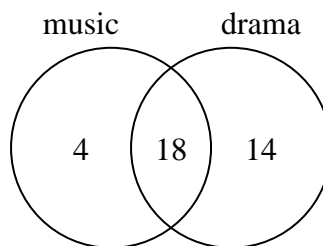
How many people owned only a Xbox?

- 5) The diagram below shows the sports people watched.



How many people only watched baseball?

- 6) The diagram below shows the classes students are taking.



How many students are taking only music?

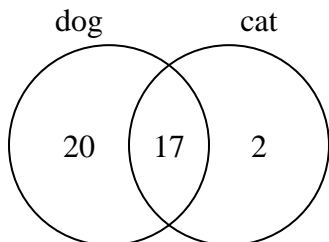
**Answers**

- 1. \_\_\_\_\_
- 2. \_\_\_\_\_
- 3. \_\_\_\_\_
- 4. \_\_\_\_\_
- 5. \_\_\_\_\_
- 6. \_\_\_\_\_



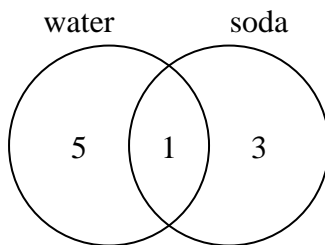
Use the diagram to solve each problem.

- 1) The diagram below shows the pets students in a class owned.



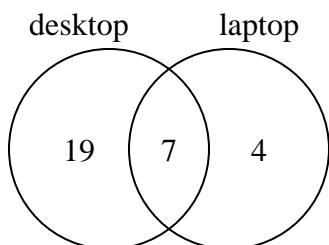
How many people had a dog?

- 2) The diagram below shows the drinks people consumed at the football game.



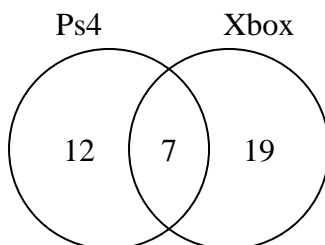
How many people drank water?

- 3) The diagram below shows the types of computers students owned.



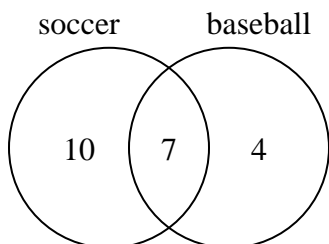
How many students owned both a desktop and a laptop computer?

- 4) The diagram below shows the game consoles students owned.



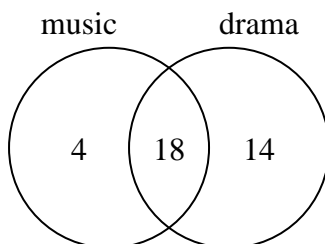
How many people owned only a Xbox?

- 5) The diagram below shows the sports people watched.



How many people only watched baseball?

- 6) The diagram below shows the classes students are taking.



How many students are taking only music?

Answers

1. 37

2. 6

3. 7

4. 19

5. 4

6. 4