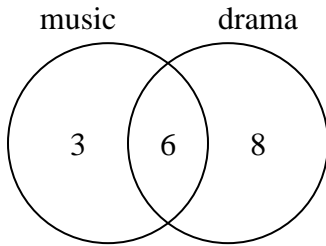




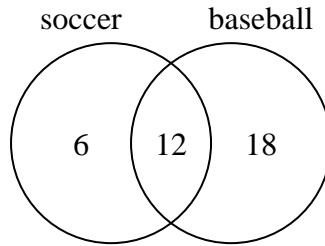
Use the diagram to solve each problem.

- 1) The diagram below shows the classes students are taking.



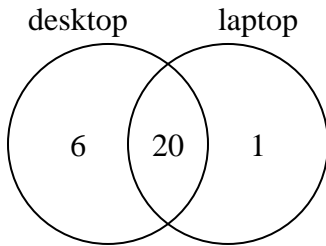
How many students are not taking both music and drama?

- 2) The diagram below shows the sports people watched.



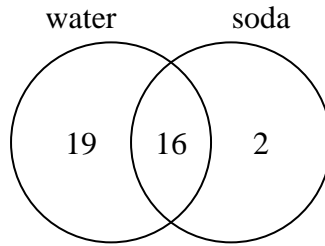
How many people watched soccer?

- 3) The diagram below shows the types of computers students owned.



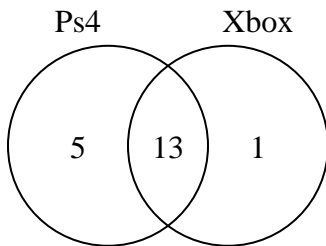
How many students owned only a laptop computer?

- 4) The diagram below shows the drinks people consumed at the football game.



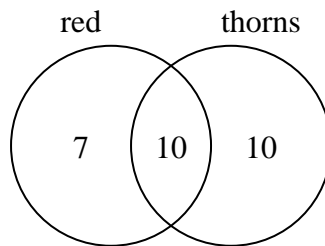
How many people drank both water and soda?

- 5) The diagram below shows the game consoles students owned.



How many people owned both a Ps4 and a Xbox?

- 6) The diagram below shows the attributes of flowers in a flower shop.



How many flowers were not red with thorns?

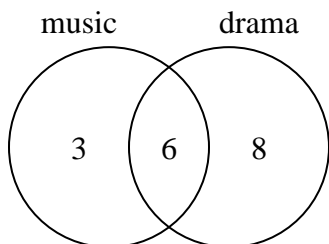
**Answers**

1. \_\_\_\_\_
2. \_\_\_\_\_
3. \_\_\_\_\_
4. \_\_\_\_\_
5. \_\_\_\_\_
6. \_\_\_\_\_



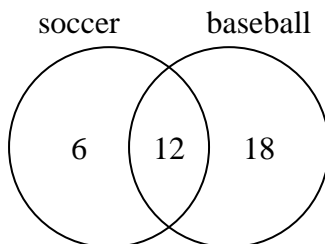
Use the diagram to solve each problem.

- 1) The diagram below shows the classes students are taking.



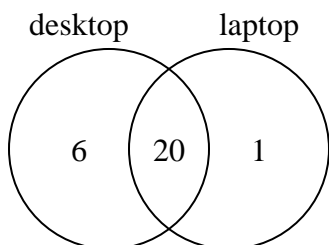
How many students are not taking both music and drama?

- 2) The diagram below shows the sports people watched.



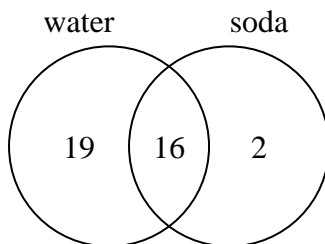
How many people watched soccer?

- 3) The diagram below shows the types of computers students owned.



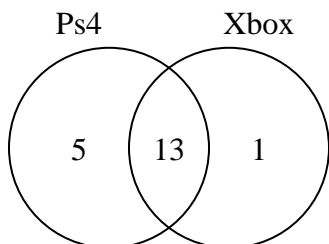
How many students owned only a laptop computer?

- 4) The diagram below shows the drinks people consumed at the football game.



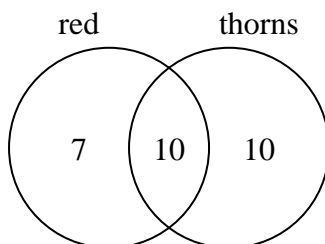
How many people drank both water and soda?

- 5) The diagram below shows the game consoles students owned.



How many people owned both a Ps4 and a Xbox?

- 6) The diagram below shows the attributes of flowers in a flower shop.



How many flowers were not red with thorns?

Answers

1. 11
2. 18
3. 1
4. 16
5. 13
6. 17