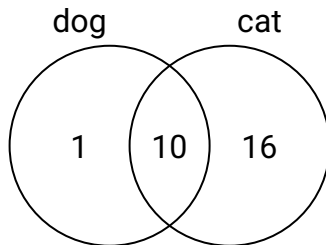




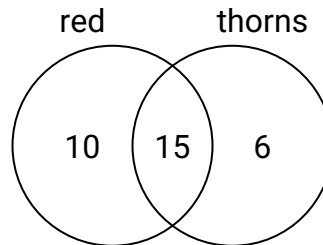
Use the diagram to solve each problem.

Answers

- 1) The diagram below shows the pets students in a class owned.
How many people had a cat?



- 2) The diagram below shows the attributes of flowers in a flower shop.
How many flowers had thorns?



1. _____

2. _____

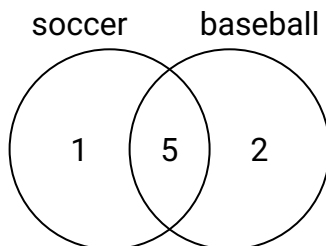
3. _____

4. _____

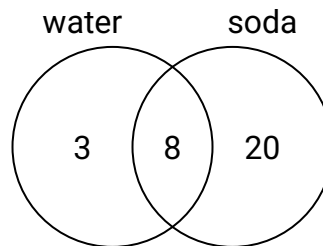
5. _____

6. _____

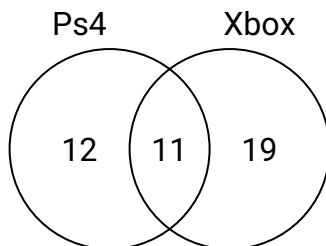
- 3) The diagram below shows the sports people watched.
How many people only watched soccer?



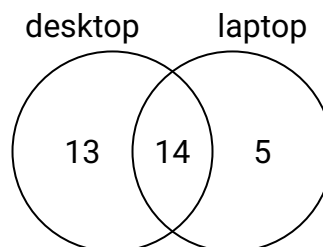
- 4) The diagram below shows the drinks people consumed at the football game.
How many people drank only soda?



- 5) The diagram below shows the game consoles students owned.
How many people owned a Xbox?



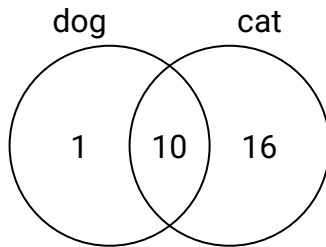
- 6) The diagram below shows the types of computers students owned.
How many students owned both a desktop and a laptop computer?



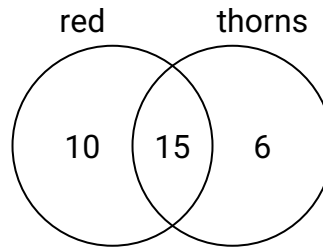


Use the diagram to solve each problem.

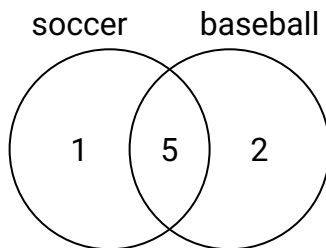
- 1) The diagram below shows the pets students in a class owned.
How many people had a cat?



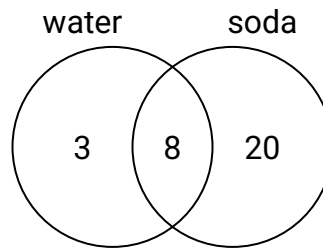
- 2) The diagram below shows the attributes of flowers in a flower shop.
How many flowers had thorns?



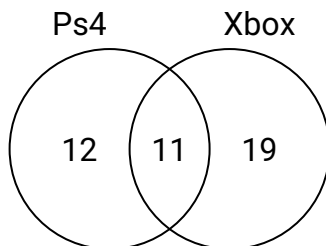
- 3) The diagram below shows the sports people watched.
How many people only watched soccer?



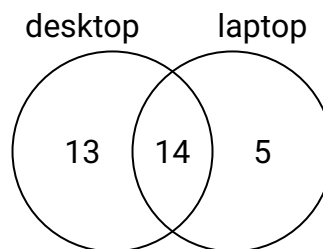
- 4) The diagram below shows the drinks people consumed at the football game.
How many people drank only soda?



- 5) The diagram below shows the game consoles students owned.
How many people owned a Xbox?



- 6) The diagram below shows the types of computers students owned.
How many students owned both a desktop and a laptop computer?

**Answers**

1. **26**
2. **21**
3. **1**
4. **20**
5. **30**
6. **14**