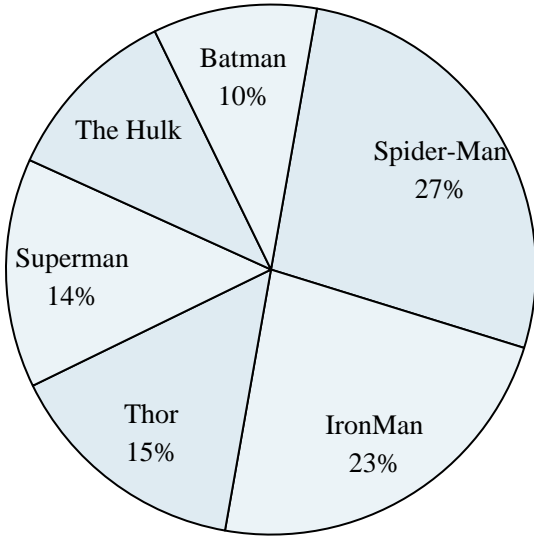





Use the graph to solve.

Favorite Superhero



- 1) Which hero was the most popular?
- 2) Which hero was the least popular?
- 3) What percent of people said The Hulk was their favorite?
- 4) What percent of people said either Thor or Batman was their favorite?
- 5) Which two heroes did about half the people say was their favorite?

Favorite Pizza Topping



- 6) What percent of people said mushrooms was their favorite?
- 7) Which topping was the most popular?
- 8) Which topping was the least popular?
- 9) What percent of people said either ham or pepperoni was their favorite?
- 10) Which two toppings did about half the people like the best?

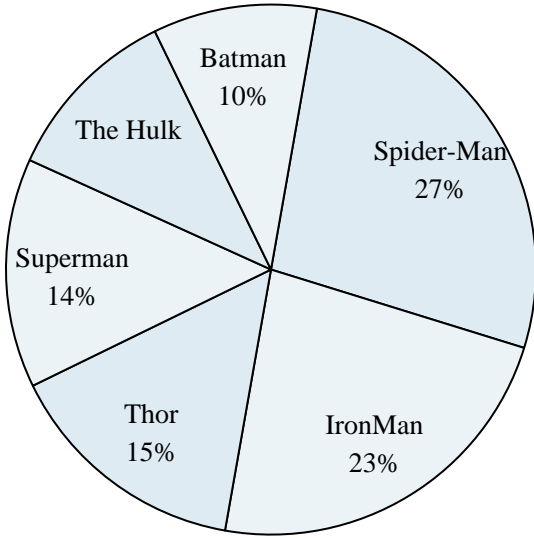
Answers

1. _____
2. _____
3. _____
4. _____
5. _____
6. _____
7. _____
8. _____
9. _____
10. _____




Use the graph to solve.

Favorite Superhero



- 1) Which hero was the most popular?
- 2) Which hero was the least popular?
- 3) What percent of people said The Hulk was their favorite?
- 4) What percent of people said either Thor or Batman was their favorite?
- 5) Which two heroes did about half the people say was their favorite?

Favorite Pizza Topping



- 6) What percent of people said mushrooms was their favorite?
- 7) Which topping was the most popular?
- 8) Which topping was the least popular?
- 9) What percent of people said either ham or pepperoni was their favorite?
- 10) Which two toppings did about half the people like the best?

Answers

1. **Spider-Man**
2. **Batman**
3. **11%**
4. **25%**
5. **Spider-Man & IronMan**
6. **12%**
7. **bacon**
8. **pepperoni**
9. **24%**
10. **bacon & anchovies**