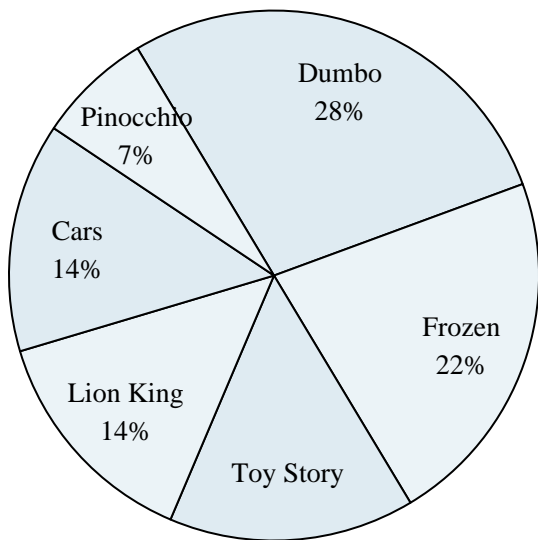




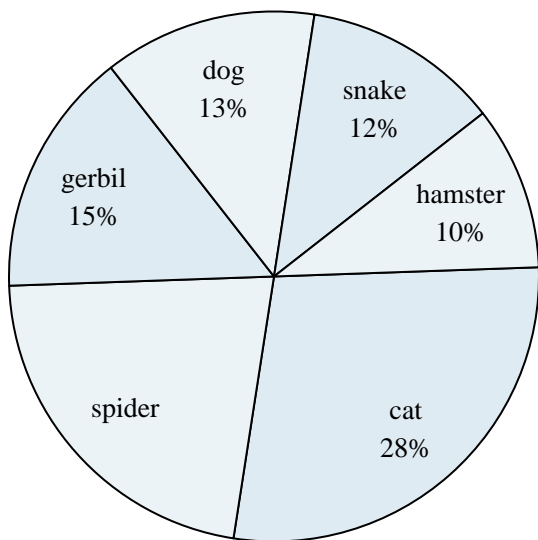
Use the graph to solve.

Favorite Disney Movie



- 1) What percent of people said either Cars or Dumbo was their favorite?
- 2) Which movie was the most popular?
- 3) Which movie was the least popular?
- 4) Which two movies did about half the people say was their favorite?
- 5) What percent of people said Lion King was their favorite?

Favorite Pet



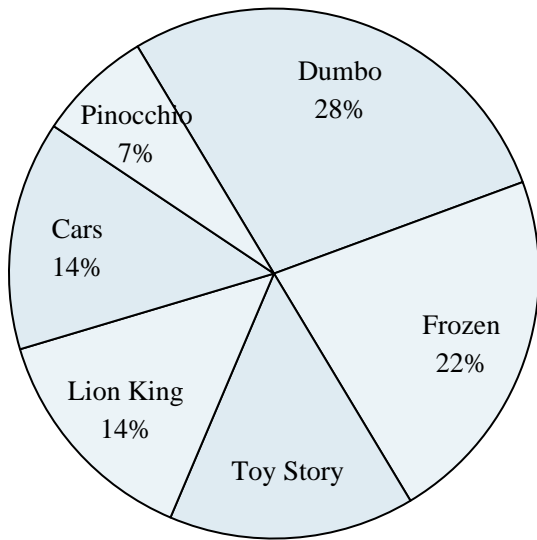
- 6) What percent of people said the cat was their favorite pet?
- 7) What percent of people preferred either the hamster or the spider?
- 8) Which pet did the greatest number of people like?
- 9) Which two pets did about half the people say was their favorite?
- 10) Which pet did the least amount of people say was their favorite?

**Answers**

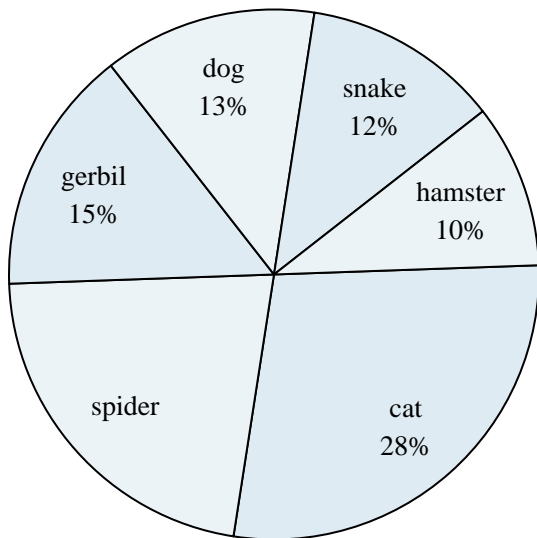
1. \_\_\_\_\_
2. \_\_\_\_\_
3. \_\_\_\_\_
4. \_\_\_\_\_
5. \_\_\_\_\_
6. \_\_\_\_\_
7. \_\_\_\_\_
8. \_\_\_\_\_
9. \_\_\_\_\_
10. \_\_\_\_\_



Use the graph to solve.

**Favorite Disney Movie**

- 1) What percent of people said either Cars or Dumbo was their favorite?
- 2) Which movie was the most popular?
- 3) Which movie was the least popular?
- 4) Which two movies did about half the people say was their favorite?
- 5) What percent of people said Lion King was their favorite?

**Favorite Pet**

- 6) What percent of people said the cat was their favorite pet?
- 7) What percent of people preferred either the hamster or the spider?
- 8) Which pet did the greatest number of people like?
- 9) Which two pets did about half the people say was their favorite?
- 10) Which pet did the least amount of people say was their favorite?

**Answers**

1. **42%**
2. **Dumbo**
3. **Pinocchio**
4. **Dumbo & Frozen**
5. **14%**
6. **28%**
7. **32%**
8. **cat**
9. **cat & spider**
10. **hamster**