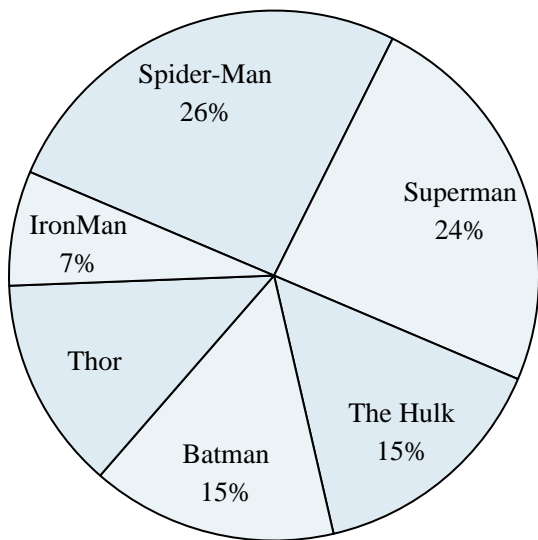
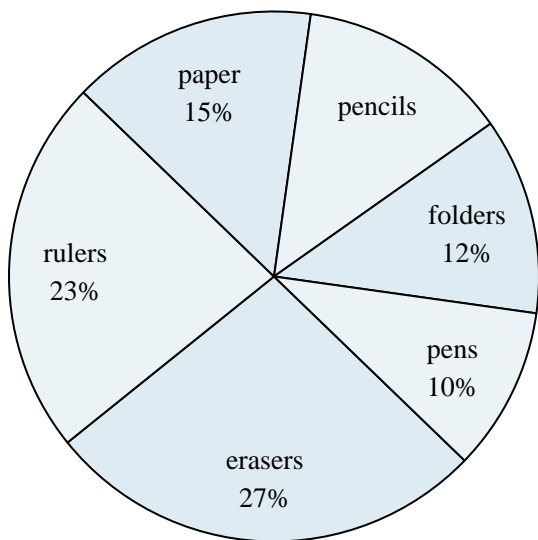




Use the graph to solve.

Favorite Superhero

- 1) Which hero was the least popular?
- 2) What percent of people said either Superman or Thor was their favorite?
- 3) Which two heroes did about half the people say was their favorite?
- 4) What percent of people said Spider-Man was their favorite?
- 5) Which hero was the most popular?

School Store Sales

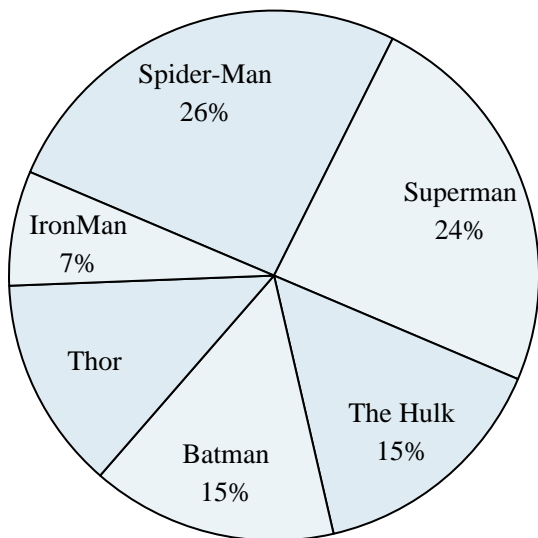
- 6) What is the combined amount of paper and erasers sold?
- 7) Which two products accounted for about half the sales?
- 8) Which product sold the worst?
- 9) What percent of the sales were rulers?
- 10) Which product sold the best?

Answers

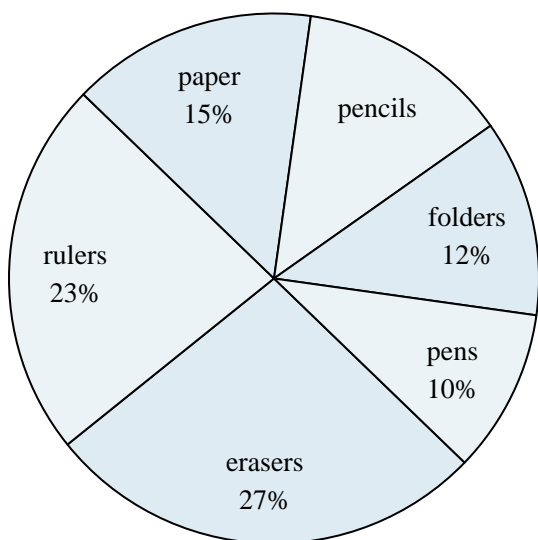
1. _____
2. _____
3. _____
4. _____
5. _____
6. _____
7. _____
8. _____
9. _____
10. _____



Use the graph to solve.

Favorite Superhero

- 1) Which hero was the least popular?
- 2) What percent of people said either Superman or Thor was their favorite?
- 3) Which two heroes did about half the people say was their favorite?
- 4) What percent of people said Spider-Man was their favorite?
- 5) Which hero was the most popular?

School Store Sales

- 6) What is the combined amount of paper and erasers sold?
- 7) Which two products accounted for about half the sales?
- 8) Which product sold the worst?
- 9) What percent of the sales were rulers?
- 10) Which product sold the best?

Answers1. **IronMan**2. **37%**3. **Spider-Man & Superman**4. **26%**5. **Spider-Man**6. **42%**7. **erasers & rulers**8. **pens**9. **23%**10. **erasers**