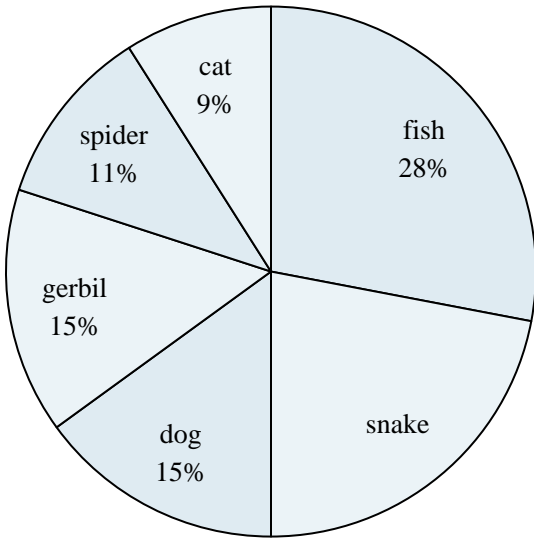




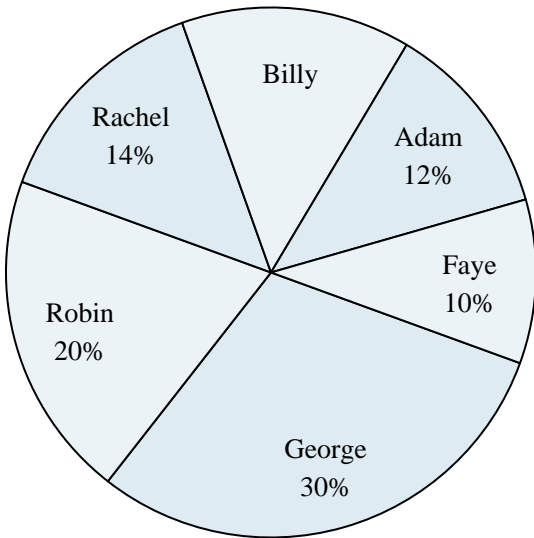
Use the graph to solve.

**Favorite Pet**



- 1) Which two pets did about half the people say was their favorite?
- 2) What percent of people preferred either the gerbil or the cat?
- 3) Which pet did the greatest number of people like?
- 4) Which pet did the least amount of people say was their favorite?
- 5) What percent of people said the dog was their favorite pet?

**Class Election Results**



- 6) What percent of people voted for Adam?
- 7) Who won the election?
- 8) Which two candidates had about half the votes?
- 9) What percent of people voted for either Rachel or Faye?
- 10) Who got the least number of votes?

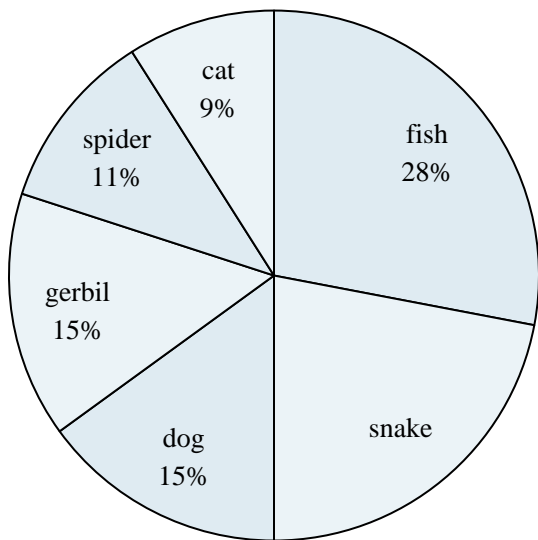
**Answers**

1. \_\_\_\_\_
2. \_\_\_\_\_
3. \_\_\_\_\_
4. \_\_\_\_\_
5. \_\_\_\_\_
6. \_\_\_\_\_
7. \_\_\_\_\_
8. \_\_\_\_\_
9. \_\_\_\_\_
10. \_\_\_\_\_



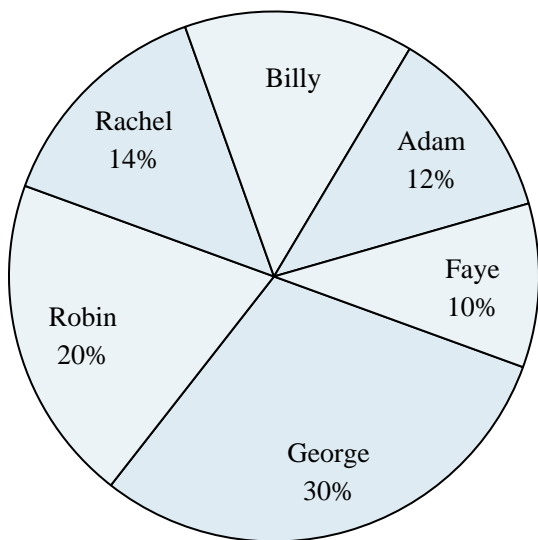
Use the graph to solve.

**Favorite Pet**



- Which two pets did about half the people say was their favorite?
- What percent of people preferred either the gerbil or the cat?
- Which pet did the greatest number of people like?
- Which pet did the least amount of people say was their favorite?
- What percent of people said the dog was their favorite pet?

**Class Election Results**



- What percent of people voted for Adam?
- Who won the election?
- Which two candidates had about half the votes?
- What percent of people voted for either Rachel or Faye?
- Who got the least number of votes?

Answers

- fish & snake
- 24%
- fish
- cat
- 15%
- 12%
- George
- George & Robin
- 24%
- Faye