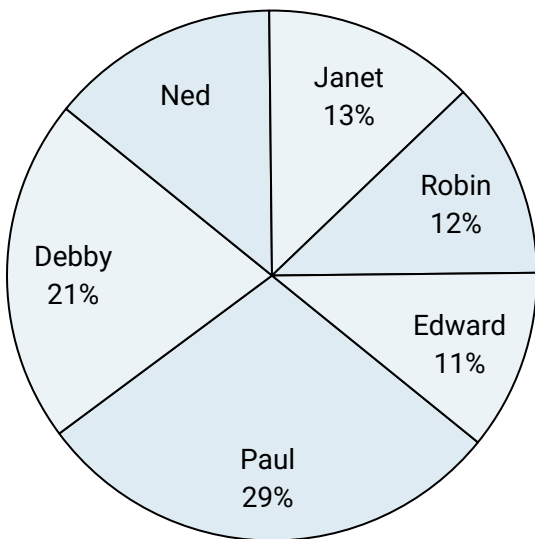
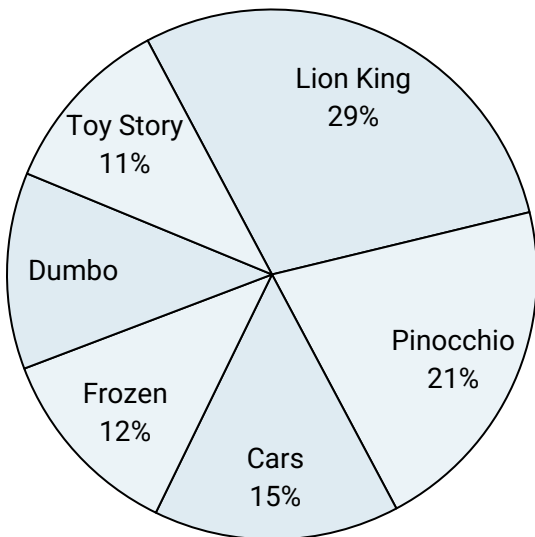




Use the graph to solve.

Class Election Results

- 1) Which two candidates had about half the votes?
- 2) What percent of people voted for Ned?
- 3) Who got the least number of votes?
- 4) What percent of people voted for either Edward or Robin?
- 5) Who won the election?

Favorite Disney Movie

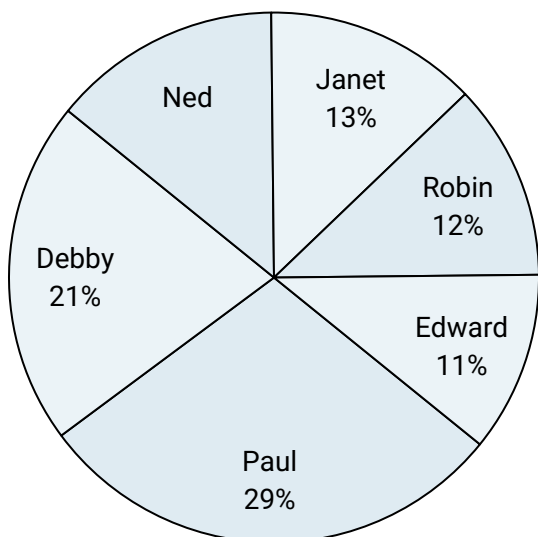
- 6) Which two movies did about half the people say was their favorite?
- 7) Which movie was the most popular?
- 8) Which movie was the least popular?
- 9) What percent of people said Frozen was their favorite?
- 10) What percent of people said either Lion King or Toy Story was their favorite?

Answers

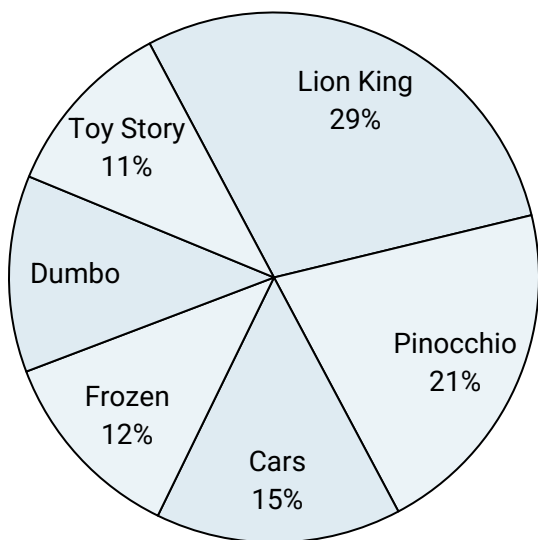
1. _____
2. _____
3. _____
4. _____
5. _____
6. _____
7. _____
8. _____
9. _____
10. _____



Use the graph to solve.

Class Election Results

- 1) Which two candidates had about half the votes?
- 2) What percent of people voted for Ned?
- 3) Who got the least number of votes?
- 4) What percent of people voted for either Edward or Robin?
- 5) Who won the election?

Favorite Disney Movie

- 6) Which two movies did about half the people say was their favorite?
- 7) Which movie was the most popular?
- 8) Which movie was the least popular?
- 9) What percent of people said Frozen was their favorite?
- 10) What percent of people said either Lion King or Toy Story was their favorite?

Answers1. **Paul & Debby**2. **14%**3. **Edward**4. **23%**5. **Paul**
Lion King & Pinocchio7. **Lion King**8. **Toy Story**9. **12%**10. **40%**