Measuring and Showing Data Name:

Measure each ITEM tip to tip then place your results in the line plot.

Ex) 

1) 

2)

3)

4)

5)

6)

7)

8)

9)

10)

11)

Line Plot

$\frac{1}{4}$	$\frac{1}{2}$	$\frac{3}{4}$	1	$1\frac{1}{4}$	$1\frac{1}{2}$	$1\frac{3}{4}$	2

Answers

Ex. $1\frac{1}{2}$

1. _____
2. _____
3. _____
4. _____
5. _____
6. _____
7. _____
8. _____
9. _____
10. _____
11. _____

1-10	91	82	73	64	55	45	36	27	18	9
11	0									

Measuring and Showing Data

Name: **Answer Key**

Measure each ITEM tip to tip then place your results in the line plot.

Ex)



1)

2)

3)

4)

5)

6)

7)

8)

9)

10)

11)

Line Plot

X		X	X				X
X	X	X	X	X	X	X	X
¼	½	¾	1	1 ¼	1 ½	1 ¾	2

Answers

Ex.	1 ½
1.	¾
2.	¼
3.	1 ¾
4.	1 ¼
5.	2
6.	1
7.	½
8.	1
9.	¾
10.	2
11.	¼

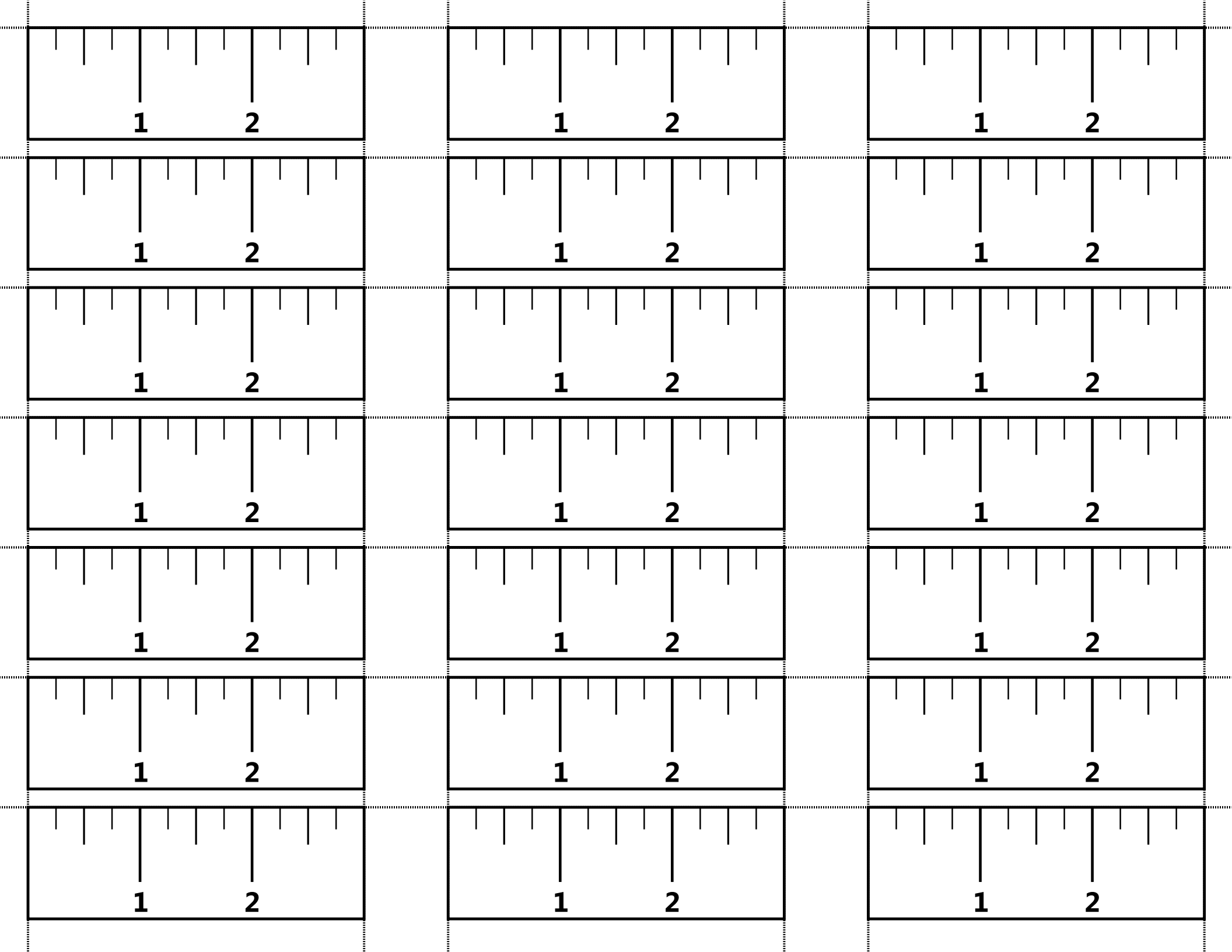
1
2