Measuring and Showing Data Name:

Measure each ITEM tip to tip then place your results in the line plot.

Ex)

1) 

2)

3)

4)

5) 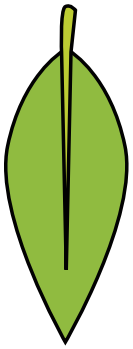

6)

7) 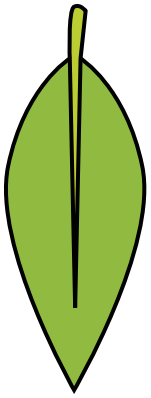

8) 

9)

10) 

11)

Line Plot

$\frac{1}{4}$	$\frac{1}{2}$	$\frac{3}{4}$	1	$1\frac{1}{4}$	$1\frac{1}{2}$	$1\frac{3}{4}$	2

Answers

Ex. $\frac{1}{2}$

1. _____
2. _____
3. _____
4. _____
5. _____
6. _____
7. _____
8. _____
9. _____
10. _____
11. _____

1-10	91	82	73	64	55	45	36	27	18	9
11	0									

Name: **Answer Key**

Measure each ITEM tip to tip then place your results in the line plot.

Ex)

1) 

2)

3)

4)

5) 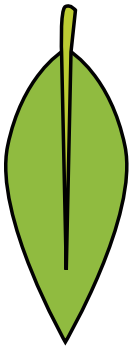

6)

7) 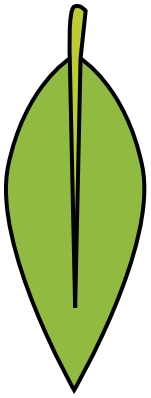

8) 

9)

10) 

11)

Line Plot

X		X				X	X
X	X	X	X	X	X	X	X
$\frac{1}{4}$	$\frac{1}{2}$	$\frac{3}{4}$	1	$1\frac{1}{4}$	$1\frac{1}{2}$	$1\frac{3}{4}$	2

Answers

Ex.	$\frac{1}{2}$
1.	$1\frac{1}{2}$
2.	$\frac{3}{4}$
3.	$1\frac{1}{4}$
4.	$\frac{1}{4}$
5.	$1\frac{3}{4}$
6.	1
7.	2
8.	2
9.	$\frac{1}{4}$
10.	$1\frac{3}{4}$
11.	$\frac{3}{4}$

1-10	91	82	73	64	55	45	36	27	18	9
11	0									

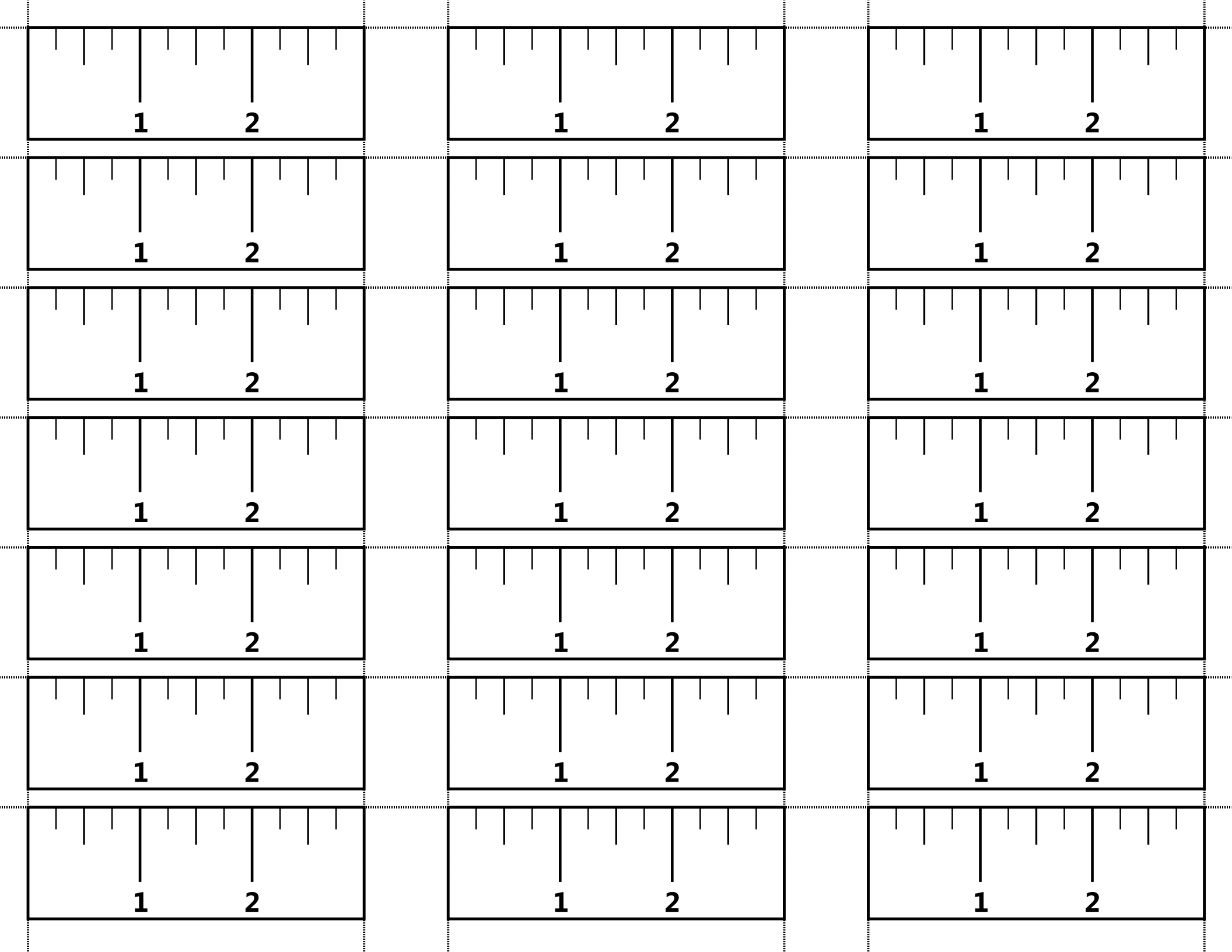
1
2