



Solve each problem.

Use the graphic to the right to find the following (if possible):

1) A Line \_\_\_\_\_

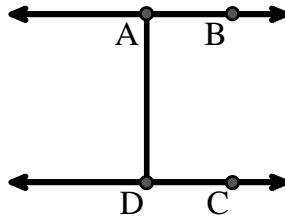
2) Parallel Lines \_\_\_\_\_

3) Perpendicular Lines \_\_\_\_\_

4) A Segment \_\_\_\_\_

5) Intersecting Lines \_\_\_\_\_

6) A Ray \_\_\_\_\_



Answers

1. \_\_\_\_\_

2. \_\_\_\_\_

3. \_\_\_\_\_

4. \_\_\_\_\_

5. \_\_\_\_\_

6. \_\_\_\_\_

7. \_\_\_\_\_

8. \_\_\_\_\_

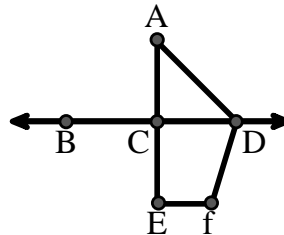
Use the graphic to the right to find the following (if possible):

7) Acute Angle \_\_\_\_\_

8) Straight Angle \_\_\_\_\_

9) Obtuse Angle \_\_\_\_\_

10) Right Angle \_\_\_\_\_



9. \_\_\_\_\_

10. \_\_\_\_\_

11. graph

12. graph

13. graph

14. graph

15. graph

Use the dot matrix to draw the following:

11) Segment  $\overline{AC}$

12) Straight Angle  $\angle ABC$

13) Segment  $\overleftrightarrow{BD}$  perpendicular to  $\overline{BC}$

14) Segment  $\overleftrightarrow{CE}$  parallel to segment  $\overline{BD}$

15) Line  $\overleftrightarrow{FG}$  parallel to angle  $\angle ABC$





Solve each problem.

Use the graphic to the right to find the following (if possible):

1) A Line  $\overleftrightarrow{AB}, \overleftrightarrow{CD}$

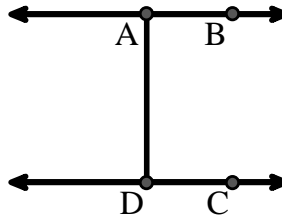
2) Parallel Lines  $(\overleftrightarrow{A} \& \overleftrightarrow{B}), (\overleftrightarrow{C} \& \overleftrightarrow{D}), (\overleftrightarrow{A} \& \overleftrightarrow{D})$

3) Perpendicular Lines \_\_\_\_\_

4) A Segment  $\overline{AB}, \overline{CD}, \overline{AD}$

5) Intersecting Lines \_\_\_\_\_

6) A Ray  $\overrightarrow{AB}, \overrightarrow{BA}, \overrightarrow{DC}, \overrightarrow{CD}$



Answers

1.  $\overleftrightarrow{AB}$

2.  $(\overleftrightarrow{A} \& \overleftrightarrow{B})$

3. none

4.  $\overline{AB}$

5. none

6.  $\overrightarrow{AB}$

7.  $\angle CAD$

8.  $\angle BCD$

9.  $\angle ADF$

10.  $\angle ACD$

11. graph

12. graph

13. graph

14. graph

15. graph

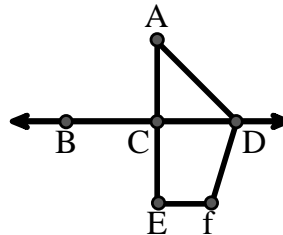
Use the graphic to the right to find the following (if possible):

7) Acute Angle  $\angle CAD$

8) Straight Angle  $\angle BCD, \angle ACE$

9) Obtuse Angle  $\angle ADF, \angle DFE$

10) Right Angle  $\angle ACD, \angle CEF, \angle DCE$



Use the dot matrix to draw the following:

11) Segment  $\overline{AC}$

12) Straight Angle  $\angle ABC$

13) Segment  $\overleftrightarrow{BD}$  perpendicular to  $\overline{BC}$

14) Segment  $\overleftrightarrow{CE}$  parallel to segment  $\overline{BD}$

15) Line  $\overleftrightarrow{FG}$  parallel to angle  $\angle ABC$

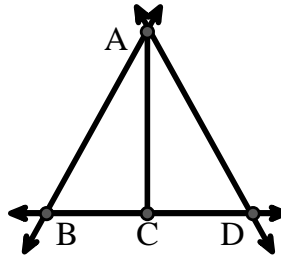




Solve each problem.

Use the graphic to the right to find the following (if possible):

- 1) A Line \_\_\_\_\_
- 2) A Segment \_\_\_\_\_
- 3) A Ray \_\_\_\_\_
- 4) Perpendicular Lines \_\_\_\_\_
- 5) Intersecting Lines \_\_\_\_\_
- 6) Parallel Lines \_\_\_\_\_

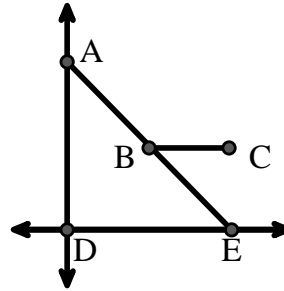


Answers

- 1. \_\_\_\_\_
- 2. \_\_\_\_\_
- 3. \_\_\_\_\_
- 4. \_\_\_\_\_
- 5. \_\_\_\_\_
- 6. \_\_\_\_\_
- 7. \_\_\_\_\_
- 8. \_\_\_\_\_

Use the graphic to the right to find the following (if possible):


- 7) Right Angle \_\_\_\_\_
- 8) Acute Angle \_\_\_\_\_
- 9) Obtuse Angle \_\_\_\_\_
- 10) Straight Angle \_\_\_\_\_



- 9. \_\_\_\_\_
- 10. \_\_\_\_\_
- 11. graph
- 12. graph
- 13. graph
- 14. graph
- 15. graph

Use the dot matrix to draw the following:

- 11) Line  $\overleftrightarrow{AB}$
- 12) Line  $\overleftrightarrow{CD}$  parallel to line  $\overleftrightarrow{AB}$
- 13) Ray  $\overrightarrow{CE}$  perpendicular to line  $\overleftrightarrow{AB}$
- 14) Segment  $\overline{EF}$  intersecting line  $\overleftrightarrow{AB}$
- 15) Angle  $\angle ABZ$

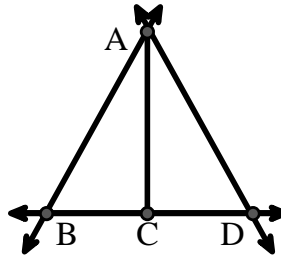




Solve each problem.

Use the graphic to the right to find the following (if possible):

- 1) A Line  $\overleftrightarrow{AB}, \overleftrightarrow{AD}, \overleftrightarrow{BD}$
- 2) A Segment  $\overline{AB}, \overline{AD}, \overline{BC}, \overline{CD}$
- 3) A Ray  $\overrightarrow{AB}, \overrightarrow{BA}, \overrightarrow{AD}, \overrightarrow{DA}, \overrightarrow{CB}, \overrightarrow{CD}$
- 4) Perpendicular Lines \_\_\_\_\_
- 5) Intersecting Lines  $(\overleftrightarrow{AB} \ \& \ \overleftrightarrow{BD}), (\overleftrightarrow{AD} \ \& \ \overleftrightarrow{BD})$
- 6) Parallel Lines  $(\overleftrightarrow{A} \ \& \ \overleftrightarrow{B}), (\overleftrightarrow{A} \ \& \ \overleftrightarrow{D}), (\overleftrightarrow{B} \ \& \ \overleftrightarrow{C}), (\overleftrightarrow{C} \ \& \ \overleftrightarrow{D})$

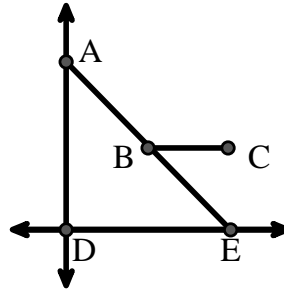


Answers

1.  $\overleftrightarrow{AB}$
2.  $\overline{AB}$
3.  $\overrightarrow{AB}$
4. none
5.  $(\overleftrightarrow{AB} \ \& \ \overleftrightarrow{BD})$
6.  $(\overleftrightarrow{A} \ \& \ \overleftrightarrow{B})$
7.  $\angle ADE$
8.  $\angle AED$
9.  $\angle ABC$
10.  $\angle ABE$
11. graph
12. graph
13. graph
14. graph
15. graph


Use the graphic to the right to find the following (if possible):

- 7) Right Angle  $\angle ADE$
- 8) Acute Angle  $\angle AED, \angle EAD, \angle EBC$
- 9) Obtuse Angle  $\angle ABC$
- 10) Straight Angle  $\angle ABE$



Use the dot matrix to draw the following:

- 11) Line  $\overleftrightarrow{AB}$
- 12) Line  $\overleftrightarrow{CD}$  parallel to line  $\overleftrightarrow{AB}$
- 13) Ray  $\overrightarrow{CE}$  perpendicular to line  $\overleftrightarrow{AB}$
- 14) Segment  $\overline{EF}$  intersecting line  $\overleftrightarrow{AB}$
- 15) Angle  $\angle ABZ$





Solve each problem.

Use the graphic to the right to find the following (if possible):

1) Parallel Lines \_\_\_\_\_

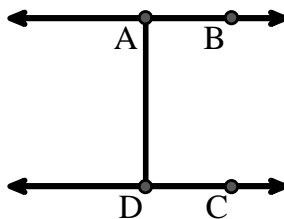
2) Perpendicular Lines \_\_\_\_\_

3) A Ray \_\_\_\_\_

4) Intersecting Lines \_\_\_\_\_

5) A Line \_\_\_\_\_

6) A Segment \_\_\_\_\_



Answers

1. \_\_\_\_\_

2. \_\_\_\_\_

3. \_\_\_\_\_

4. \_\_\_\_\_

5. \_\_\_\_\_

6. \_\_\_\_\_

7. \_\_\_\_\_

8. \_\_\_\_\_

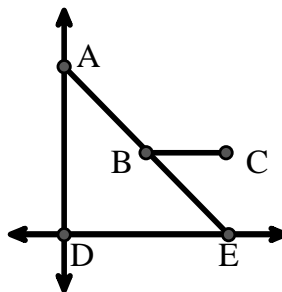
Use the graphic to the right to find the following (if possible):

7) Acute Angle \_\_\_\_\_

8) Obtuse Angle \_\_\_\_\_

9) Straight Angle \_\_\_\_\_

10) Right Angle \_\_\_\_\_



9. \_\_\_\_\_

10. \_\_\_\_\_

11. graph

12. graph

13. graph

14. graph

15. graph

Use the dot matrix to draw the following:


11) Segment  $\overline{AC}$

12) Straight Angle  $\angle ABC$

13) Segment  $\overleftrightarrow{BD}$  perpendicular to  $\overline{BC}$

14) Segment  $\overleftrightarrow{CE}$  parallel to segment  $\overline{BD}$

15) Line  $\overleftrightarrow{FG}$  parallel to angle  $\angle ABC$





Solve each problem.

Use the graphic to the right to find the following (if possible):

1) Parallel Lines  $(\vec{A} \& \vec{B}), (\vec{C} \& \vec{D}), (\vec{A} \& \vec{D})$

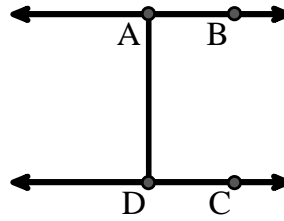
2) Perpendicular Lines \_\_\_\_\_

3) A Ray  $\vec{AB}, \vec{BA}, \vec{DC}, \vec{CD}$

4) Intersecting Lines \_\_\_\_\_

5) A Line  $\vec{AB}, \vec{CD}$

6) A Segment  $\overline{AB}, \overline{CD}, \overline{AD}$



**Answers**

1.  $(\vec{A} \& \vec{B})$

2. none

3.  $\vec{AB}$

4. none

5.  $\vec{AB}$

6.  $\overline{AB}$

7.  $\angle AED$

8.  $\angle ABC$

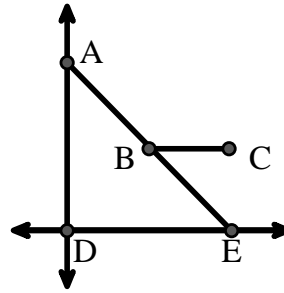
Use the graphic to the right to find the following (if possible):

7) Acute Angle  $\angle AED, \angle EAD, \angle EBC$

8) Obtuse Angle  $\angle ABC$

9) Straight Angle  $\angle ABE$

10) Right Angle  $\angle ADE$



9.  $\angle ABE$

10.  $\angle ADE$

11. graph

12. graph

13. graph

14. graph

15. graph

Use the dot matrix to draw the following:

11) Segment  $\overline{AC}$

12) Straight Angle  $\angle ABC$

13) Segment  $\vec{BD}$  perpendicular to  $\overline{BC}$

14) Segment  $\vec{CE}$  parallel to segment  $\overline{BD}$

15) Line  $\vec{FG}$  parallel to angle  $\angle ABC$





Solve each problem.

Use the graphic to the right to find the following (if possible):

1) Parallel Lines \_\_\_\_\_

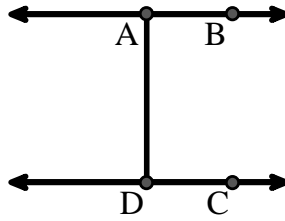
2) Intersecting Lines \_\_\_\_\_

3) Perpendicular Lines \_\_\_\_\_

4) A Segment \_\_\_\_\_

5) A Line \_\_\_\_\_

6) A Ray \_\_\_\_\_



Answers

1. \_\_\_\_\_

2. \_\_\_\_\_

3. \_\_\_\_\_

4. \_\_\_\_\_

5. \_\_\_\_\_

6. \_\_\_\_\_

7. \_\_\_\_\_

8. \_\_\_\_\_

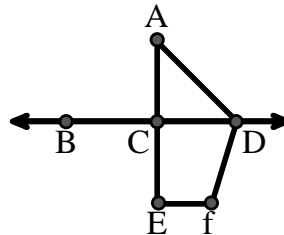
Use the graphic to the right to find the following (if possible):

7) Acute Angle \_\_\_\_\_

8) Right Angle \_\_\_\_\_

9) Straight Angle \_\_\_\_\_

10) Obtuse Angle \_\_\_\_\_



9. \_\_\_\_\_

10. \_\_\_\_\_

11. graph

12. graph

13. graph

14. graph

15. graph

Use the dot matrix to draw the following:


11) Line  $\overleftrightarrow{AC}$

12) Segment  $\overline{AB}$

13) Angle  $\angle ABD$

14) Line  $\overleftrightarrow{EF}$  parallel to line  $\overleftrightarrow{AC}$

15) Segment  $\overline{EG}$  perpendicular to  $\overleftrightarrow{EF}$





Solve each problem.

Use the graphic to the right to find the following (if possible):

1) Parallel Lines  $(\vec{A} \& \vec{B}), (\vec{C} \& \vec{D}), (\vec{A} \& \vec{D})$

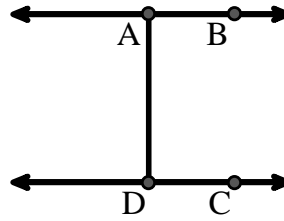
2) Intersecting Lines \_\_\_\_\_

3) Perpendicular Lines \_\_\_\_\_

4) A Segment  $\overline{AB}, \overline{CD}, \overline{AD}$

5) A Line  $\vec{AB}, \vec{CD}$

6) A Ray  $\vec{AB}, \vec{BA}, \vec{DC}, \vec{CD}$



**Answers**

1.  $(\vec{A} \& \vec{B})$

2. none

3. none

4.  $\overline{AB}$

5.  $\vec{AB}$

6.  $\vec{AB}$

7.  $\angle CAD$

8.  $\angle ACD$

9.  $\angle BCD$

10.  $\angle ADF$

11. graph

12. graph

13. graph

14. graph

15. graph

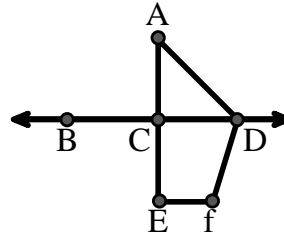
Use the graphic to the right to find the following (if possible):

7) Acute Angle  $\angle CAD$

8) Right Angle  $\angle ACD, \angle CEF, \angle DCE$

9) Straight Angle  $\angle BCD, \angle ACE$

10) Obtuse Angle  $\angle ADF, \angle DFE$



Use the dot matrix to draw the following:


11) Line  $\vec{AC}$

12) Segment  $\overline{AB}$

13) Angle  $\angle ABD$

14) Line  $\vec{EF}$  parallel to line  $\vec{AC}$

15) Segment  $\overline{EG}$  perpendicular to  $\vec{EF}$



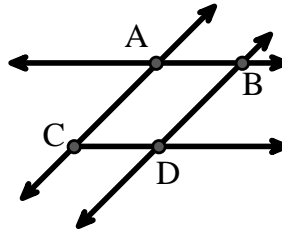




Solve each problem.

Use the graphic to the right to find the following (if possible):

- 1) A Line \_\_\_\_\_
- 2) Perpendicular Lines \_\_\_\_\_
- 3) A Ray \_\_\_\_\_
- 4) Parallel Lines \_\_\_\_\_
- 5) Intersecting Lines \_\_\_\_\_
- 6) A Segment \_\_\_\_\_

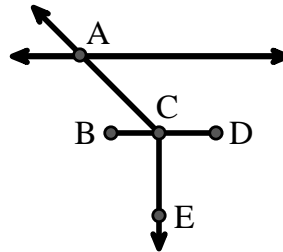


Answers

- 1. \_\_\_\_\_
- 2. \_\_\_\_\_
- 3. \_\_\_\_\_
- 4. \_\_\_\_\_
- 5. \_\_\_\_\_
- 6. \_\_\_\_\_
- 7. \_\_\_\_\_
- 8. \_\_\_\_\_

Use the graphic to the right to find the following (if possible):

- 7) Acute Angle \_\_\_\_\_
- 8) Straight Angle \_\_\_\_\_
- 9) Obtuse Angle \_\_\_\_\_
- 10) Right Angle \_\_\_\_\_



- 9. \_\_\_\_\_
- 10. \_\_\_\_\_
- 11. graph
- 12. graph
- 13. graph
- 14. graph
- 15. graph

Use the dot matrix to draw the following:

- 11) Ray  $\vec{AB}$
- 12) Ray  $\vec{AC}$  perpendicular to ray  $\vec{AB}$
- 13) line  $\vec{DE}$  intersecting ray  $\vec{AC}$
- 14) Segment  $\vec{EF}$  perpendicular to ray  $\vec{AB}$
- 15) Angle  $\angle EFG$

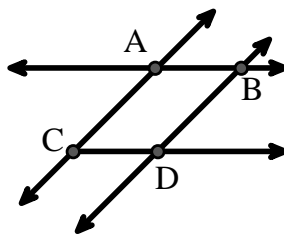




Solve each problem.

Use the graphic to the right to find the following (if possible):

- 1) A Line  $\overleftrightarrow{AC}, \overleftrightarrow{AB}, \overleftrightarrow{BD}$
- 2) Perpendicular Lines \_\_\_\_\_
- 3) A Ray  $\overrightarrow{AB}, \overrightarrow{AC}, \overrightarrow{BA}, \overrightarrow{BD}, \overrightarrow{CA}, \overrightarrow{CD}, \overrightarrow{DB}$
- 4) Parallel Lines  $(\overleftrightarrow{A} \& \overleftrightarrow{B}), (\overleftrightarrow{A} \& \overleftrightarrow{C}), (\overleftrightarrow{B} \& \overleftrightarrow{D}), (\overleftrightarrow{C} \& \overleftrightarrow{D})$
- 5) Intersecting Lines  $(\overleftrightarrow{AB} \& \overleftrightarrow{AC}), (\overleftrightarrow{AB} \& \overleftrightarrow{BD})$
- 6) A Segment  $\overline{AB}, \overline{AC}, \overline{BD}, \overline{CD}$

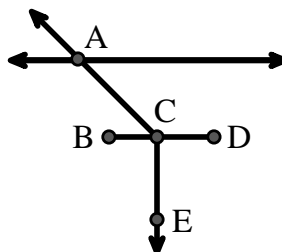


Answers

1.  $\overleftrightarrow{AC}$
2. none
3.  $\overrightarrow{AB}$
4.  $(\overleftrightarrow{A} \& \overleftrightarrow{B})$
5.  $(\overleftrightarrow{AB} \& \overleftrightarrow{AC})$
6.  $\overline{AB}$
7.  $\angle ACB$
8.  $\angle BCD$
9.  $\angle ACD$
10.  $\angle BCE$
11. graph
12. graph
13. graph
14. graph
15. graph


Use the graphic to the right to find the following (if possible):

- 7) Acute Angle  $\angle ACB$
- 8) Straight Angle  $\angle BCD$
- 9) Obtuse Angle  $\angle ACD$
- 10) Right Angle  $\angle BCE, \angle DCE$



Use the dot matrix to draw the following:

- 11) Ray  $\overrightarrow{AB}$
- 12) Ray  $\overrightarrow{AC}$  perpendicular to ray  $\overrightarrow{AB}$
- 13) line  $\overleftrightarrow{DE}$  intersecting ray  $\overrightarrow{AC}$
- 14) Segment  $\overline{EF}$  perpendicular to ray  $\overrightarrow{AB}$
- 15) Angle  $\angle EFG$

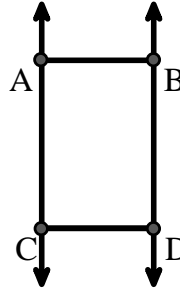




Solve each problem.

Use the graphic to the right to find the following (if possible):

- 1) Parallel Lines \_\_\_\_\_
- 2) A Segment \_\_\_\_\_
- 3) A Ray \_\_\_\_\_
- 4) Intersecting Lines \_\_\_\_\_
- 5) A Line \_\_\_\_\_
- 6) Perpendicular Lines \_\_\_\_\_

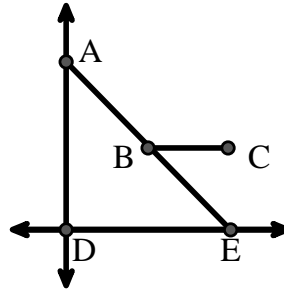


Answers

- 1. \_\_\_\_\_
- 2. \_\_\_\_\_
- 3. \_\_\_\_\_
- 4. \_\_\_\_\_
- 5. \_\_\_\_\_
- 6. \_\_\_\_\_
- 7. \_\_\_\_\_
- 8. \_\_\_\_\_

Use the graphic to the right to find the following (if possible):

- 7) Acute Angle \_\_\_\_\_
- 8) Straight Angle \_\_\_\_\_
- 9) Right Angle \_\_\_\_\_
- 10) Obtuse Angle \_\_\_\_\_



- 9. \_\_\_\_\_
- 10. \_\_\_\_\_
- 11. graph
- 12. graph
- 13. graph
- 14. graph
- 15. graph

Use the dot matrix to draw the following:

- 11) Line  $\overleftrightarrow{AC}$
- 12) Segment  $\overline{AB}$
- 13) Angle  $\angle ABD$
- 14) Line  $\overleftrightarrow{EF}$  parallel to line  $\overleftrightarrow{AC}$
- 15) Segment  $\overline{EG}$  perpendicular to  $\overleftrightarrow{EF}$





Solve each problem.

Use the graphic to the right to find the following (if possible):

1) Parallel Lines  $(\vec{A} \& \vec{B}), (\vec{A} \& \vec{C}), (\vec{B} \& \vec{D}), (\vec{C} \& \vec{D})$

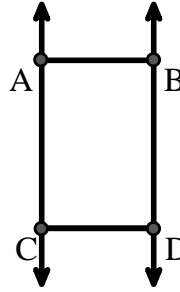
2) A Segment  $\overline{AB}, \overline{AC}, \overline{BD}, \overline{CD}$

3) A Ray  $\vec{AC}, \vec{BD}, \vec{CA}, \vec{DB}$

4) Intersecting Lines \_\_\_\_\_

5) A Line  $\leftrightarrow AC, \leftrightarrow BD$

6) Perpendicular Lines \_\_\_\_\_



Answers

1.  $(\vec{A} \& \vec{B})$

2.  $\overline{AB}$

3.  $\vec{AC}$

4. none

5.  $\leftrightarrow AC$

6. none

7.  $\angle AED$

8.  $\angle ABE$

9.  $\angle ADE$

10.  $\angle ABC$

11. graph

12. graph

13. graph

14. graph

15. graph

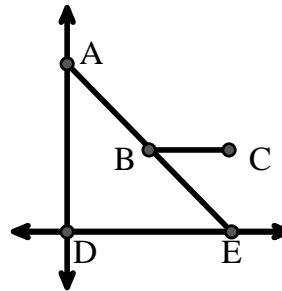
Use the graphic to the right to find the following (if possible):

7) Acute Angle  $\angle AED, \angle EAD, \angle EBC$

8) Straight Angle  $\angle ABE$

9) Right Angle  $\angle ADE$

10) Obtuse Angle  $\angle ABC$



Use the dot matrix to draw the following:

11) Line  $\leftrightarrow AC$

12) Segment  $\overline{AB}$

13) Angle  $\angle ABD$

14) Line  $\leftrightarrow EF$  parallel to line  $\leftrightarrow AC$

15) Segment  $\overline{EG}$  perpendicular to  $\leftrightarrow EF$

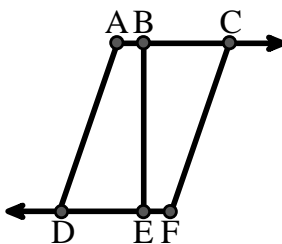




Solve each problem.

Use the graphic to the right to find the following (if possible):

- 1) A Segment \_\_\_\_\_
- 2) A Line \_\_\_\_\_
- 3) Intersecting Lines \_\_\_\_\_
- 4) Parallel Lines \_\_\_\_\_
- 5) A Ray \_\_\_\_\_
- 6) Perpendicular Lines \_\_\_\_\_

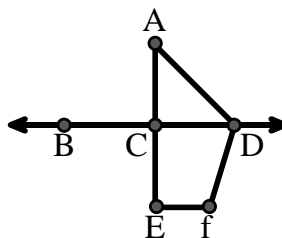


Answers

1. \_\_\_\_\_
2. \_\_\_\_\_
3. \_\_\_\_\_
4. \_\_\_\_\_
5. \_\_\_\_\_
6. \_\_\_\_\_
7. \_\_\_\_\_
8. \_\_\_\_\_
9. \_\_\_\_\_
10. \_\_\_\_\_

Use the graphic to the right to find the following (if possible):


- 7) Obtuse Angle \_\_\_\_\_
- 8) Straight Angle \_\_\_\_\_
- 9) Right Angle \_\_\_\_\_
- 10) Acute Angle \_\_\_\_\_



11. graph
12. graph
13. graph
14. graph
15. graph

Use the dot matrix to draw the following:

- 11) Segment  $\overline{AC}$
- 12) Straight Angle  $\angle ABC$
- 13) Segment  $\overleftrightarrow{BD}$  perpendicular to  $\overline{BC}$
- 14) Segment  $\overleftrightarrow{CE}$  parallel to segment  $\overline{BD}$
- 15) Line  $\overleftrightarrow{FG}$  parallel to angle  $\angle ABC$

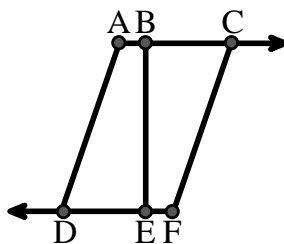




Solve each problem.

Use the graphic to the right to find the following (if possible):

- 1) A Segment  $\overline{AB}, \overline{BC}, \overline{AD}, \overline{BE}, \overline{CF}, \overline{DE}, \overline{EF}$
- 2) A Line \_\_\_\_\_
- 3) Intersecting Lines \_\_\_\_\_
- 4) Parallel Lines  $(\vec{A} \& \vec{B}), (\vec{B} \& \vec{C}), (\vec{A} \& \vec{D}), (\vec{B} \& \vec{E}), (\vec{C} \& \vec{F}), (\vec{D} \& \vec{E}), (\vec{E} \& \vec{F})$
- 5) A Ray  $\vec{AC}, \vec{BC}, \vec{FD}, \vec{ED}$
- 6) Perpendicular Lines \_\_\_\_\_

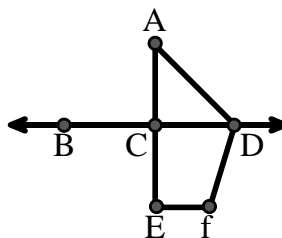


Answers

1.  $\overline{AB}$
2. none
3. none
4.  $(\vec{A} \& \vec{B})$
5.  $\vec{AC}$
6. none
7.  $\angle ADF$
8.  $\angle BCD$
9.  $\angle ACD$
10.  $\angle CAD$
11. graph
12. graph
13. graph
14. graph
15. graph


Use the graphic to the right to find the following (if possible):

- 7) Obtuse Angle  $\angle ADF, \angle DFE$
- 8) Straight Angle  $\angle BCD, \angle ACE$
- 9) Right Angle  $\angle ACD, \angle CEF, \angle DCE$
- 10) Acute Angle  $\angle CAD$



Use the dot matrix to draw the following:

- 11) Segment  $\overline{AC}$
- 12) Straight Angle  $\angle ABC$
- 13) Segment  $\overleftrightarrow{BD}$  perpendicular to  $\overline{BC}$
- 14) Segment  $\overleftrightarrow{CE}$  parallel to segment  $\overline{BD}$
- 15) Line  $\overleftrightarrow{FG}$  parallel to angle  $\angle ABC$





Solve each problem.

Use the graphic to the right to find the following (if possible):

1) Intersecting Lines \_\_\_\_\_

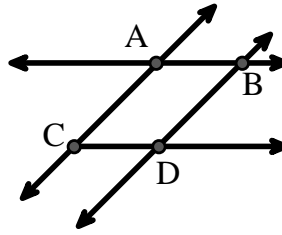
2) Parallel Lines \_\_\_\_\_

3) A Line \_\_\_\_\_

4) Perpendicular Lines \_\_\_\_\_

5) A Ray \_\_\_\_\_

6) A Segment \_\_\_\_\_



Answers

1. \_\_\_\_\_

2. \_\_\_\_\_

3. \_\_\_\_\_

4. \_\_\_\_\_

5. \_\_\_\_\_

6. \_\_\_\_\_

7. \_\_\_\_\_

8. \_\_\_\_\_

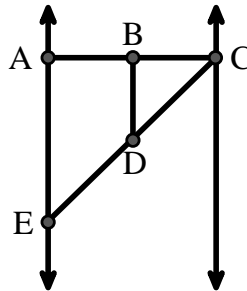
Use the graphic to the right to find the following (if possible):

7) Right Angle \_\_\_\_\_

8) Acute Angle \_\_\_\_\_

9) Straight Angle \_\_\_\_\_

10) Obtuse Angle \_\_\_\_\_



9. \_\_\_\_\_

10. \_\_\_\_\_

11. graph

12. graph

13. graph

14. graph

15. graph

Use the dot matrix to draw the following:


11) Line  $\overleftrightarrow{AC}$

12) Segment  $\overline{AB}$

13) Angle  $\angle ABD$

14) Line  $\overleftrightarrow{EF}$  parallel to line  $\overleftrightarrow{AC}$

15) Segment  $\overline{EG}$  perpendicular to  $\overleftrightarrow{EF}$





Solve each problem.

Use the graphic to the right to find the following (if possible):

1) Intersecting Lines  $(\vec{AB} \ \& \ \vec{AC}), (\vec{AB} \ \& \ \vec{BD})$

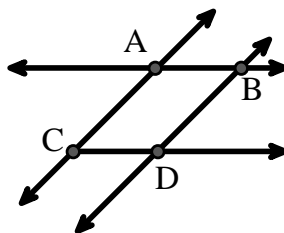
2) Parallel Lines  $(\vec{A} \ \& \ \vec{B}), (\vec{A} \ \& \ \vec{C}), (\vec{B} \ \& \ \vec{D}), (\vec{C} \ \& \ \vec{D})$

3) A Line  $\vec{AC}, \vec{AB}, \vec{BD}$

4) Perpendicular Lines \_\_\_\_\_

5) A Ray  $\vec{AB}, \vec{AC}, \vec{BA}, \vec{BD}, \vec{CA}, \vec{CD}, \vec{DB}$

6) A Segment  $\overline{AB}, \overline{AC}, \overline{BD}, \overline{CD}$



**Answers**

1.  $(\vec{AB} \ \& \ \vec{AC})$

2.  $(\vec{A} \ \& \ \vec{B})$

3.  $\vec{AC}$

4. **none**

5.  $\vec{AB}$

6.  $\overline{AB}$

7.  $\angle BAE$

8.  $\angle BCD$

9.  $\angle ABC$

10.  $\angle BDE$

11. **graph**

12. **graph**

13. **graph**

14. **graph**

15. **graph**

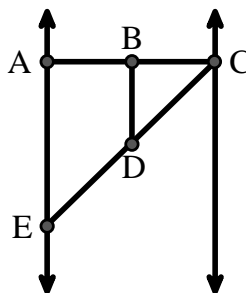
Use the graphic to the right to find the following (if possible):

7) Right Angle  $\angle BAE, \angle ABD, \angle CBD$

8) Acute Angle  $\angle BCD, \angle AED, \angle BDC$

9) Straight Angle  $\angle ABC, \angle CDE$

10) Obtuse Angle  $\angle BDE$



Use the dot matrix to draw the following:

11) Line  $\vec{AC}$

12) Segment  $\overline{AB}$

13) Angle  $\angle ABD$

14) Line  $\vec{EF}$  parallel to line  $\vec{AC}$

15) Segment  $\overline{EG}$  perpendicular to  $\vec{EF}$







Solve each problem.

Use the graphic to the right to find the following (if possible):

1) Perpendicular Lines \_\_\_\_\_

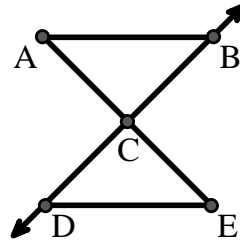
2) A Segment \_\_\_\_\_

3) Intersecting Lines \_\_\_\_\_

4) A Line \_\_\_\_\_

5) A Ray \_\_\_\_\_

6) Parallel Lines \_\_\_\_\_



Answers

1. \_\_\_\_\_

2. \_\_\_\_\_

3. \_\_\_\_\_

4. \_\_\_\_\_

5. \_\_\_\_\_

6. \_\_\_\_\_

7. \_\_\_\_\_

8. \_\_\_\_\_

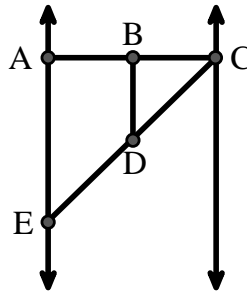
Use the graphic to the right to find the following (if possible):

7) Obtuse Angle \_\_\_\_\_

8) Straight Angle \_\_\_\_\_

9) Acute Angle \_\_\_\_\_

10) Right Angle \_\_\_\_\_



9. \_\_\_\_\_

10. \_\_\_\_\_

11. graph

12. graph

13. graph

14. graph

Use the dot matrix to draw the following:

11) Segment  $\overline{AC}$

12) Straight Angle  $\angle ABC$

13) Segment  $\overleftrightarrow{BD}$  perpendicular to  $\overline{BC}$

14) Segment  $\overleftrightarrow{CE}$  parallel to segment  $\overline{BD}$

15) Line  $\overleftrightarrow{FG}$  parallel to angle  $\angle ABC$



15. graph



Solve each problem.

Use the graphic to the right to find the following (if possible):

1) Perpendicular Lines \_\_\_\_\_

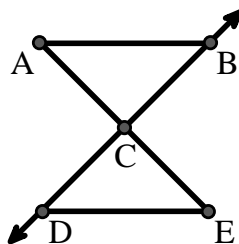
2) A Segment  $\overline{AB}$ ,  $\overline{AC}$ ,  $\overline{BC}$ ,  $\overline{CD}$ ,  $\overline{CE}$ ,  $\overline{DE}$

3) Intersecting Lines \_\_\_\_\_

4) A Line \_\_\_\_\_

5) A Ray  $\overrightarrow{CB}$ ,  $\overrightarrow{CD}$

6) Parallel Lines  $(\overleftrightarrow{A \& B})$ ,  $(\overleftrightarrow{A \& C})$ ,  $(\overleftrightarrow{B \& C})$ ,  $(\overleftrightarrow{C \& D})$ ,  $(\overleftrightarrow{C \& E})$ ,  $(\overleftrightarrow{D \& E})$



Answers

1. none

2.  $\overline{AB}$

3. none

4. none

5.  $\overrightarrow{CB}$

6.  $(\overleftrightarrow{A \& B})$

7.  $\angle BDE$

8.  $\angle ABC$

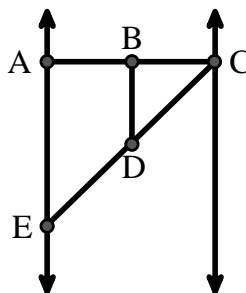
Use the graphic to the right to find the following (if possible):

7) Obtuse Angle  $\angle BDE$

8) Straight Angle  $\angle ABC$ ,  $\angle CDE$

9) Acute Angle  $\angle BCD$ ,  $\angle AED$ ,  $\angle BDC$

10) Right Angle  $\angle BAE$ ,  $\angle ABD$ ,  $\angle CBD$



9.  $\angle BCD$

10.  $\angle BAE$

11. graph

12. graph

13. graph

14. graph

15. graph

Use the dot matrix to draw the following:

11) Segment  $\overline{AC}$

12) Straight Angle  $\angle ABC$

13) Segment  $\overleftrightarrow{BD}$  perpendicular to  $\overline{BC}$

14) Segment  $\overleftrightarrow{CE}$  parallel to segment  $\overline{BD}$

15) Line  $\overleftrightarrow{FG}$  parallel to angle  $\angle ABC$





Solve each problem.

Use the graphic to the right to find the following (if possible):

1) Perpendicular Lines \_\_\_\_\_

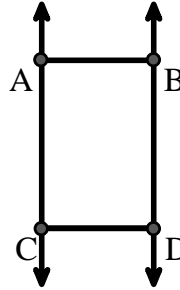
2) A Segment \_\_\_\_\_

3) A Line \_\_\_\_\_

4) Parallel Lines \_\_\_\_\_

5) Intersecting Lines \_\_\_\_\_

6) A Ray \_\_\_\_\_



Answers

1. \_\_\_\_\_

2. \_\_\_\_\_

3. \_\_\_\_\_

4. \_\_\_\_\_

5. \_\_\_\_\_

6. \_\_\_\_\_

7. \_\_\_\_\_

8. \_\_\_\_\_

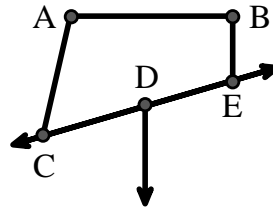
Use the graphic to the right to find the following (if possible):

7) Obtuse Angle \_\_\_\_\_

8) Right Angle \_\_\_\_\_

9) Acute Angle \_\_\_\_\_

10) Straight Angle \_\_\_\_\_



9. \_\_\_\_\_

10. \_\_\_\_\_

11. graph

12. graph

13. graph

14. graph

15. graph

Use the dot matrix to draw the following:


11) Line  $\overleftrightarrow{AC}$

12) Segment  $\overline{AB}$

13) Angle  $\angle ABD$

14) Line  $\overleftrightarrow{EF}$  parallel to line  $\overleftrightarrow{AC}$

15) Segment  $\overline{EG}$  perpendicular to  $\overleftrightarrow{EF}$





Solve each problem.

Use the graphic to the right to find the following (if possible):

1) Perpendicular Lines \_\_\_\_\_

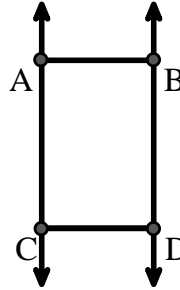
2) A Segment  $\overline{AB}, \overline{AC}, \overline{BD}, \overline{CD}$

3) A Line  $\overleftrightarrow{AC}, \overleftrightarrow{BD}$

4) Parallel Lines  $(\vec{A} \ \& \ \vec{B}), (\vec{A} \ \& \ \vec{C}), (\vec{B} \ \& \ \vec{D}), (\vec{C} \ \& \ \vec{D})$

5) Intersecting Lines \_\_\_\_\_

6) A Ray  $\vec{AC}, \vec{BD}, \vec{CA}, \vec{DB}$



**Answers**

1. none

2.  $\overline{AB}$

3.  $\overleftrightarrow{AC}$

4.  $(\vec{A} \ \& \ \vec{B})$

5. none

6.  $\vec{AC}$

7.  $\angle CAB$

8.  $\angle ABE$

9.  $\angle ACD$

10.  $\angle CDE$

11. graph

12. graph

13. graph

14. graph

15. graph

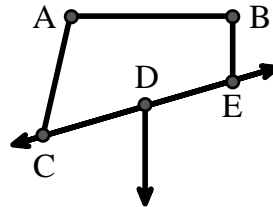
Use the graphic to the right to find the following (if possible):

7) Obtuse Angle  $\angle CAB, \angle BED$

8) Right Angle  $\angle ABE, \angle ABD, \angle CBD$

9) Acute Angle  $\angle ACD$

10) Straight Angle  $\angle CDE$



Use the dot matrix to draw the following:

11) Line  $\overleftrightarrow{AC}$

12) Segment  $\overline{AB}$

13) Angle  $\angle ABD$

14) Line  $\overleftrightarrow{EF}$  parallel to line  $\overleftrightarrow{AC}$

15) Segment  $\overline{EG}$  perpendicular to  $\overleftrightarrow{EF}$

