



Measure each of the bars (in centimeters) and then generate a line plot based on the information.

Answers



1. _____



2. _____



3. _____



4. _____



5. _____



6. _____



7. _____




8. _____



9. _____



10. _____



11. _____




12. _____



13. _____



14. _____



15. _____

Line Plot



Measure each of the bars (in centimeters) and then generate a line plot based on the information.

1)  6


2)  6

3)  9

4)  6

5)  6


6)  6

7)  6

8)  9


9)  9


10)  9

11)  6

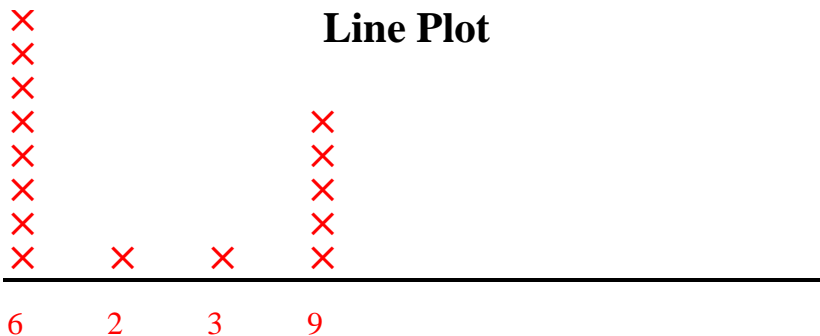
12)  6

13)  2

14)  9

15)  3

Line Plot



Answers

1. 6

2. 6

3. 9

4. 6

5. 6

6. 6

7. 6

8. 9

9. 9

10. 9

11. 6

12. 6

13. 2

14. 9

15. 3