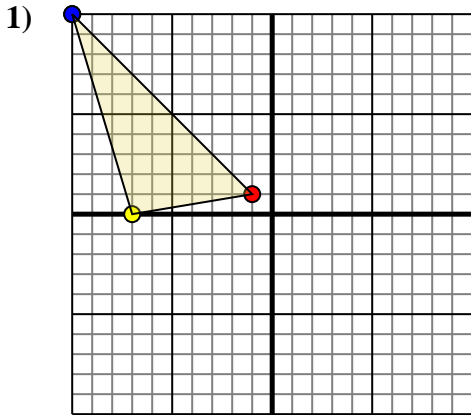




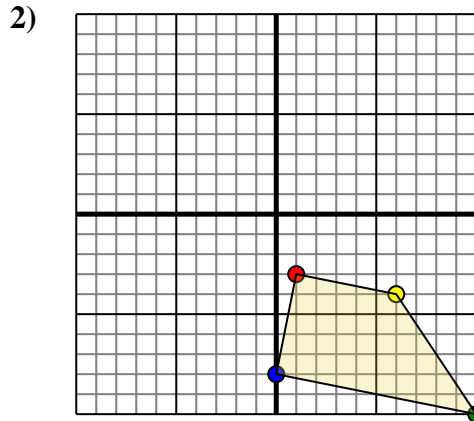
Rotate each shape as described.



The shape above has the following coordinates:

- A. (-1,1)
- B. (-7,0)
- C. (-10,10)

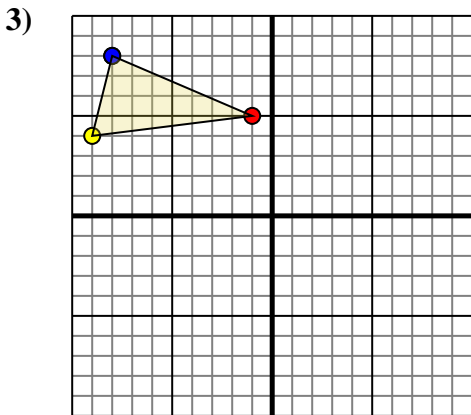
Rotate the shape 90° clockwise.



The shape above has the following coordinates:

- A. (1,-3)
- B. (6,-4)
- C. (10,-10)
- D. (0,-8)

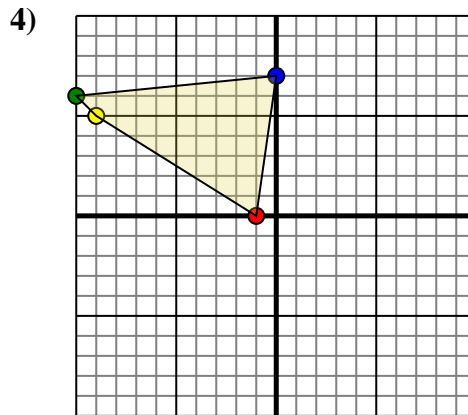
Rotate the shape 180° clockwise.



The shape above has the following coordinates:

- A. (-1,5)
- B. (-9,4)
- C. (-8,8)

Rotate the shape 180° clockwise.



The shape above has the following coordinates:

- A. (-1,0)
- B. (-9,5)
- C. (-10,6)
- D. (0,7)

Rotate the shape 90° clockwise.

Answers

1. \_\_\_\_\_ [Graph](#)

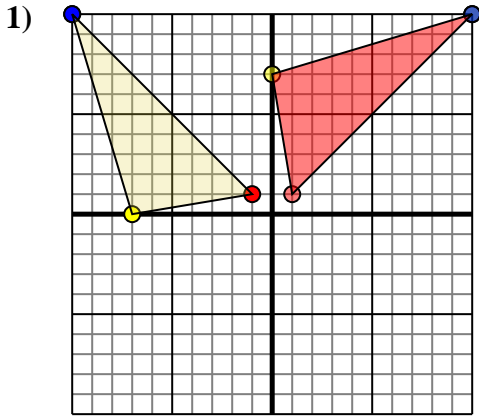
2. \_\_\_\_\_ [Graph](#)

3. \_\_\_\_\_ [Graph](#)

4. \_\_\_\_\_ [Graph](#)



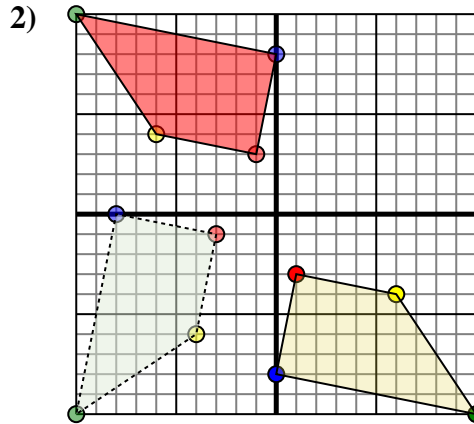
Rotate each shape as described.



The shape above has the following coordinates:

- A. (-1,1)
- B. (-7,0)
- C. (-10,10)

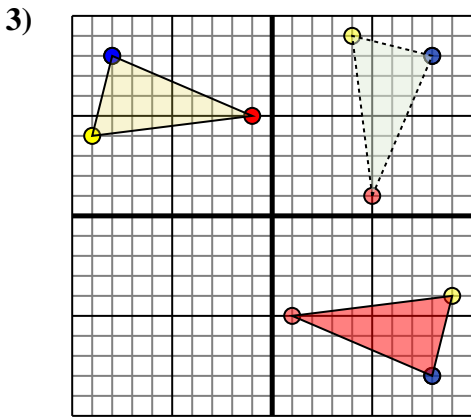
Rotate the shape 90° clockwise.



The shape above has the following coordinates:

- A. (1,-3)
- B. (6,-4)
- C. (10,-10)
- D. (0,-8)

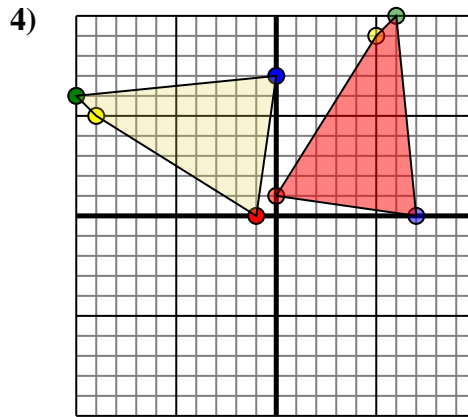
Rotate the shape 180° clockwise.



The shape above has the following coordinates:

- A. (-1,5)
- B. (-9,4)
- C. (-8,8)

Rotate the shape 180° clockwise.



The shape above has the following coordinates:

- A. (-1,0)
- B. (-9,5)
- C. (-10,6)
- D. (0,7)

Rotate the shape 90° clockwise.

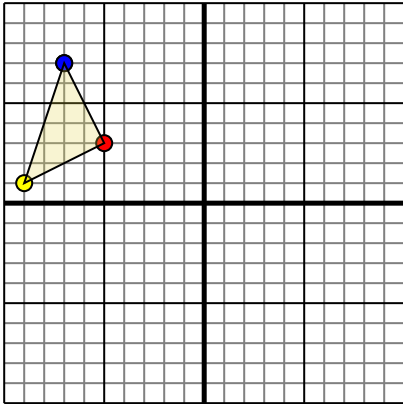
**Answers**

1. **1,1** **-0,7** **10,10** [Graph](#)
2. **-1,3** **-6,4** **-10,10** **-0,8** [Graph](#)
3. **1,-5** **9,-4** **8,-8** [Graph](#)
4. **-0,1** **5,9** **6,10** **7,0** [Graph](#)



Rotate each shape as described.

1)

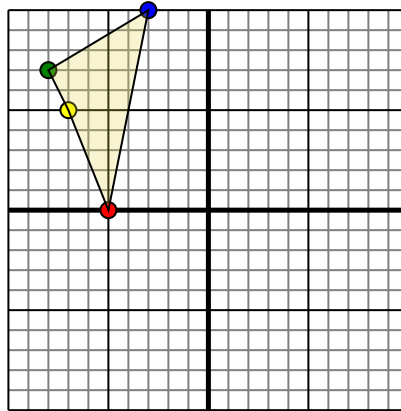


The shape above has the following coordinates:

- A. (-5,3)
- B. (-9,1)
- C. (-7,7)

Rotate the shape 180° counter-clockwise.

2)

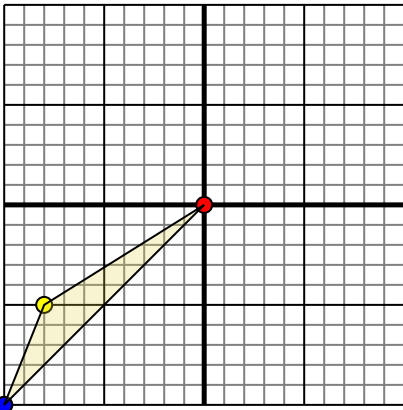


The shape above has the following coordinates:

- A. (-5,0)
- B. (-7,5)
- C. (-8,7)
- D. (-3,10)

Rotate the shape 90° counter-clockwise.

3)

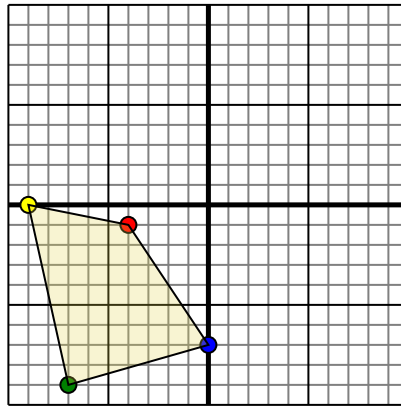


The shape above has the following coordinates:

- A. (0,0)
- B. (-8,-5)
- C. (-10,-10)

Rotate the shape 270° clockwise.

4)



The shape above has the following coordinates:

- A. (-4,-1)
- B. (-9,0)
- C. (-7,-9)
- D. (0,-7)

Rotate the shape 90° counter-clockwise.

**Answers**

1. \_\_\_\_\_ [Graph](#)

2. \_\_\_\_\_ [Graph](#)

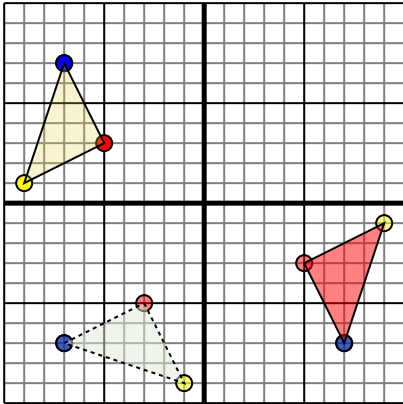
3. \_\_\_\_\_ [Graph](#)

4. \_\_\_\_\_ [Graph](#)



Rotate each shape as described.

1)

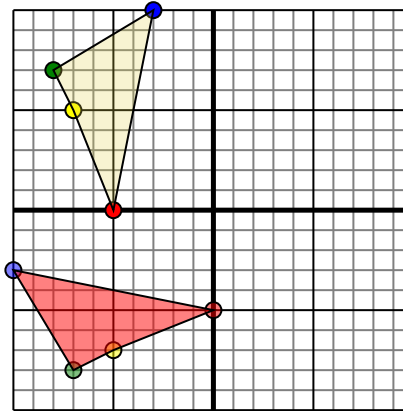


The shape above has the following coordinates:

- A. (-5,3)
- B. (-9,1)
- C. (-7,7)

Rotate the shape 180° counter-clockwise.

2)

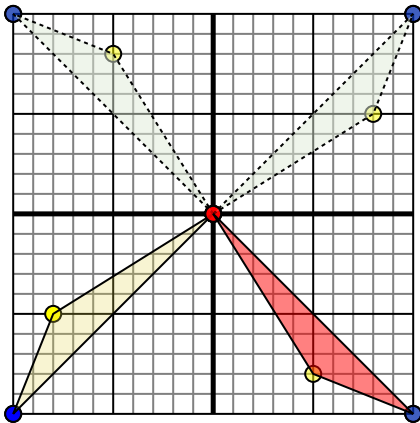


The shape above has the following coordinates:

- A. (-5,0)
- B. (-7,5)
- C. (-8,7)
- D. (-3,10)

Rotate the shape 90° counter-clockwise.

3)

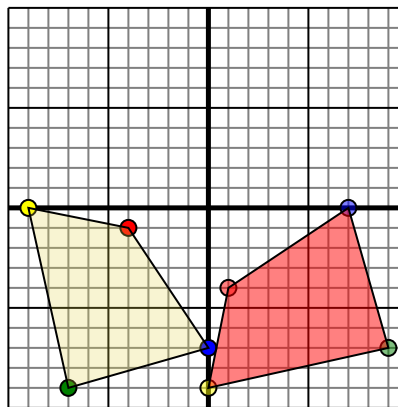


The shape above has the following coordinates:

- A. (0,0)
- B. (-8,-5)
- C. (-10,-10)

Rotate the shape 270° clockwise.

4)



The shape above has the following coordinates:

- A. (-4,-1)
- B. (-9,0)
- C. (-7,-9)
- D. (0,-7)

Rotate the shape 90° counter-clockwise.

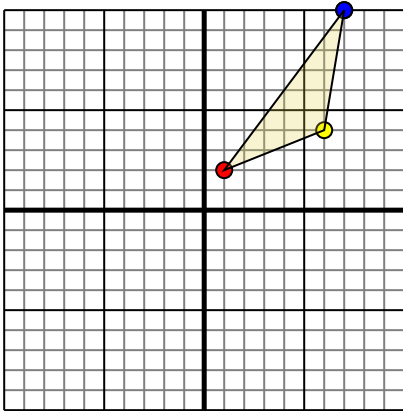
**Answers**

1. **5,-3** **9,-1** **7,-7** [Graph](#)
2. **-0,-5** **-5,-7** **-7,-8** **-10,-3** [Graph](#)
3. **-0,0** **5,-8** **10,-10** [Graph](#)
4. **1,-4** **-0,-9** **9,-7** **7,-0** [Graph](#)



Rotate each shape as described.

1)

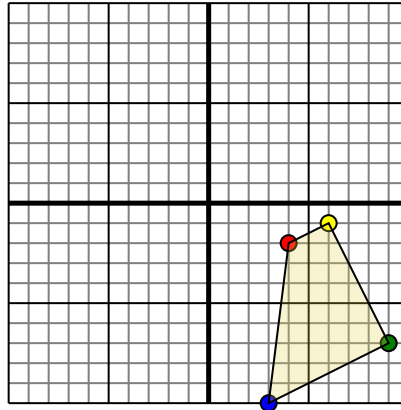


The shape above has the following coordinates:

- A. (1,2)
- B. (6,4)
- C. (7,10)

Rotate the shape 270° clockwise.

2)

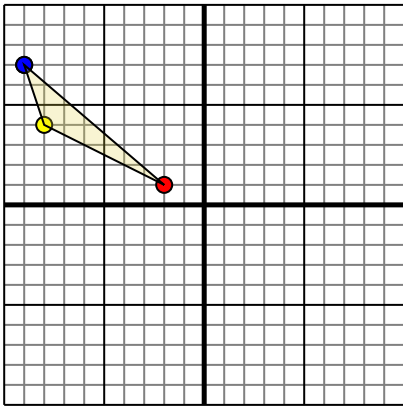


The shape above has the following coordinates:

- A. (4,-2)
- B. (6,-1)
- C. (9,-7)
- D. (3,-10)

Rotate the shape 180° counter-clockwise.

3)

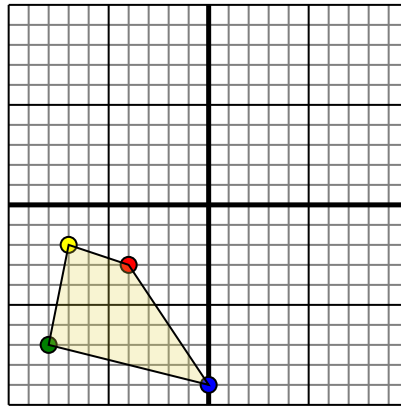


The shape above has the following coordinates:

- A. (-2,1)
- B. (-8,4)
- C. (-9,7)

Rotate the shape 180° counter-clockwise.

4)



The shape above has the following coordinates:

- A. (-4,-3)
- B. (-7,-2)
- C. (-8,-7)
- D. (0,-9)

Rotate the shape 90° clockwise.

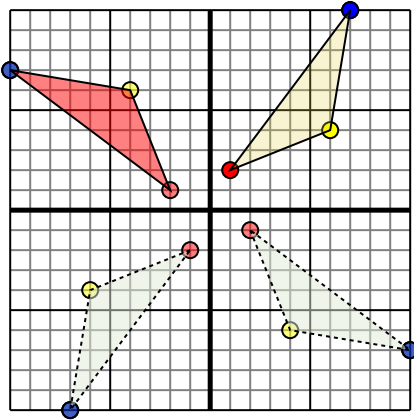
**Answers**

- 1. \_\_\_\_\_ [Graph](#)
- 2. \_\_\_\_\_ [Graph](#)
- 3. \_\_\_\_\_ [Graph](#)
- 4. \_\_\_\_\_ [Graph](#)



Rotate each shape as described.

1)

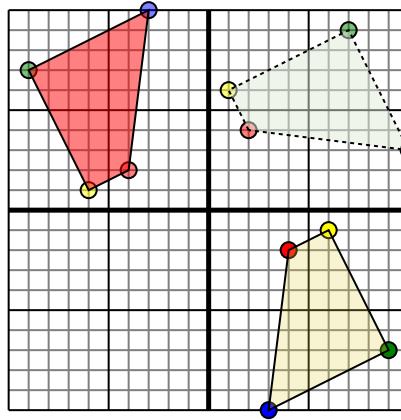


The shape above has the following coordinates:

- A. (1,2)
- B. (6,4)
- C. (7,10)

Rotate the shape 270° clockwise.

2)

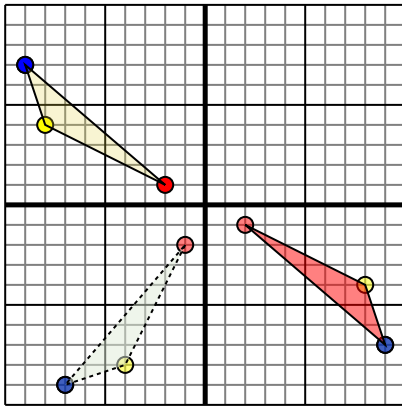


The shape above has the following coordinates:

- A. (4,-2)
- B. (6,-1)
- C. (9,-7)
- D. (3,-10)

Rotate the shape 180° counter-clockwise.

3)

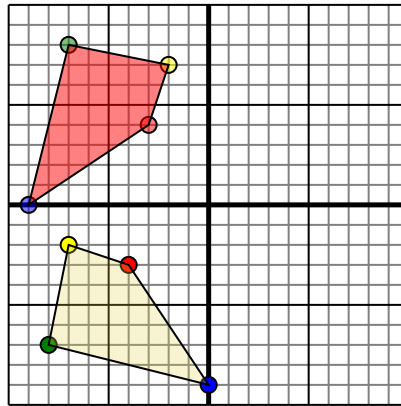


The shape above has the following coordinates:

- A. (-2,1)
- B. (-8,4)
- C. (-9,7)

Rotate the shape 180° counter-clockwise.

4)



The shape above has the following coordinates:

- A. (-4,-3)
- B. (-7,-2)
- C. (-8,-7)
- D. (0,-9)

Rotate the shape 90° clockwise.

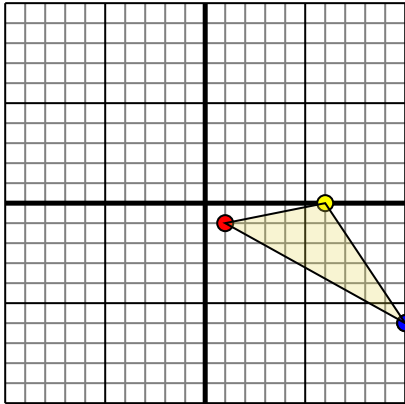
**Answers**

1. **-2,1** **-4,6** **-10,7** [Graph](#)
2. **-4,2** **-6,1** **-9,7** **-3,10** [Graph](#)
3. **2,-1** **8,-4** **9,-7** [Graph](#)
4. **-3,4** **-2,7** **-7,8** **-9,-0** [Graph](#)



Rotate each shape as described.

1)

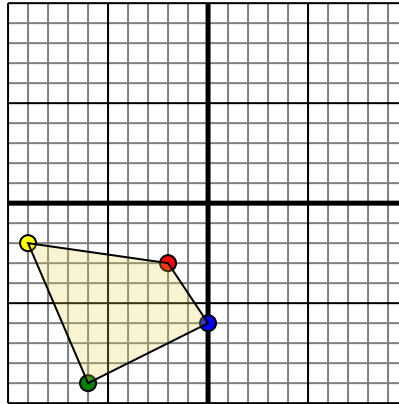


The shape above has the following coordinates:

- A. (1,-1)
- B. (6,0)
- C. (10,-6)

Rotate the shape 90° counter-clockwise.

2)

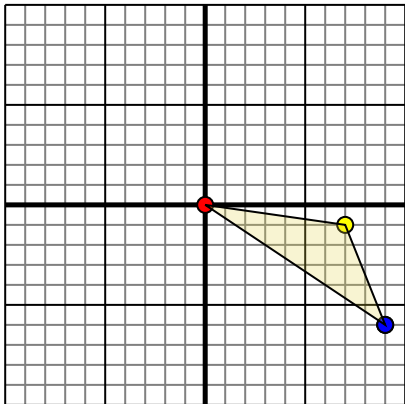


The shape above has the following coordinates:

- A. (-2,-3)
- B. (-9,-2)
- C. (-6,-9)
- D. (0,-6)

Rotate the shape 180° counter-clockwise.

3)

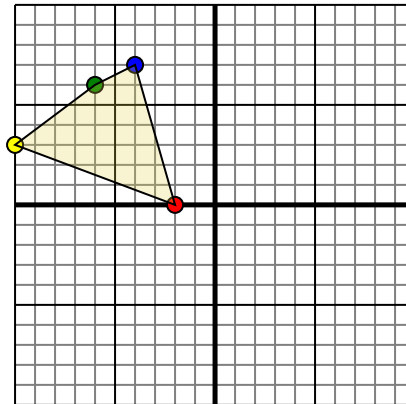


The shape above has the following coordinates:

- A. (0,0)
- B. (7,-1)
- C. (9,-6)

Rotate the shape 90° clockwise.

4)



The shape above has the following coordinates:

- A. (-2,0)
- B. (-10,3)
- C. (-6,6)
- D. (-4,7)

Rotate the shape 270° clockwise.

**Answers**

1. \_\_\_\_\_ [Graph](#)

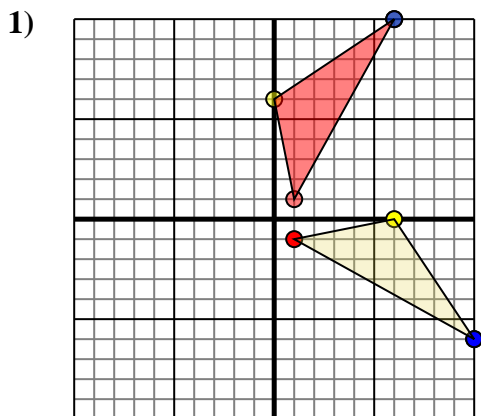
2. \_\_\_\_\_ [Graph](#)

3. \_\_\_\_\_ [Graph](#)

4. \_\_\_\_\_ [Graph](#)



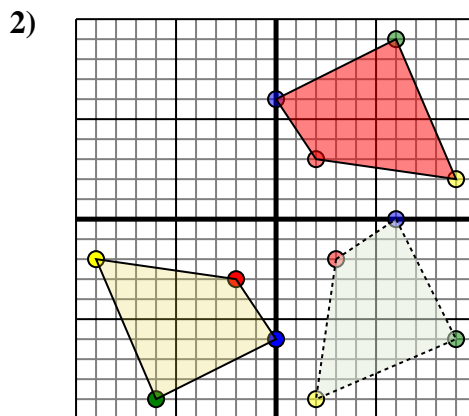
Rotate each shape as described.



The shape above has the following coordinates:

- A. (1,-1)
- B. (6,0)
- C. (10,-6)

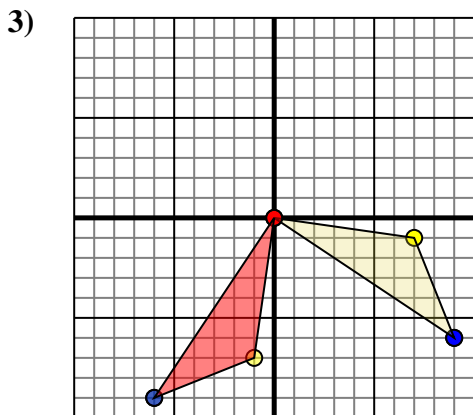
Rotate the shape 90° counter-clockwise.



The shape above has the following coordinates:

- A. (-2,-3)
- B. (-9,-2)
- C. (-6,-9)
- D. (0,-6)

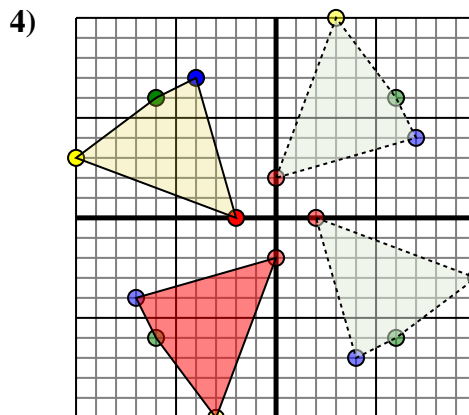
Rotate the shape 180° counter-clockwise.



The shape above has the following coordinates:

- A. (0,0)
- B. (7,-1)
- C. (9,-6)

Rotate the shape 90° clockwise.



The shape above has the following coordinates:

- A. (-2,0)
- B. (-10,3)
- C. (-6,6)
- D. (-4,7)

Rotate the shape 270° clockwise.

**Answers**

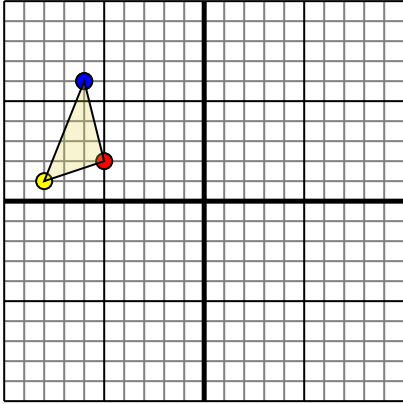
1. **1,1** **0,6** **6,10** [Graph](#)
2. **2,3** **9,2** **6,9** **0,6** [Graph](#)
3. **0,0** **-1,-7** **-6,-9** [Graph](#)
4. **0,-2** **-3,-10** **-6,-6** **-7,-4** [Graph](#)





Rotate each shape as described.

1)

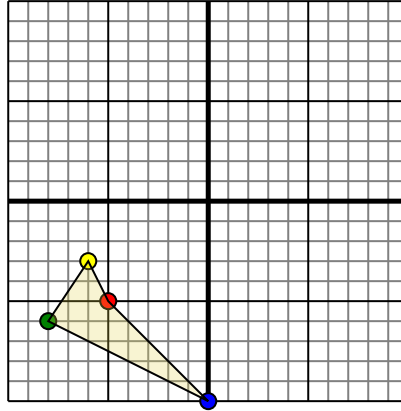


The shape above has the following coordinates:

- A. (-5,2)
- B. (-8,1)
- C. (-6,6)

Rotate the shape 180° clockwise.

2)

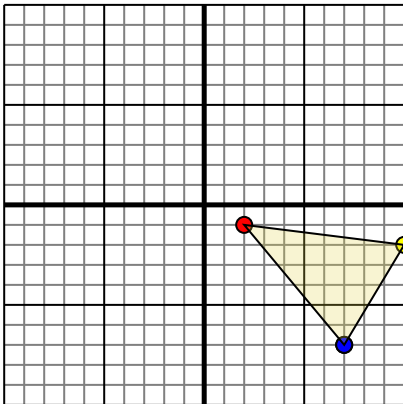


The shape above has the following coordinates:

- A. (-5,-5)
- B. (-6,-3)
- C. (-8,-6)
- D. (0,-10)

Rotate the shape 270° counter-clockwise.

3)

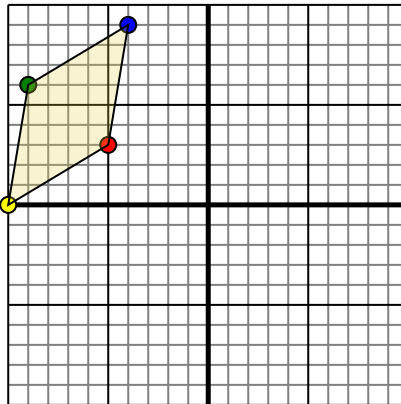


The shape above has the following coordinates:

- A. (2,-1)
- B. (10,-2)
- C. (7,-7)

Rotate the shape 90° clockwise.

4)



The shape above has the following coordinates:

- A. (-5,3)
- B. (-10,0)
- C. (-9,6)
- D. (-4,9)

Rotate the shape 90° counter-clockwise.

Answers

1. \_\_\_\_\_ [Graph](#)

2. \_\_\_\_\_ [Graph](#)

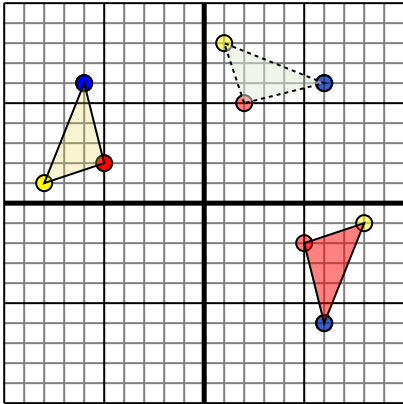
3. \_\_\_\_\_ [Graph](#)

4. \_\_\_\_\_ [Graph](#)



Rotate each shape as described.

1)

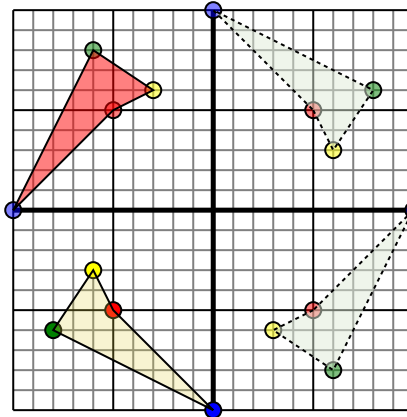


The shape above has the following coordinates:

- A. (-5,2)
- B. (-8,1)
- C. (-6,6)

Rotate the shape 180° clockwise.

2)

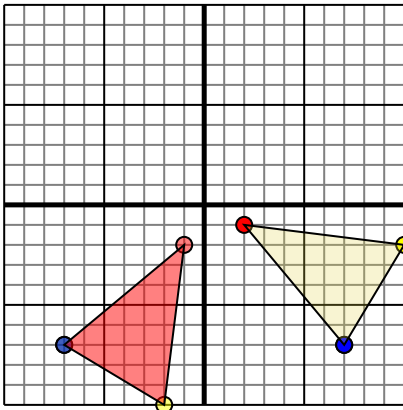


The shape above has the following coordinates:

- A. (-5,-5)
- B. (-6,-3)
- C. (-8,-6)
- D. (0,-10)

Rotate the shape 270° counter-clockwise.

3)

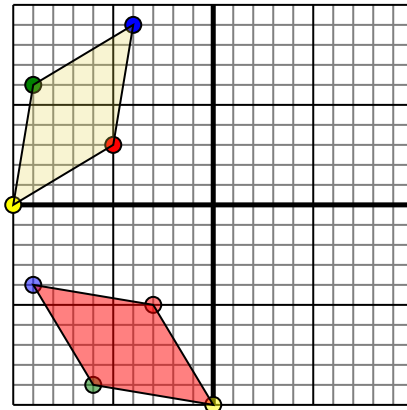


The shape above has the following coordinates:

- A. (2,-1)
- B. (10,-2)
- C. (7,-7)

Rotate the shape 90° clockwise.

4)



The shape above has the following coordinates:

- A. (-5,3)
- B. (-10,0)
- C. (-9,6)
- D. (-4,9)

Rotate the shape 90° counter-clockwise.

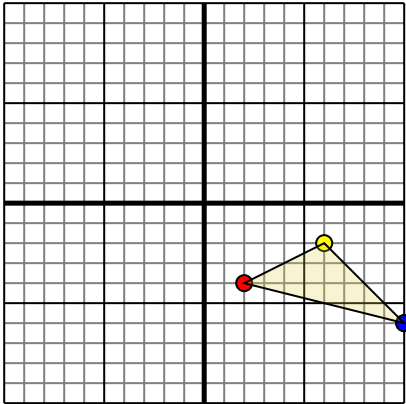
**Answers**

1. **5,-2** **8,-1** **6,-6** [Graph](#)
2. **-5,5** **-3,6** **-6,8** **-10,0** [Graph](#)
3. **-1,-2** **-2,-10** **-7,-7** [Graph](#)
4. **-3,-5** **-6,-10** **-6,-9** **-9,-4** [Graph](#)



Rotate each shape as described.

1)

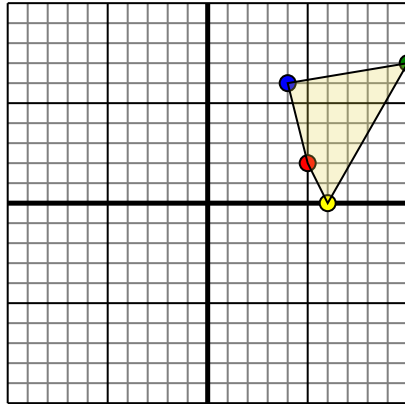


The shape above has the following coordinates:

- A. (2,-4)
- B. (6,-2)
- C. (10,-6)

Rotate the shape 90° counter-clockwise.

2)

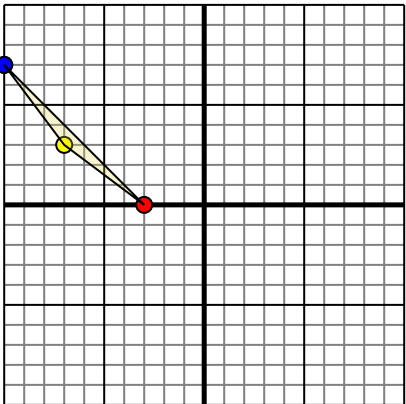


The shape above has the following coordinates:

- A. (5,2)
- B. (6,0)
- C. (10,7)
- D. (4,6)

Rotate the shape 90° counter-clockwise.

3)

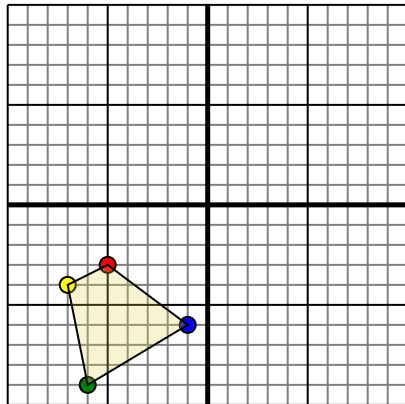


The shape above has the following coordinates:

- A. (-3,0)
- B. (-7,3)
- C. (-10,7)

Rotate the shape 180° clockwise.

4)



The shape above has the following coordinates:

- A. (-5,-3)
- B. (-7,-4)
- C. (-6,-9)
- D. (-1,-6)

Rotate the shape 270° clockwise.

Answers

1. \_\_\_\_\_ [Graph](#)

2. \_\_\_\_\_ [Graph](#)

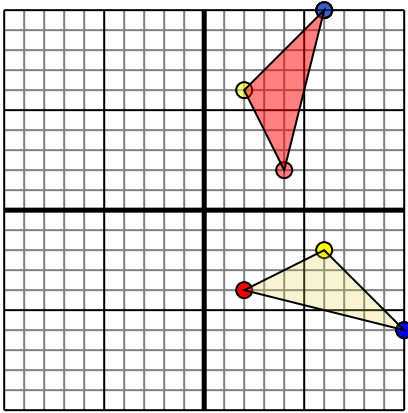
3. \_\_\_\_\_ [Graph](#)

4. \_\_\_\_\_ [Graph](#)



Rotate each shape as described.

1)

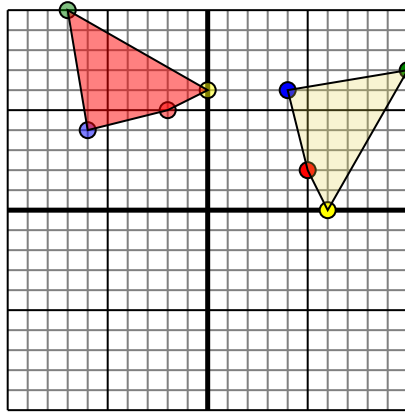


The shape above has the following coordinates:

- A. (2,-4)
- B. (6,-2)
- C. (10,-6)

Rotate the shape 90° counter-clockwise.

2)

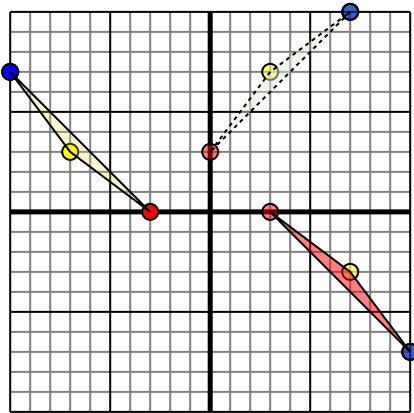


The shape above has the following coordinates:

- A. (5,2)
- B. (6,0)
- C. (10,7)
- D. (4,6)

Rotate the shape 90° counter-clockwise.

3)

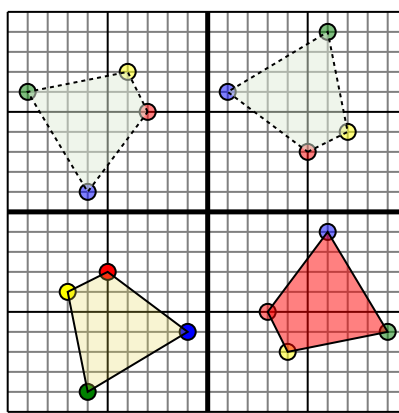


The shape above has the following coordinates:

- A. (-3,0)
- B. (-7,3)
- C. (-10,7)

Rotate the shape 180° clockwise.

4)



The shape above has the following coordinates:

- A. (-5,-3)
- B. (-7,-4)
- C. (-6,-9)
- D. (-1,-6)

Rotate the shape 270° clockwise.

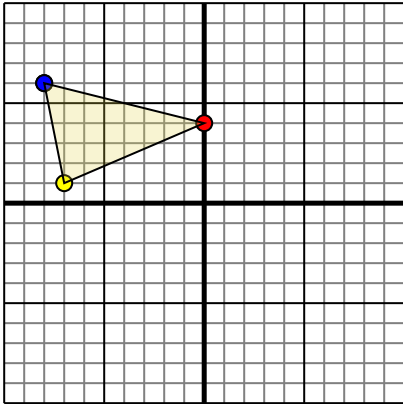
**Answers**

1. **4,2** **2,6** **6,10** [Graph](#)
2. **-2,5** **0,6** **-7,10** **-6,4** [Graph](#)
3. **3,0** **7,-3** **10,-7** [Graph](#)
4. **3,-5** **4,-7** **9,-6** **6,-1** [Graph](#)



Rotate each shape as described.

1)

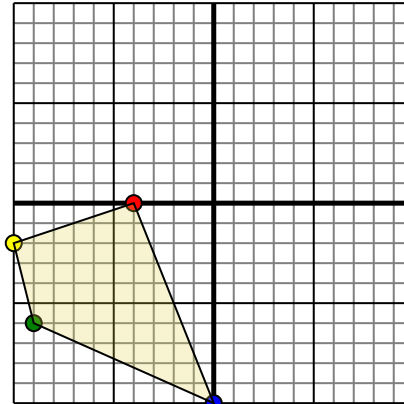


The shape above has the following coordinates:

- A. (0,4)
- B. (-7,1)
- C. (-8,6)

Rotate the shape 270° clockwise.

2)

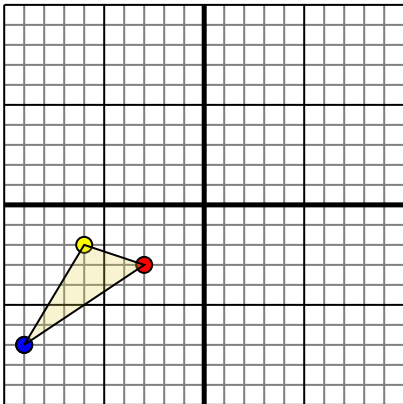


The shape above has the following coordinates:

- A. (-4,0)
- B. (-10,-2)
- C. (-9,-6)
- D. (0,-10)

Rotate the shape 270° clockwise.

3)

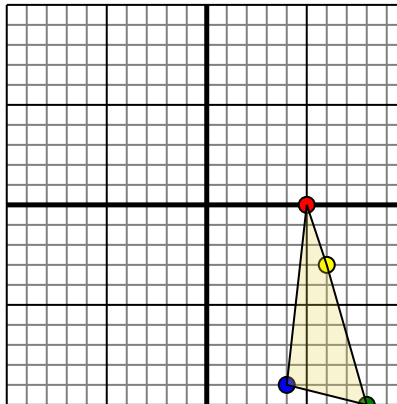


The shape above has the following coordinates:

- A. (-3,-3)
- B. (-6,-2)
- C. (-9,-7)

Rotate the shape 270° clockwise.

4)



The shape above has the following coordinates:

- A. (5,0)
- B. (6,-3)
- C. (8,-10)
- D. (4,-9)

Rotate the shape 270° clockwise.

**Answers**

1. \_\_\_\_\_ [Graph](#)

2. \_\_\_\_\_ [Graph](#)

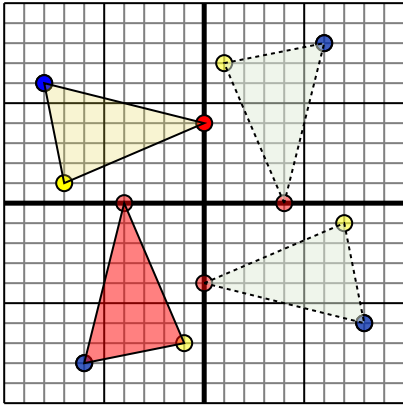
3. \_\_\_\_\_ [Graph](#)

4. \_\_\_\_\_ [Graph](#)



Rotate each shape as described.

1)

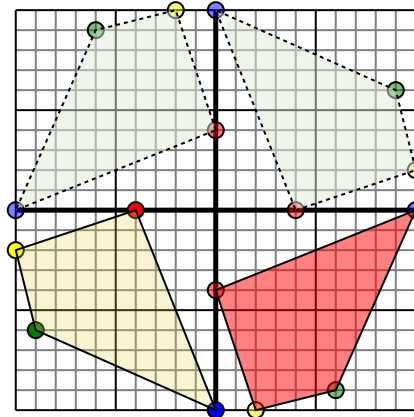


The shape above has the following coordinates:

- A. (0,4)
- B. (-7,1)
- C. (-8,6)

Rotate the shape 270° clockwise.

2)

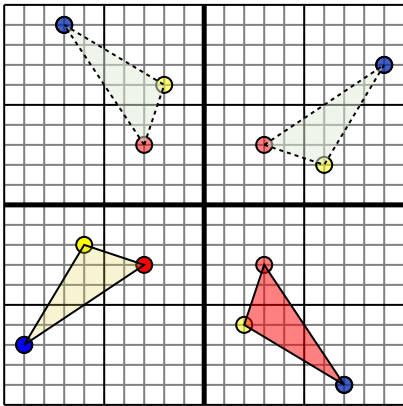


The shape above has the following coordinates:

- A. (-4,0)
- B. (-10,-2)
- C. (-9,-6)
- D. (0,-10)

Rotate the shape 270° clockwise.

3)

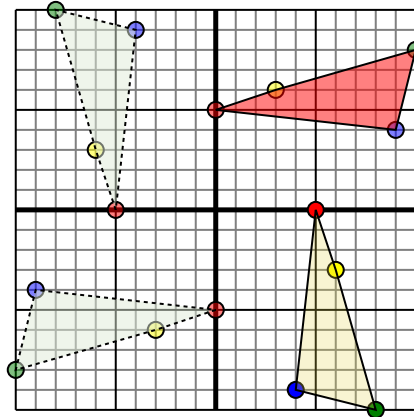


The shape above has the following coordinates:

- A. (-3,-3)
- B. (-6,-2)
- C. (-9,-7)

Rotate the shape 270° clockwise.

4)



The shape above has the following coordinates:

- A. (5,0)
- B. (6,-3)
- C. (8,-10)
- D. (4,-9)

Rotate the shape 270° clockwise.

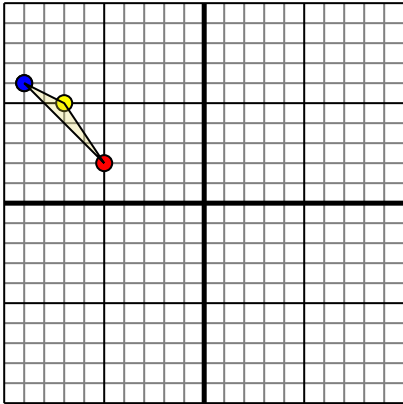
**Answers**

1. -4,-0 -1,-7 -6,-8 [Graph](#)
2. 0,-4 2,-10 6,-9 10,0 [Graph](#)
3. 3,-3 2,-6 7,-9 [Graph](#)
4. -0,5 3,6 10,8 9,4 [Graph](#)



Rotate each shape as described.

1)

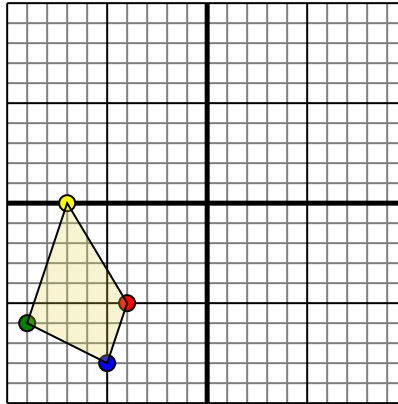


The shape above has the following coordinates:

- A. (-5,2)
- B. (-7,5)
- C. (-9,6)

Rotate the shape 90° counter-clockwise.

2)

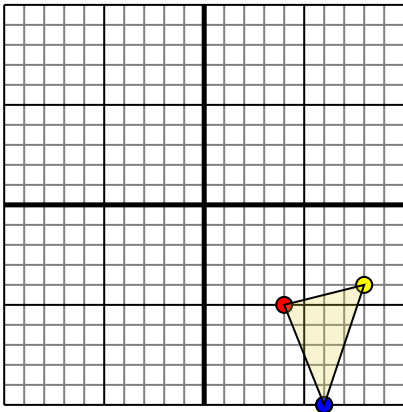


The shape above has the following coordinates:

- A. (-4,-5)
- B. (-7,0)
- C. (-9,-6)
- D. (-5,-8)

Rotate the shape 270° counter-clockwise.

3)

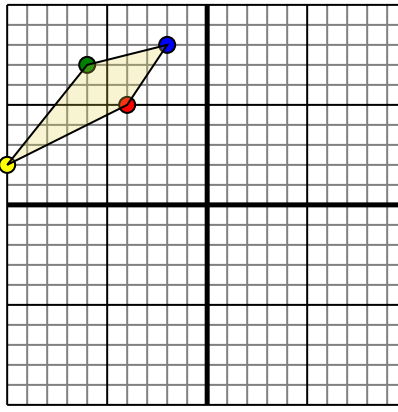


The shape above has the following coordinates:

- A. (4,-5)
- B. (8,-4)
- C. (6,-10)

Rotate the shape 90° counter-clockwise.

4)



The shape above has the following coordinates:

- A. (-4,5)
- B. (-10,2)
- C. (-6,7)
- D. (-2,8)

Rotate the shape 180° clockwise.

**Answers**

1. \_\_\_\_\_ [Graph](#)

2. \_\_\_\_\_ [Graph](#)

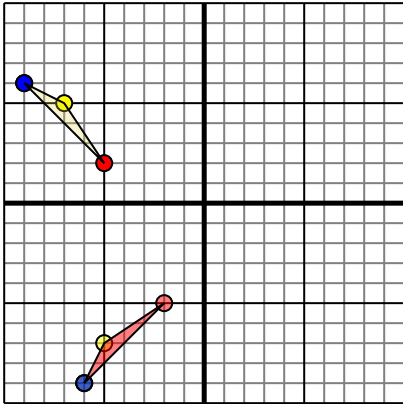
3. \_\_\_\_\_ [Graph](#)

4. \_\_\_\_\_ [Graph](#)



Rotate each shape as described.

1)

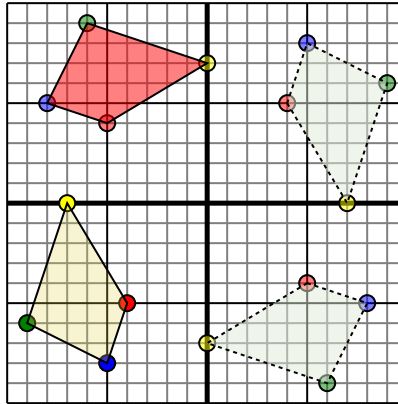


The shape above has the following coordinates:

- A. (-5,2)
- B. (-7,5)
- C. (-9,6)

Rotate the shape  $90^\circ$  counter-clockwise.

2)

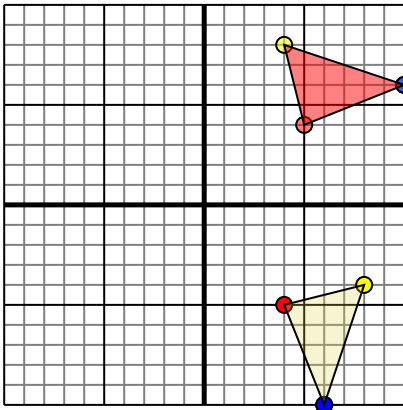


The shape above has the following coordinates:

- A. (-4,-5)
- B. (-7,0)
- C. (-9,-6)
- D. (-5,-8)

Rotate the shape  $270^\circ$  counter-clockwise.

3)

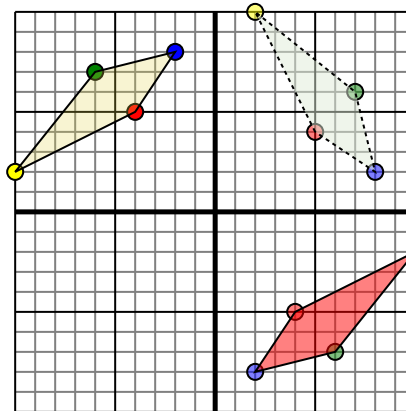


The shape above has the following coordinates:

- A. (4,-5)
- B. (8,-4)
- C. (6,-10)

Rotate the shape  $90^\circ$  counter-clockwise.

4)



The shape above has the following coordinates:

- A. (-4,5)
- B. (-10,2)
- C. (-6,7)
- D. (-2,8)

Rotate the shape  $180^\circ$  clockwise.

**Answers**

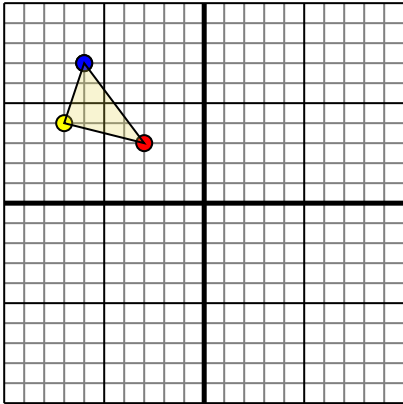
1. -2,-5 -5,-7 -6,-9 Graph
2. -5,4 0,7 -6,9 -8,5 Graph
3. 5,4 4,8 10,6 Graph
4. 4,-5 10,-2 6,-7 2,-8 Graph





Rotate each shape as described.

1)

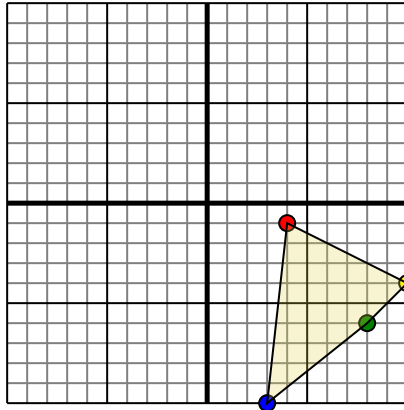


The shape above has the following coordinates:

- A. (-3,3)
- B. (-7,4)
- C. (-6,7)

Rotate the shape  $270^\circ$  counter-clockwise.

2)

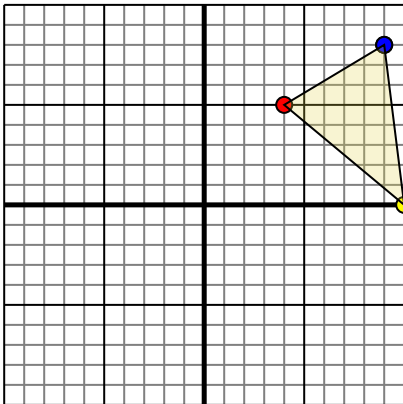


The shape above has the following coordinates:

- A. (4,-1)
- B. (10,-4)
- C. (8,-6)
- D. (3,-10)

Rotate the shape  $180^\circ$  counter-clockwise.

3)

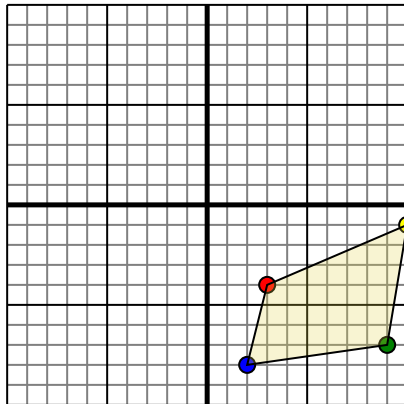


The shape above has the following coordinates:

- A. (4,5)
- B. (10,0)
- C. (9,8)

Rotate the shape  $90^\circ$  counter-clockwise.

4)



The shape above has the following coordinates:

- A. (3,-4)
- B. (10,-1)
- C. (9,-7)
- D. (2,-8)

Rotate the shape  $90^\circ$  clockwise.

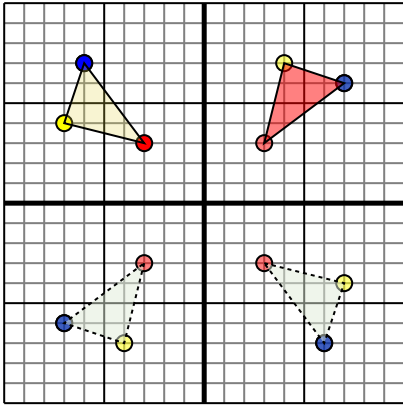
**Answers**

1. \_\_\_\_\_ [Graph](#)
2. \_\_\_\_\_ [Graph](#)
3. \_\_\_\_\_ [Graph](#)
4. \_\_\_\_\_ [Graph](#)



Rotate each shape as described.

1)

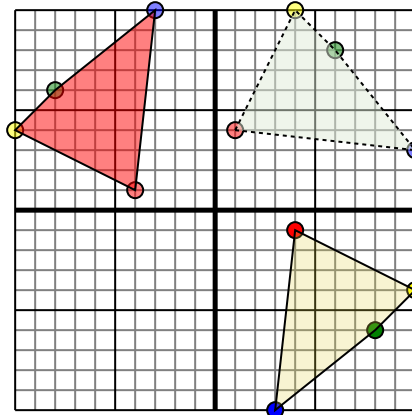


The shape above has the following coordinates:

- A. (-3,3)
- B. (-7,4)
- C. (-6,7)

Rotate the shape 270° counter-clockwise.

2)

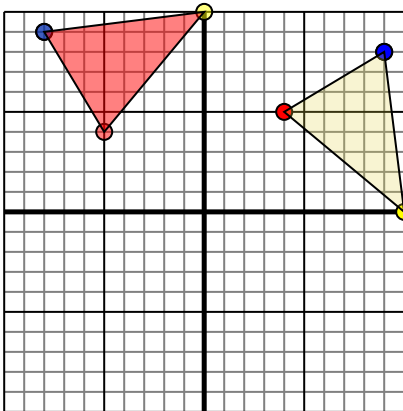


The shape above has the following coordinates:

- A. (4,-1)
- B. (10,-4)
- C. (8,-6)
- D. (3,-10)

Rotate the shape 180° counter-clockwise.

3)

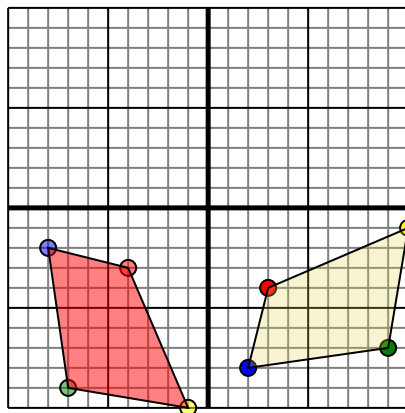


The shape above has the following coordinates:

- A. (4,5)
- B. (10,0)
- C. (9,8)

Rotate the shape 90° counter-clockwise.

4)



The shape above has the following coordinates:

- A. (3,-4)
- B. (10,-1)
- C. (9,-7)
- D. (2,-8)

Rotate the shape 90° clockwise.

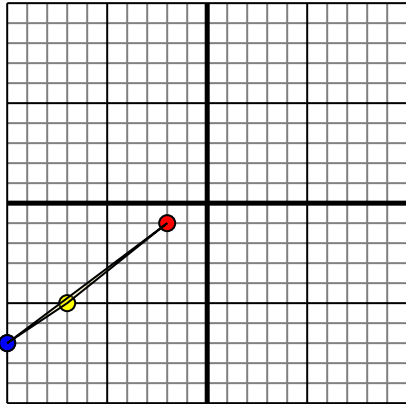
**Answers**

1. **3,3 4,7 7,6** [Graph](#)
2. **-4,1 -10,4 -8,6 -3,10** [Graph](#)
3. **-5,4 0,10 -8,9** [Graph](#)
4. **-4,-3 -1,-10 -7,-9 -8,-2** [Graph](#)



Rotate each shape as described.

1)

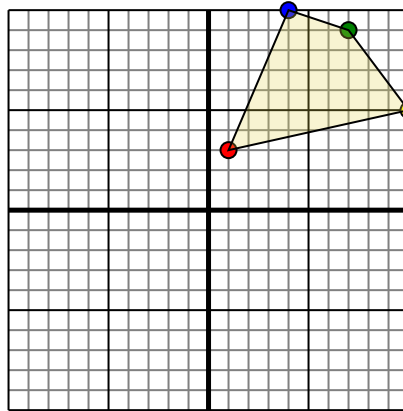


The shape above has the following coordinates:

- A. (-2,-1)
- B. (-7,-5)
- C. (-10,-7)

Rotate the shape  $270^\circ$  counter-clockwise.

2)

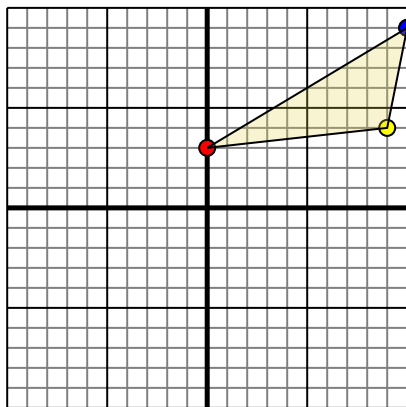


The shape above has the following coordinates:

- A. (1,3)
- B. (10,5)
- C. (7,9)
- D. (4,10)

Rotate the shape  $90^\circ$  clockwise.

3)

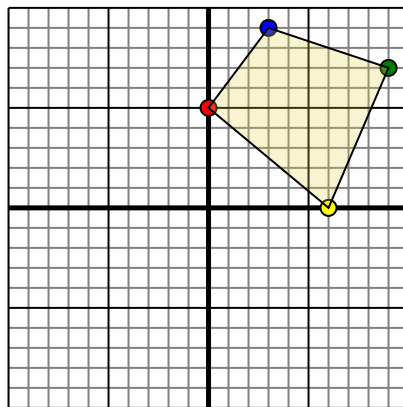


The shape above has the following coordinates:

- A. (0,3)
- B. (9,4)
- C. (10,9)

Rotate the shape  $270^\circ$  counter-clockwise.

4)



The shape above has the following coordinates:

- A. (0,5)
- B. (6,0)
- C. (9,7)
- D. (3,9)

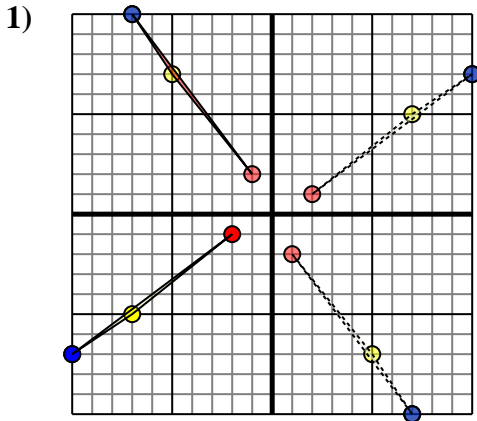
Rotate the shape  $180^\circ$  clockwise.

**Answers**

- 1. \_\_\_\_\_ [Graph](#)
- 2. \_\_\_\_\_ [Graph](#)
- 3. \_\_\_\_\_ [Graph](#)
- 4. \_\_\_\_\_ [Graph](#)



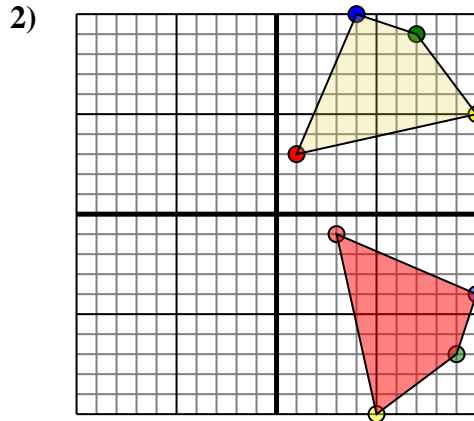
Rotate each shape as described.



The shape above has the following coordinates:

- A. (-2,-1)
- B. (-7,-5)
- C. (-10,-7)

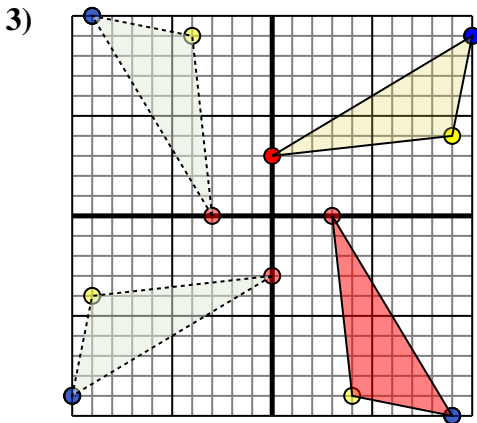
Rotate the shape 270° counter-clockwise.



The shape above has the following coordinates:

- A. (1,3)
- B. (10,5)
- C. (7,9)
- D. (4,10)

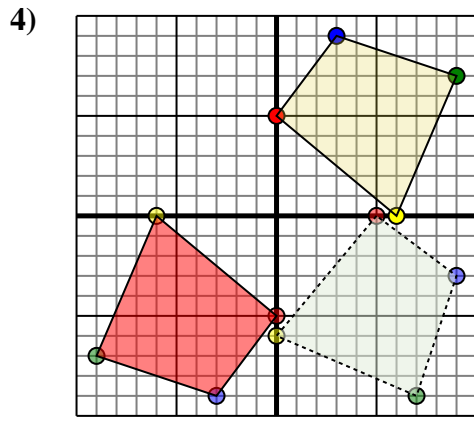
Rotate the shape 90° clockwise.



The shape above has the following coordinates:

- A. (0,3)
- B. (9,4)
- C. (10,9)

Rotate the shape 270° counter-clockwise.



The shape above has the following coordinates:

- A. (0,5)
- B. (6,0)
- C. (9,7)
- D. (3,9)

Rotate the shape 180° clockwise.

**Answers**

1. -1,2 -5,7 -7,10 [Graph](#)
2. 3,-1 5,-10 9,-7 10,-4 [Graph](#)
3. 3,-0 4,-9 9,-10 [Graph](#)
4. 0,-5 -6,-0 -9,-7 -3,-9 [Graph](#)