



Use the visual model to solve each problem.

$$4\frac{3}{5} - 2\frac{4}{5} = ?$$

To solve a fraction subtraction problem one strategy is to shade in the starting amount first

$$(4\frac{3}{5})$$



Next mark off the wholes (2).



Finally mark off the fraction 4/5.



$$\text{Now we can see that } 4\frac{3}{5} - 2\frac{4}{5} = 1\frac{4}{5}$$

1) $6\frac{2}{3} - 3\frac{1}{3} =$

2) $7\frac{4}{5} - 5\frac{3}{5} =$

3) $3\frac{10}{12} - 1\frac{1}{12} =$

4) $7\frac{1}{5} - 1\frac{2}{5} =$

5) $4\frac{10}{12} - 2\frac{3}{12} =$

6) $3\frac{3}{4} - 1\frac{2}{4} =$

7) $5\frac{4}{5} - 1\frac{4}{5} =$

8) $7\frac{2}{4} - 1\frac{1}{4} =$

9) $5\frac{1}{6} - 2\frac{1}{6} =$

10) $5\frac{3}{10} - 3\frac{6}{10} =$

Answers

1. _____

2. _____

3. _____

4. _____

5. _____

6. _____

7. _____

8. _____

9. _____

10. _____



Use the visual model to solve each problem.

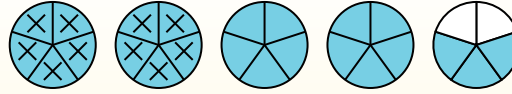
$$4 \frac{3}{5} - 2 \frac{4}{5} = ?$$

To solve a fraction subtraction problem one strategy is to shade in the starting amount first

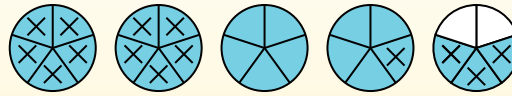
(4 ³/₅)



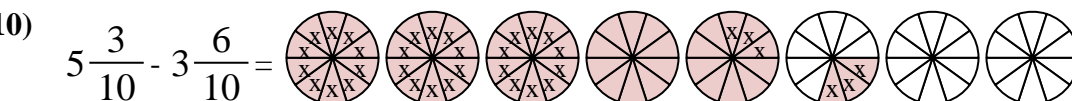
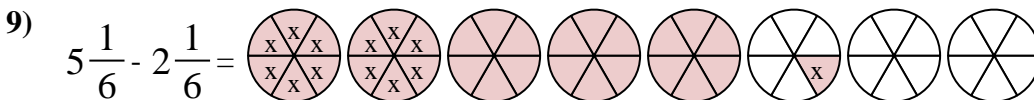
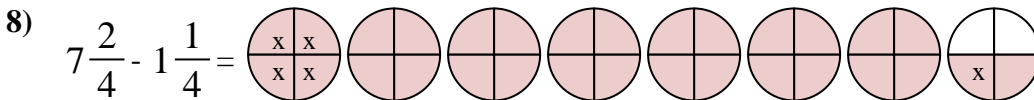
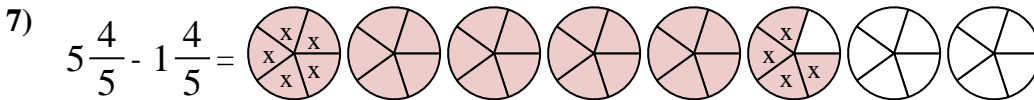
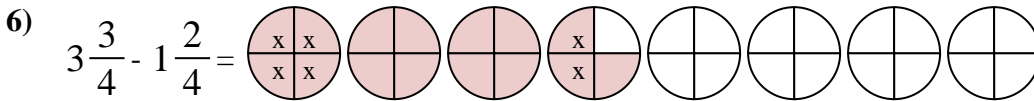
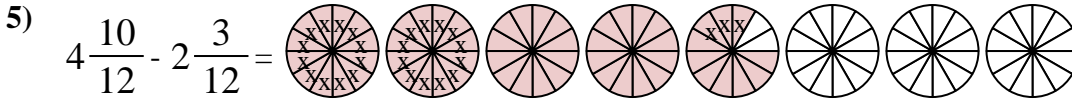
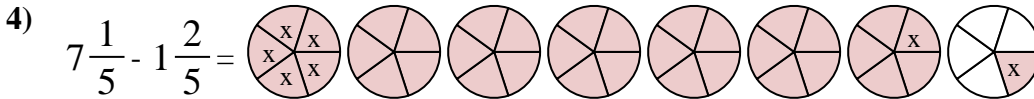
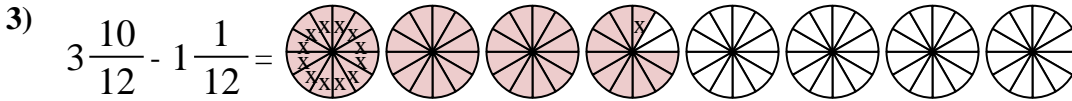
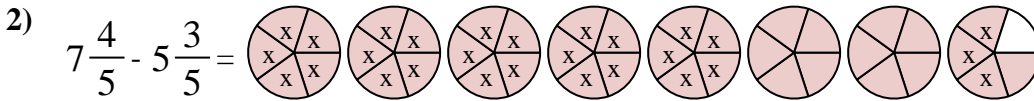
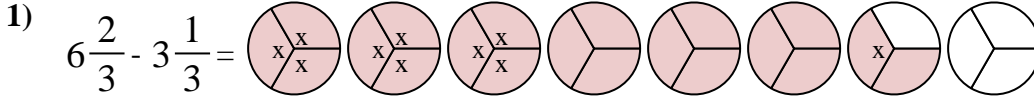
Next mark off the wholes (2).



Finally mark off the fraction ⁴/₅.



$$\text{Now we can see that } 4 \frac{3}{5} - 2 \frac{4}{5} = 1 \frac{4}{5}$$



Answers

1. $3 \frac{1}{3}$

2. $2 \frac{1}{5}$

3. $2 \frac{9}{12}$

4. $5 \frac{4}{5}$

5. $2 \frac{7}{12}$

6. $2 \frac{1}{4}$

7. $4 \frac{0}{5}$

8. $6 \frac{1}{4}$

9. $3 \frac{0}{6}$

10. $1 \frac{7}{10}$