



Determine which graph goes with which table.

1)

| Color | People |
|--------|--------|
| blue | 5,000 |
| green | 2,000 |
| orange | 6,000 |
| yellow | 3,000 |
| red | 10,000 |

2)

| Color | People |
|--------|--------|
| blue | 5,000 |
| green | 6,000 |
| orange | 2,000 |
| yellow | 3,000 |
| red | 10,000 |

3)

| Color | People |
|--------|--------|
| blue | 5,000 |
| green | 2,000 |
| orange | 6,000 |
| yellow | 10,000 |
| red | 3,000 |

4)

| Color | People |
|--------|--------|
| blue | 2,000 |
| green | 10,000 |
| orange | 6,000 |
| yellow | 3,000 |
| red | 5,000 |

5)

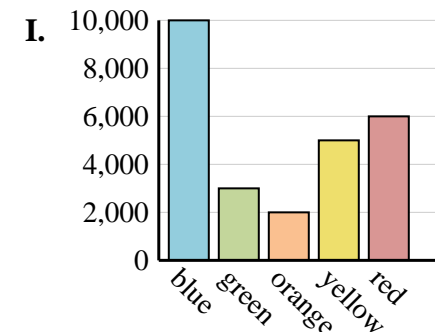
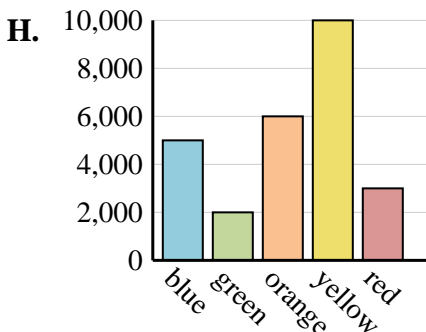
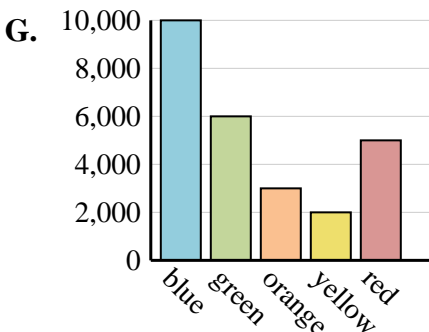
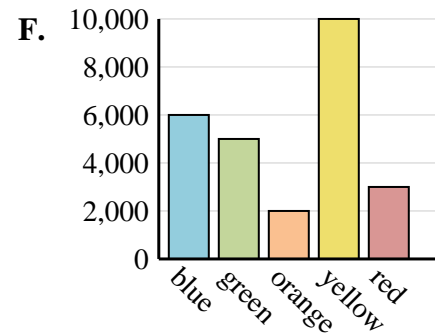
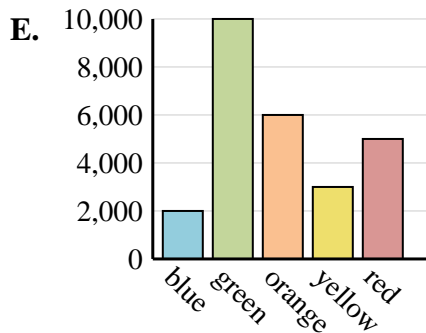
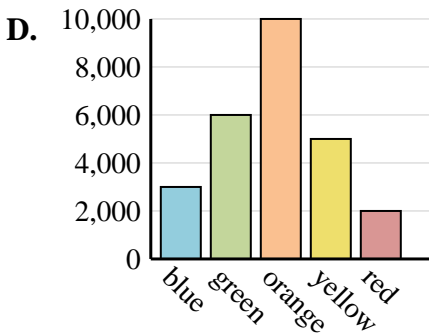
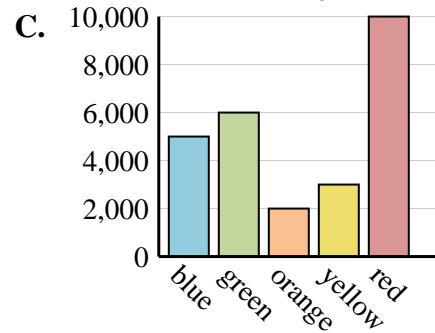
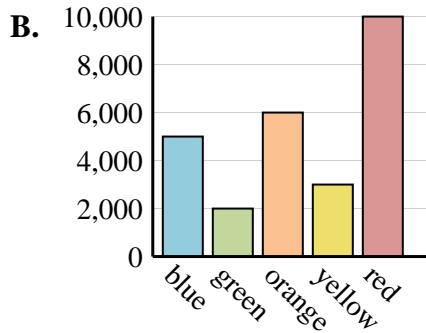
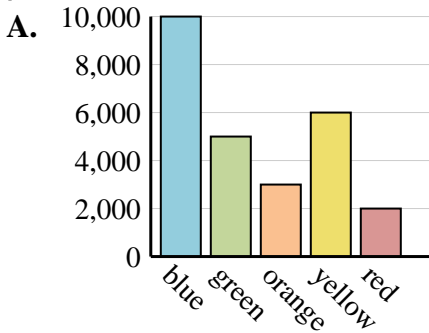
| Color | People |
|--------|--------|
| blue | 6,000 |
| green | 5,000 |
| orange | 2,000 |
| yellow | 10,000 |
| red | 3,000 |

6)

| Color | People |
|--------|--------|
| blue | 10,000 |
| green | 5,000 |
| orange | 3,000 |
| yellow | 6,000 |
| red | 2,000 |

Answers

1. _____
2. _____
3. _____
4. _____
5. _____
6. _____





Determine which graph goes with which table.

1)

| Color | People |
|--------|--------|
| blue | 5,000 |
| green | 2,000 |
| orange | 6,000 |
| yellow | 3,000 |
| red | 10,000 |

2)

| Color | People |
|--------|--------|
| blue | 5,000 |
| green | 6,000 |
| orange | 2,000 |
| yellow | 3,000 |
| red | 10,000 |

3)

| Color | People |
|--------|--------|
| blue | 5,000 |
| green | 2,000 |
| orange | 6,000 |
| yellow | 10,000 |
| red | 3,000 |

4)

| Color | People |
|--------|--------|
| blue | 2,000 |
| green | 10,000 |
| orange | 6,000 |
| yellow | 3,000 |
| red | 5,000 |

5)

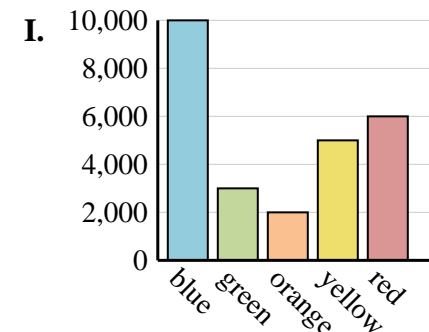
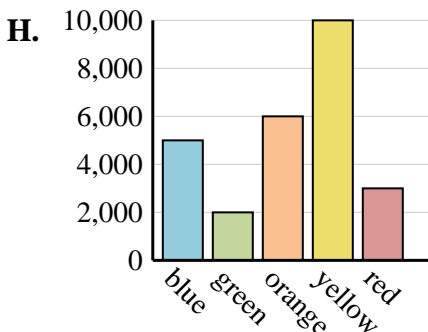
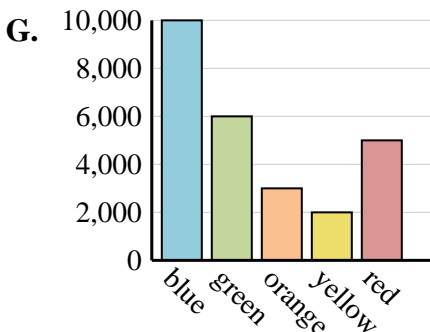
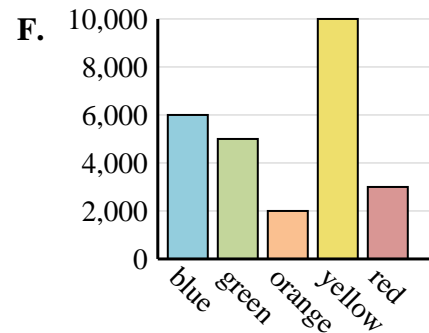
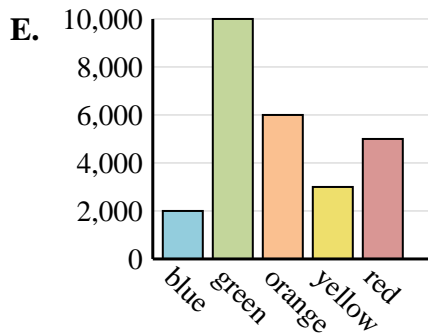
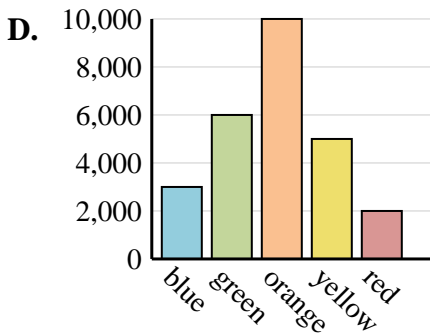
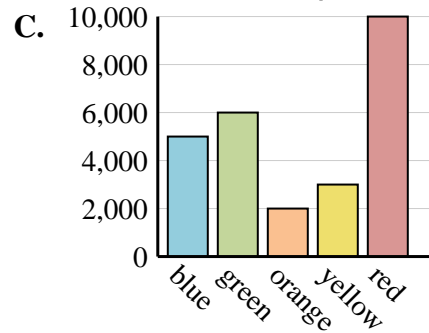
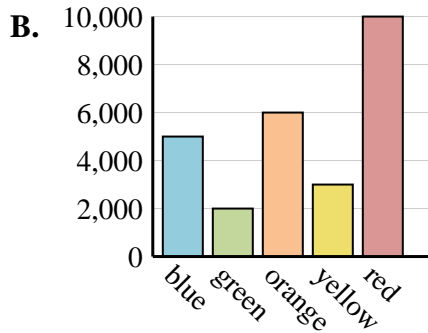
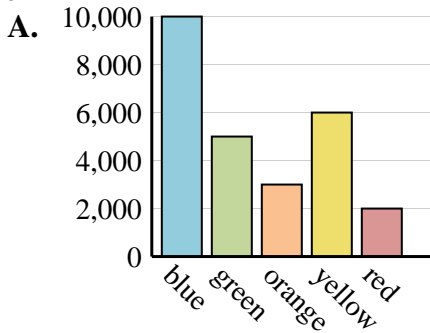
| Color | People |
|--------|--------|
| blue | 6,000 |
| green | 5,000 |
| orange | 2,000 |
| yellow | 10,000 |
| red | 3,000 |

6)

| Color | People |
|--------|--------|
| blue | 10,000 |
| green | 5,000 |
| orange | 3,000 |
| yellow | 6,000 |
| red | 2,000 |

Answers

1. **B**
2. **C**
3. **H**
4. **E**
5. **F**
6. **A**





Determine which graph goes with which table.

1)

| Color | People |
|--------|--------|
| blue | 4,000 |
| green | 3,000 |
| orange | 8,000 |
| yellow | 5,000 |
| red | 2,000 |

2)

| Color | People |
|--------|--------|
| blue | 3,000 |
| green | 8,000 |
| orange | 4,000 |
| yellow | 2,000 |
| red | 5,000 |

3)

| Color | People |
|--------|--------|
| blue | 2,000 |
| green | 5,000 |
| orange | 8,000 |
| yellow | 4,000 |
| red | 3,000 |

4)

| Color | People |
|--------|--------|
| blue | 4,000 |
| green | 8,000 |
| orange | 2,000 |
| yellow | 5,000 |
| red | 3,000 |

5)

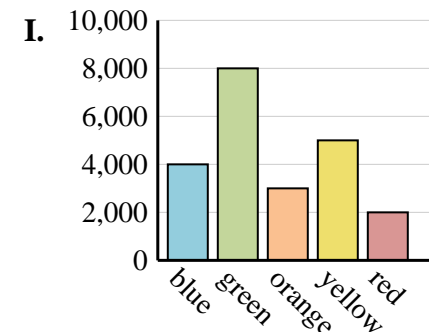
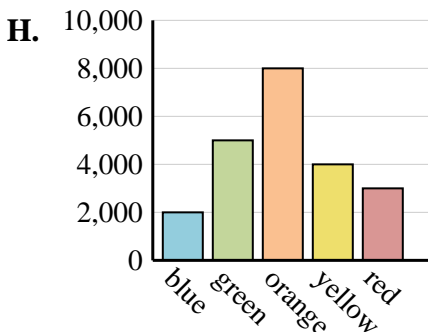
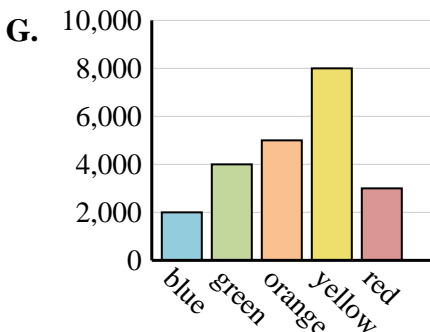
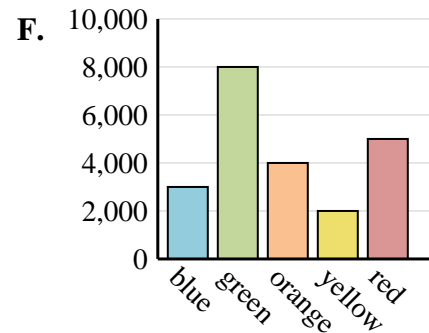
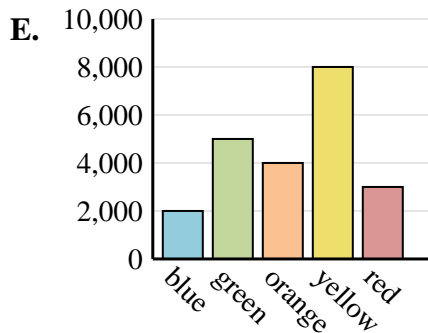
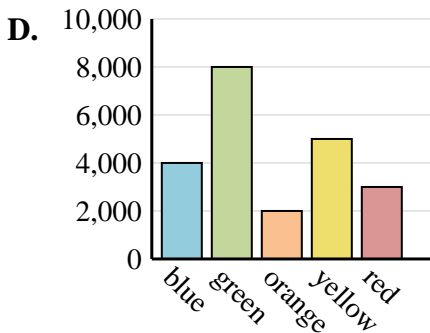
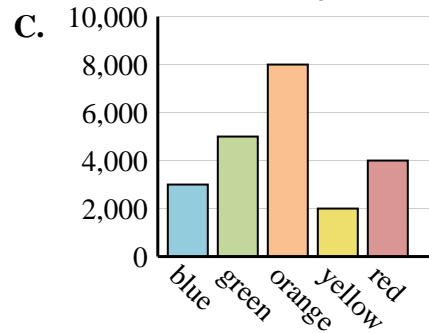
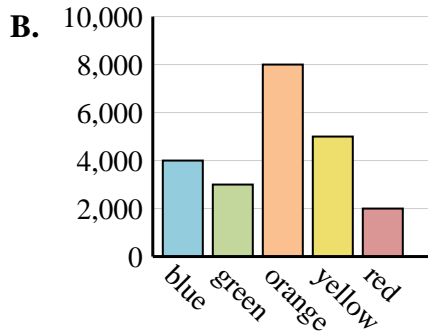
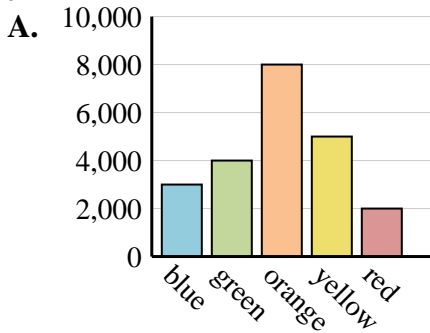
| Color | People |
|--------|--------|
| blue | 2,000 |
| green | 4,000 |
| orange | 5,000 |
| yellow | 8,000 |
| red | 3,000 |

6)

| Color | People |
|--------|--------|
| blue | 3,000 |
| green | 5,000 |
| orange | 8,000 |
| yellow | 2,000 |
| red | 4,000 |

Answers

1. _____
2. _____
3. _____
4. _____
5. _____
6. _____





Determine which graph goes with which table.

1)

| Color | People |
|--------|--------|
| blue | 4,000 |
| green | 3,000 |
| orange | 8,000 |
| yellow | 5,000 |
| red | 2,000 |

2)

| Color | People |
|--------|--------|
| blue | 3,000 |
| green | 8,000 |
| orange | 4,000 |
| yellow | 2,000 |
| red | 5,000 |

3)

| Color | People |
|--------|--------|
| blue | 2,000 |
| green | 5,000 |
| orange | 8,000 |
| yellow | 4,000 |
| red | 3,000 |

4)

| Color | People |
|--------|--------|
| blue | 4,000 |
| green | 8,000 |
| orange | 2,000 |
| yellow | 5,000 |
| red | 3,000 |

5)

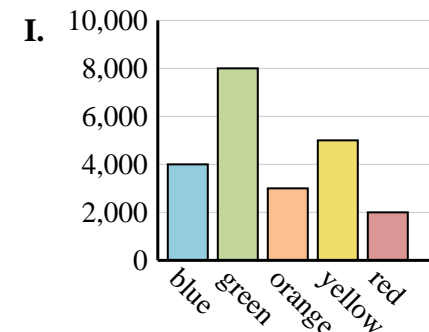
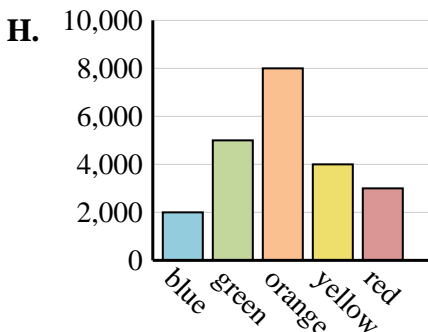
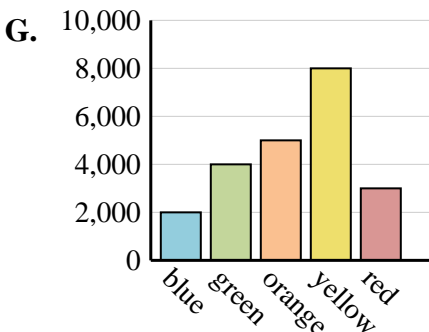
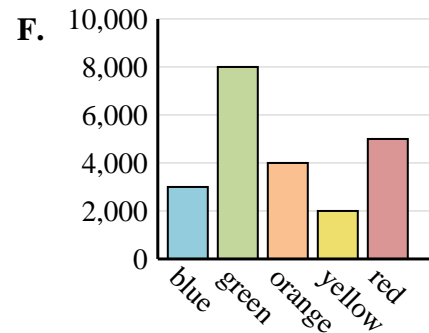
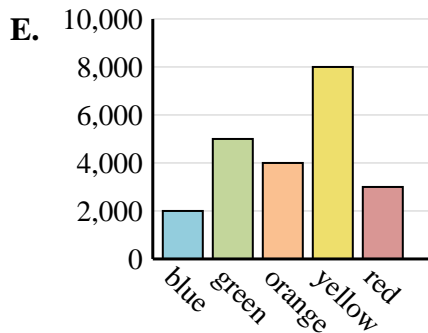
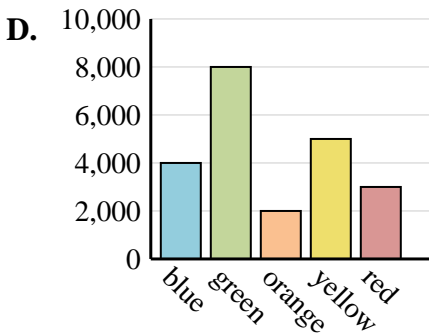
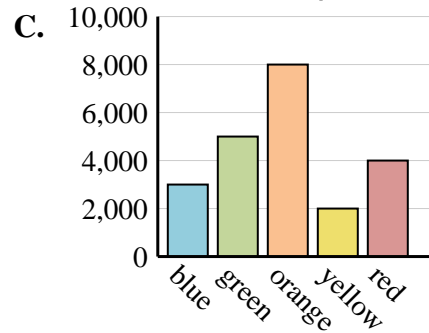
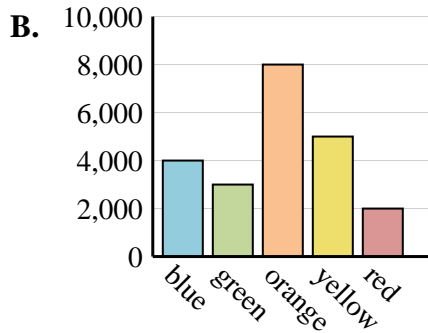
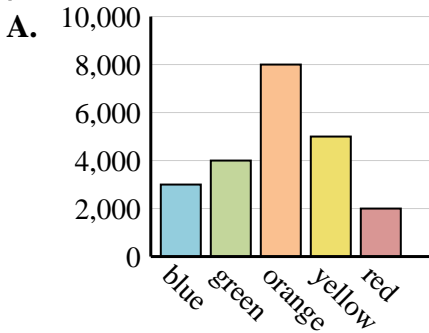
| Color | People |
|--------|--------|
| blue | 2,000 |
| green | 4,000 |
| orange | 5,000 |
| yellow | 8,000 |
| red | 3,000 |

6)

| Color | People |
|--------|--------|
| blue | 3,000 |
| green | 5,000 |
| orange | 8,000 |
| yellow | 2,000 |
| red | 4,000 |

Answers

1. **B**
2. **F**
3. **H**
4. **D**
5. **G**
6. **C**





Determine which graph goes with which table.

1)

| Color | People |
|--------|--------|
| blue | 1,000 |
| green | 6,000 |
| orange | 3,000 |
| yellow | 9,000 |
| red | 10,000 |

2)

| Color | People |
|--------|--------|
| blue | 10,000 |
| green | 3,000 |
| orange | 1,000 |
| yellow | 6,000 |
| red | 9,000 |

3)

| Color | People |
|--------|--------|
| blue | 10,000 |
| green | 1,000 |
| orange | 6,000 |
| yellow | 9,000 |
| red | 3,000 |

4)

| Color | People |
|--------|--------|
| blue | 10,000 |
| green | 6,000 |
| orange | 3,000 |
| yellow | 1,000 |
| red | 9,000 |

5)

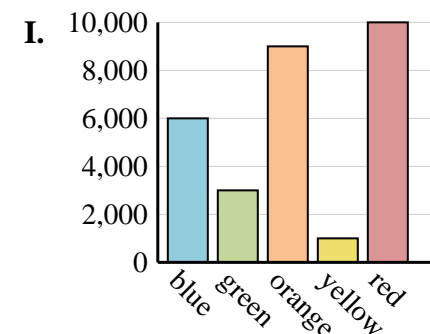
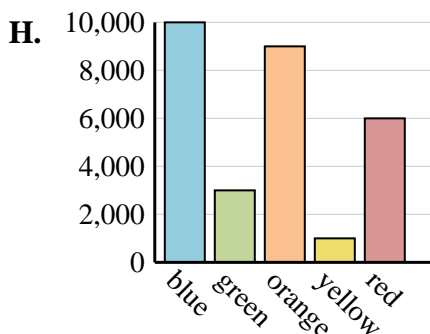
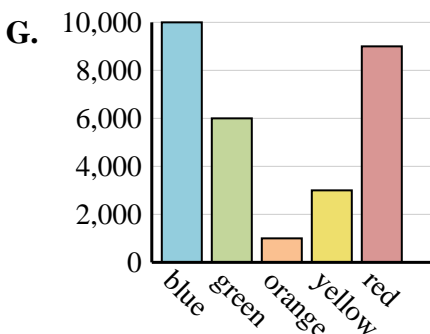
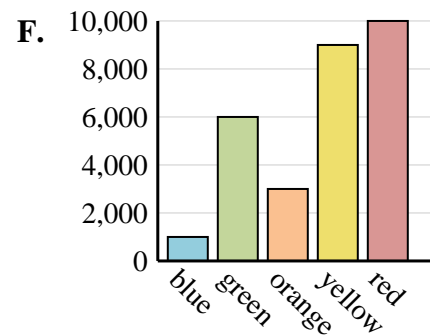
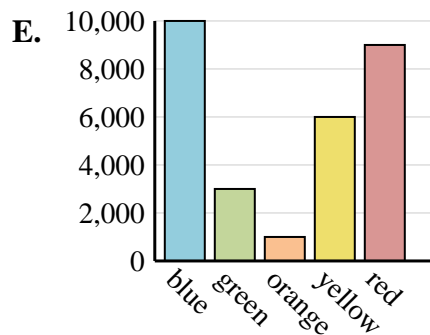
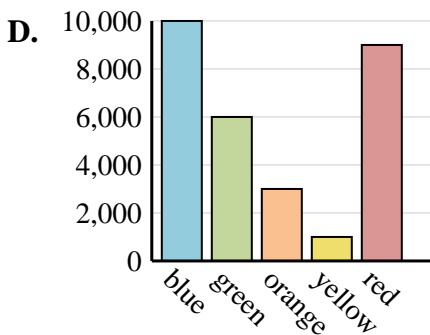
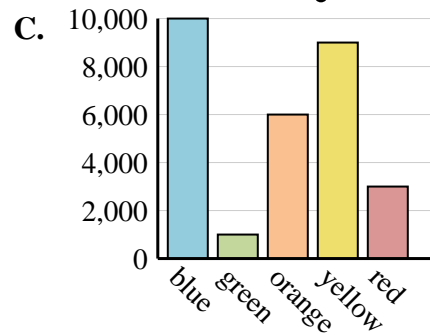
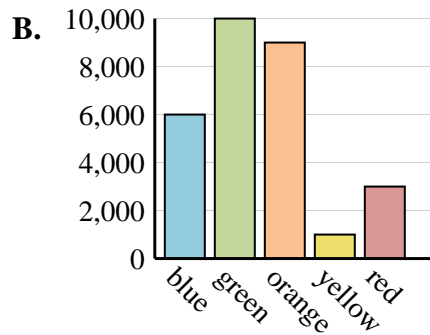
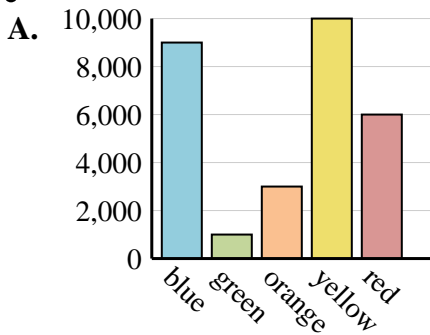
| Color | People |
|--------|--------|
| blue | 10,000 |
| green | 6,000 |
| orange | 1,000 |
| yellow | 3,000 |
| red | 9,000 |

6)

| Color | People |
|--------|--------|
| blue | 10,000 |
| green | 3,000 |
| orange | 9,000 |
| yellow | 1,000 |
| red | 6,000 |

Answers

1. _____
2. _____
3. _____
4. _____
5. _____
6. _____





Determine which graph goes with which table.

1)

| Color | People |
|--------|--------|
| blue | 1,000 |
| green | 6,000 |
| orange | 3,000 |
| yellow | 9,000 |
| red | 10,000 |

2)

| Color | People |
|--------|--------|
| blue | 10,000 |
| green | 3,000 |
| orange | 1,000 |
| yellow | 6,000 |
| red | 9,000 |

3)

| Color | People |
|--------|--------|
| blue | 10,000 |
| green | 1,000 |
| orange | 6,000 |
| yellow | 9,000 |
| red | 3,000 |

4)

| Color | People |
|--------|--------|
| blue | 10,000 |
| green | 6,000 |
| orange | 3,000 |
| yellow | 1,000 |
| red | 9,000 |

5)

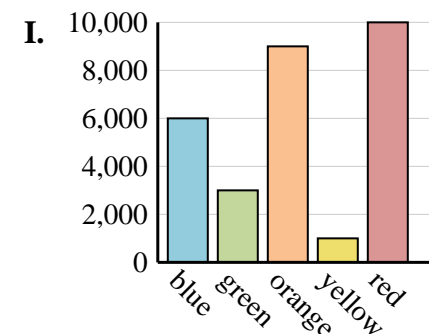
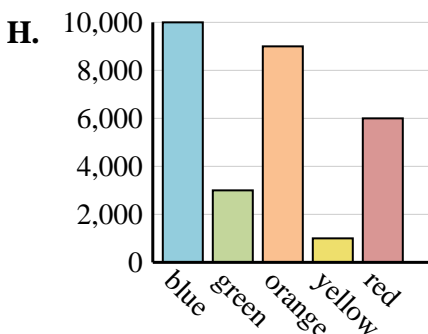
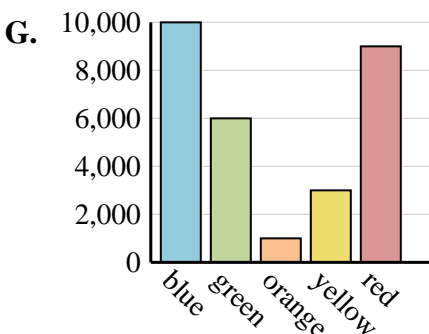
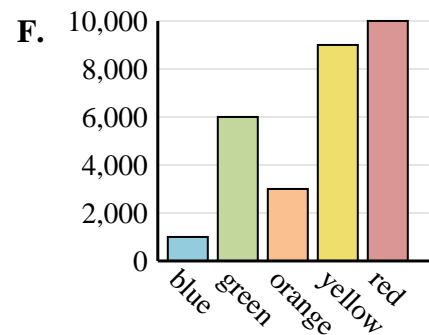
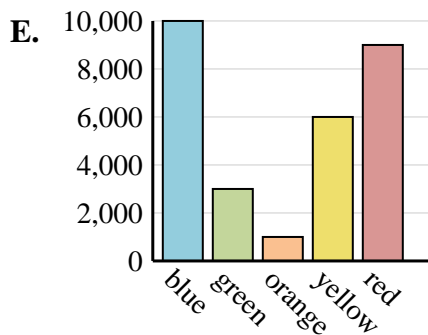
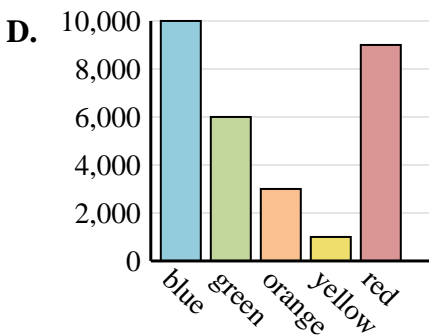
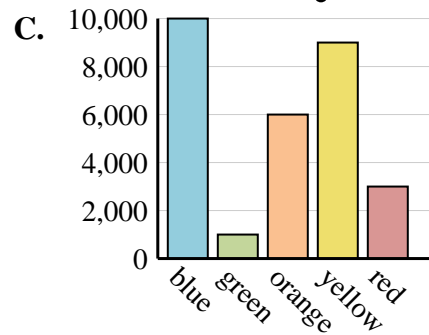
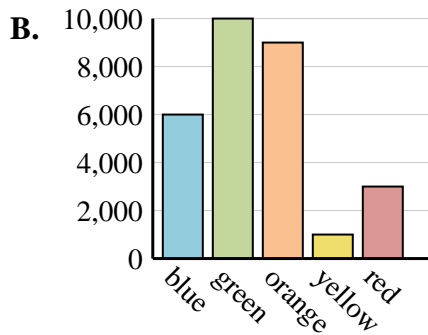
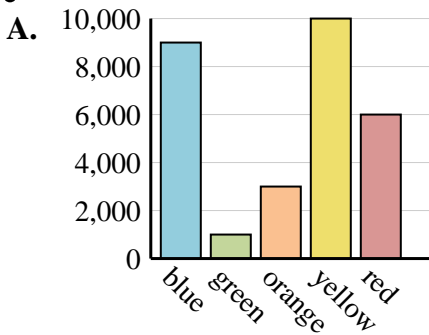
| Color | People |
|--------|--------|
| blue | 10,000 |
| green | 6,000 |
| orange | 1,000 |
| yellow | 3,000 |
| red | 9,000 |

6)

| Color | People |
|--------|--------|
| blue | 10,000 |
| green | 3,000 |
| orange | 9,000 |
| yellow | 1,000 |
| red | 6,000 |

Answers

1. **F**
2. **E**
3. **C**
4. **D**
5. **G**
6. **H**





Determine which graph goes with which table.

1)

| Color | People |
|--------|--------|
| blue | 6,000 |
| green | 9,000 |
| orange | 1,000 |
| yellow | 2,000 |
| red | 5,000 |

2)

| Color | People |
|--------|--------|
| blue | 6,000 |
| green | 9,000 |
| orange | 5,000 |
| yellow | 2,000 |
| red | 1,000 |

3)

| Color | People |
|--------|--------|
| blue | 1,000 |
| green | 5,000 |
| orange | 9,000 |
| yellow | 2,000 |
| red | 6,000 |

4)

| Color | People |
|--------|--------|
| blue | 6,000 |
| green | 1,000 |
| orange | 5,000 |
| yellow | 2,000 |
| red | 9,000 |

5)

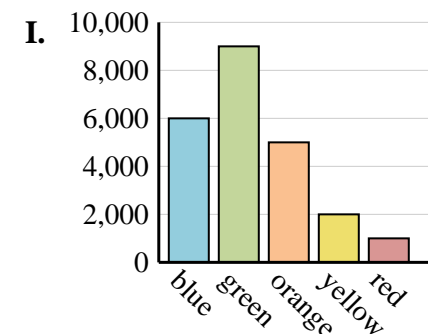
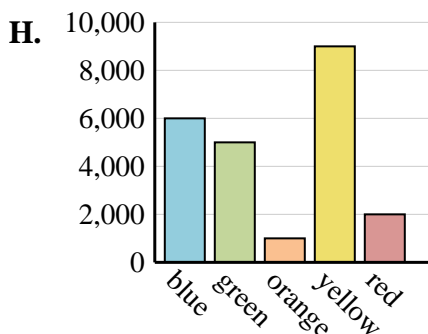
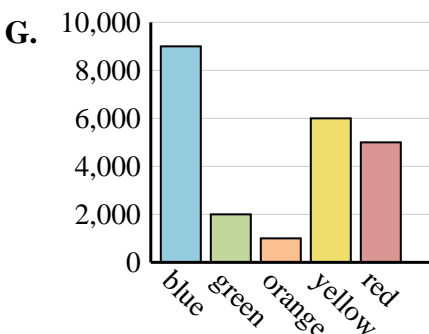
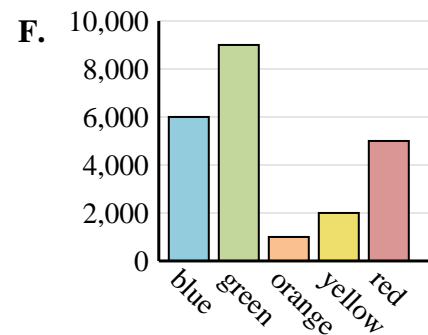
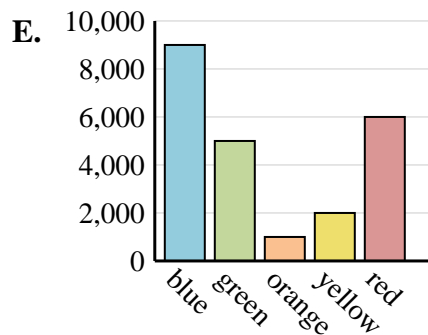
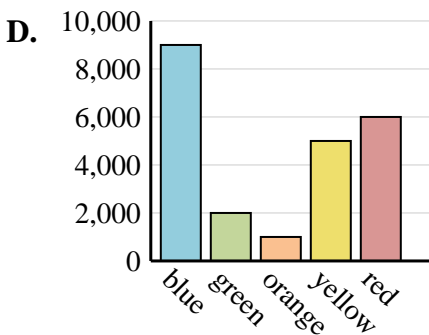
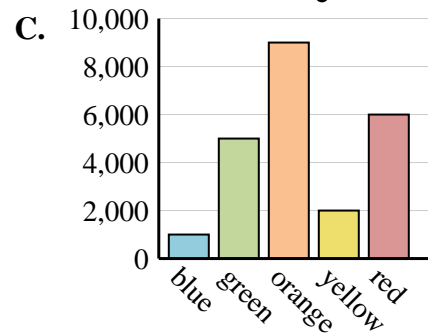
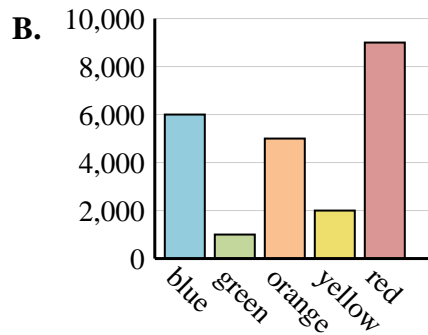
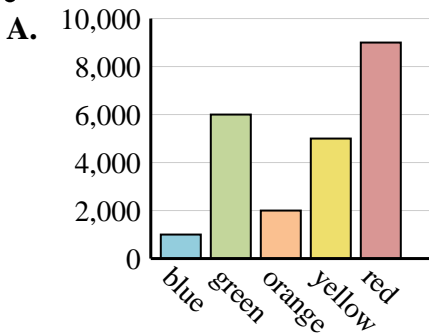
| Color | People |
|--------|--------|
| blue | 9,000 |
| green | 2,000 |
| orange | 1,000 |
| yellow | 6,000 |
| red | 5,000 |

6)

| Color | People |
|--------|--------|
| blue | 1,000 |
| green | 6,000 |
| orange | 2,000 |
| yellow | 5,000 |
| red | 9,000 |

Answers

1. _____
2. _____
3. _____
4. _____
5. _____
6. _____





Determine which graph goes with which table.

1)

| Color | People |
|--------|--------|
| blue | 6,000 |
| green | 9,000 |
| orange | 1,000 |
| yellow | 2,000 |
| red | 5,000 |

2)

| Color | People |
|--------|--------|
| blue | 6,000 |
| green | 9,000 |
| orange | 5,000 |
| yellow | 2,000 |
| red | 1,000 |

3)

| Color | People |
|--------|--------|
| blue | 1,000 |
| green | 5,000 |
| orange | 9,000 |
| yellow | 2,000 |
| red | 6,000 |

4)

| Color | People |
|--------|--------|
| blue | 6,000 |
| green | 1,000 |
| orange | 5,000 |
| yellow | 2,000 |
| red | 9,000 |

5)

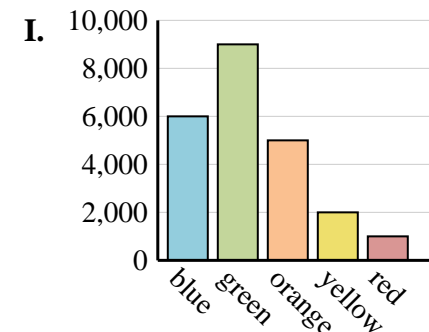
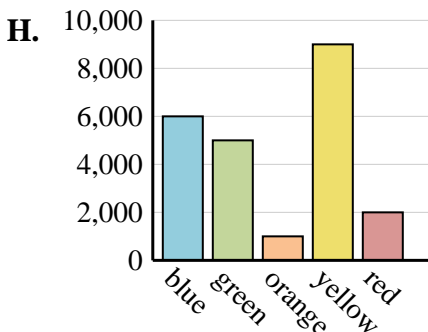
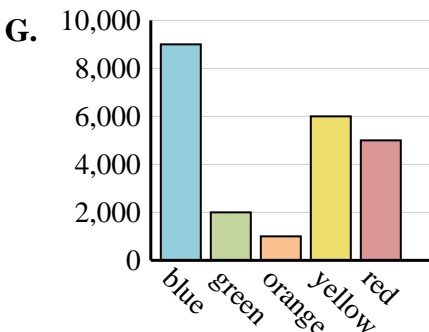
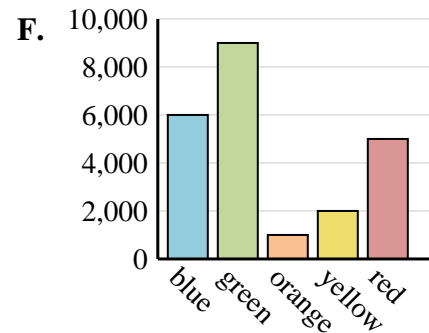
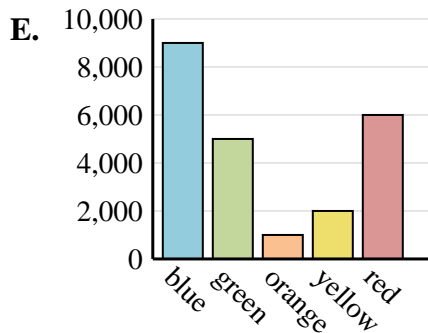
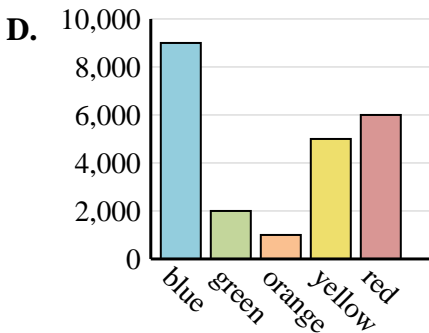
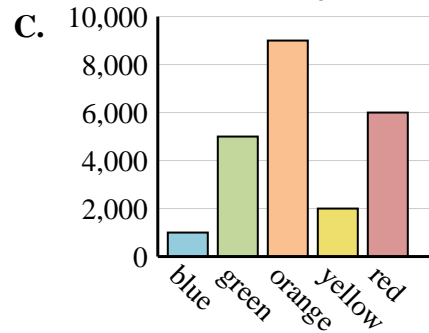
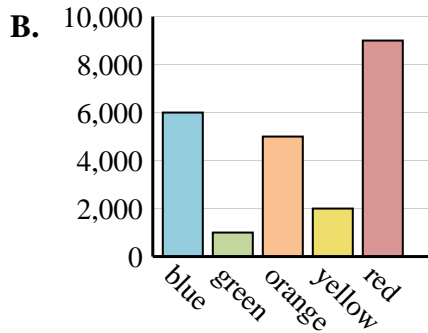
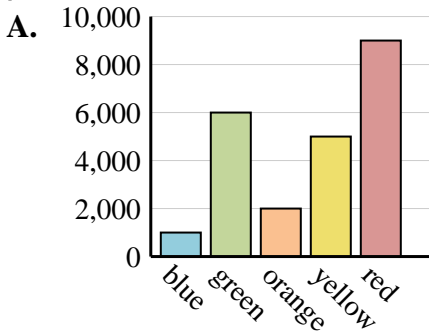
| Color | People |
|--------|--------|
| blue | 9,000 |
| green | 2,000 |
| orange | 1,000 |
| yellow | 6,000 |
| red | 5,000 |

6)

| Color | People |
|--------|--------|
| blue | 1,000 |
| green | 6,000 |
| orange | 2,000 |
| yellow | 5,000 |
| red | 9,000 |

Answers

1. **F**
2. **I**
3. **C**
4. **B**
5. **G**
6. **A**





Determine which graph goes with which table.

Answers

1)

| Color | People |
|--------|--------|
| blue | 5,000 |
| green | 3,000 |
| orange | 10,000 |
| yellow | 1,000 |
| red | 4,000 |

2)

| Color | People |
|--------|--------|
| blue | 5,000 |
| green | 3,000 |
| orange | 1,000 |
| yellow | 10,000 |
| red | 4,000 |

3)

| Color | People |
|--------|--------|
| blue | 3,000 |
| green | 10,000 |
| orange | 5,000 |
| yellow | 1,000 |
| red | 4,000 |

4)

| Color | People |
|--------|--------|
| blue | 1,000 |
| green | 3,000 |
| orange | 10,000 |
| yellow | 5,000 |
| red | 4,000 |

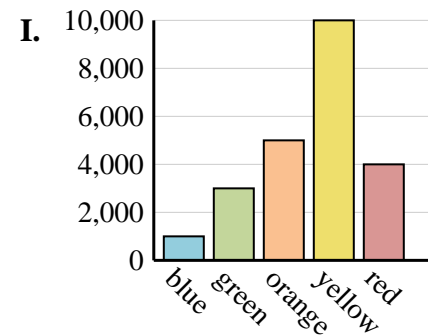
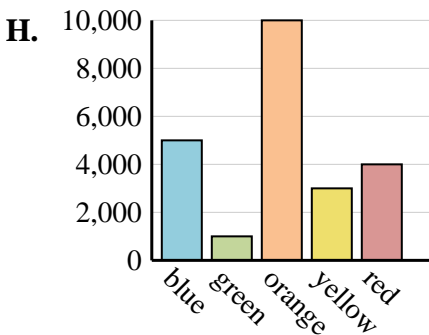
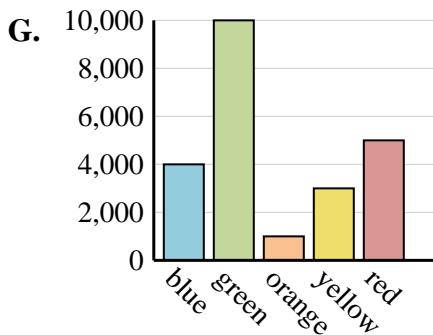
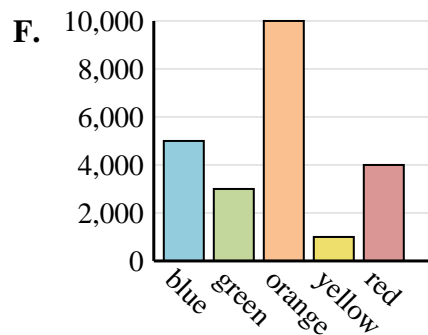
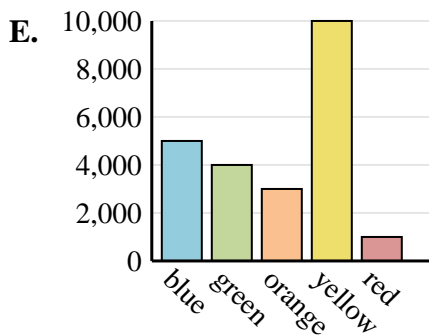
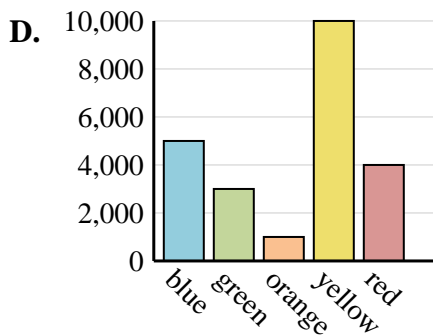
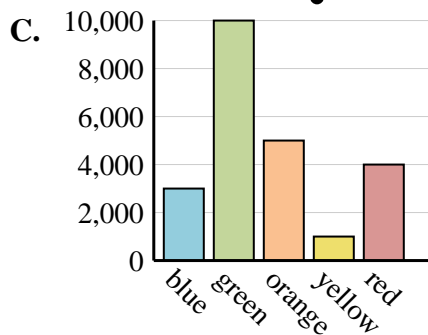
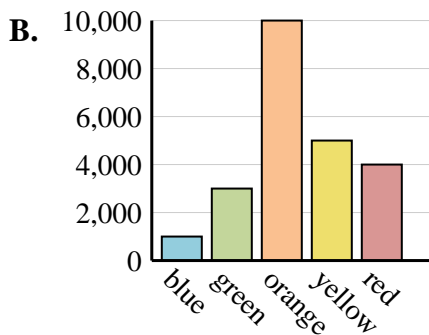
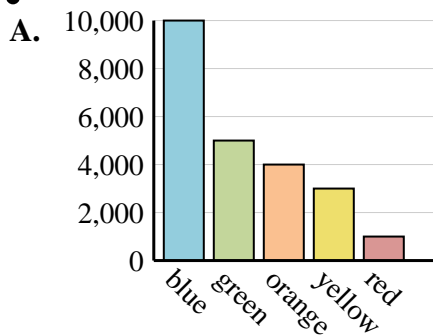
5)

| Color | People |
|--------|--------|
| blue | 5,000 |
| green | 1,000 |
| orange | 10,000 |
| yellow | 3,000 |
| red | 4,000 |

6)

| Color | People |
|--------|--------|
| blue | 5,000 |
| green | 4,000 |
| orange | 3,000 |
| yellow | 10,000 |
| red | 1,000 |

1. _____
2. _____
3. _____
4. _____
5. _____
6. _____





Determine which graph goes with which table.

1)

| Color | People |
|--------|--------|
| blue | 5,000 |
| green | 3,000 |
| orange | 10,000 |
| yellow | 1,000 |
| red | 4,000 |

2)

| Color | People |
|--------|--------|
| blue | 5,000 |
| green | 3,000 |
| orange | 1,000 |
| yellow | 10,000 |
| red | 4,000 |

3)

| Color | People |
|--------|--------|
| blue | 3,000 |
| green | 10,000 |
| orange | 5,000 |
| yellow | 1,000 |
| red | 4,000 |

4)

| Color | People |
|--------|--------|
| blue | 1,000 |
| green | 3,000 |
| orange | 10,000 |
| yellow | 5,000 |
| red | 4,000 |

5)

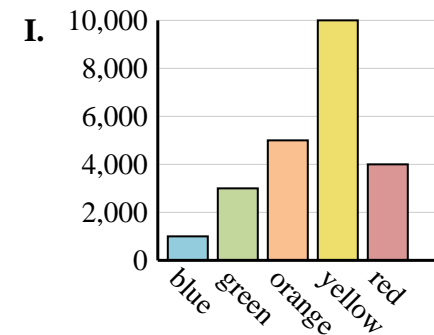
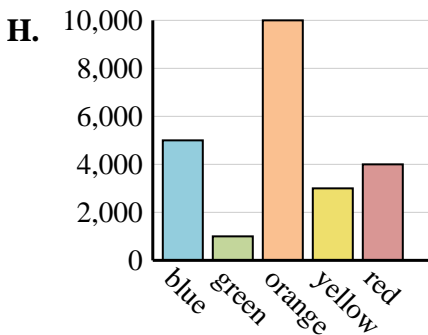
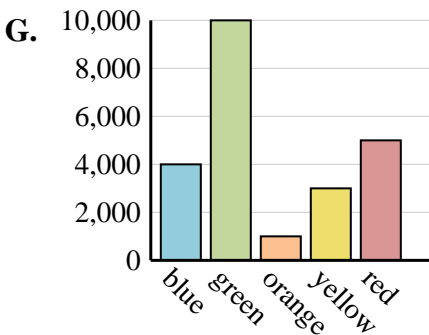
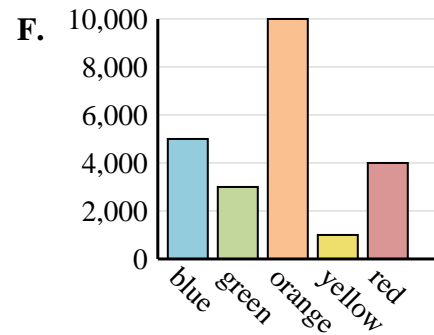
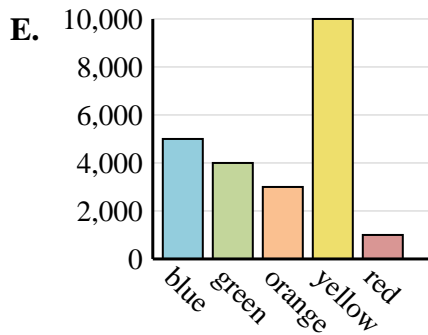
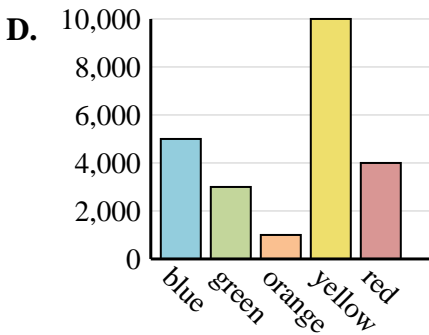
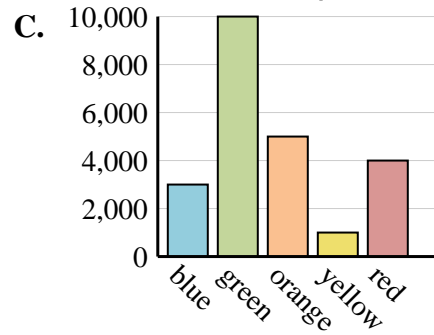
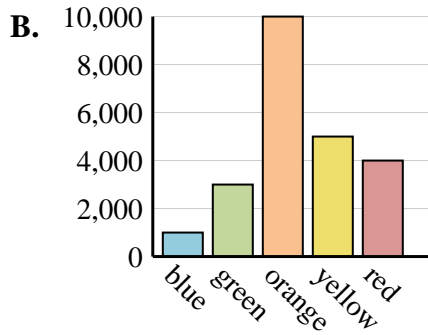
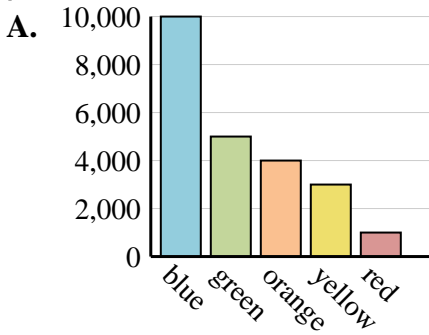
| Color | People |
|--------|--------|
| blue | 5,000 |
| green | 1,000 |
| orange | 10,000 |
| yellow | 3,000 |
| red | 4,000 |

6)

| Color | People |
|--------|--------|
| blue | 5,000 |
| green | 4,000 |
| orange | 3,000 |
| yellow | 10,000 |
| red | 1,000 |

Answers

1. **F**
2. **D**
3. **C**
4. **B**
5. **H**
6. **E**





Determine which graph goes with which table.

1)

| Color | People |
|--------|--------|
| blue | 6,000 |
| green | 9,000 |
| orange | 8,000 |
| yellow | 4,000 |
| red | 7,000 |

2)

| Color | People |
|--------|--------|
| blue | 9,000 |
| green | 8,000 |
| orange | 4,000 |
| yellow | 7,000 |
| red | 6,000 |

3)

| Color | People |
|--------|--------|
| blue | 4,000 |
| green | 9,000 |
| orange | 8,000 |
| yellow | 6,000 |
| red | 7,000 |

4)

| Color | People |
|--------|--------|
| blue | 8,000 |
| green | 7,000 |
| orange | 4,000 |
| yellow | 6,000 |
| red | 9,000 |

5)

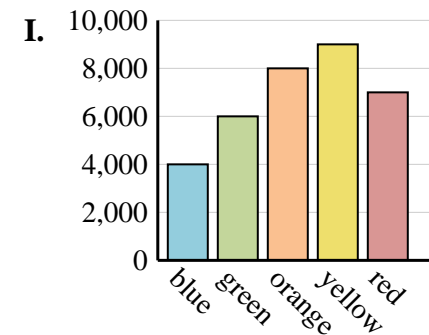
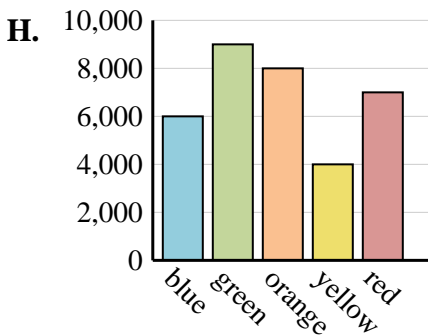
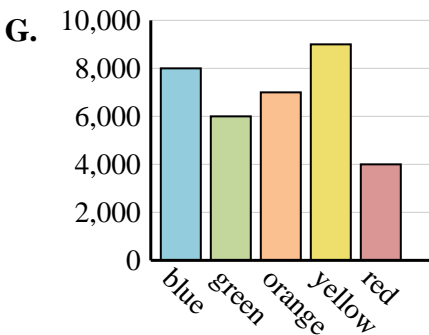
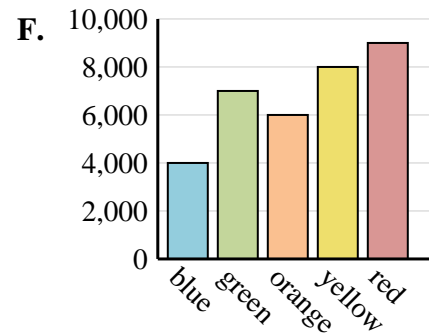
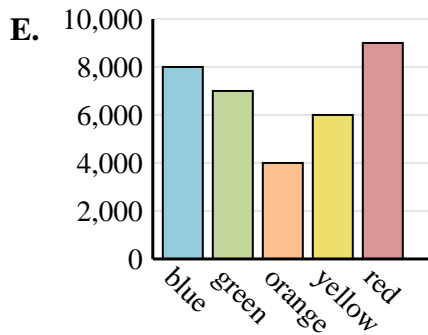
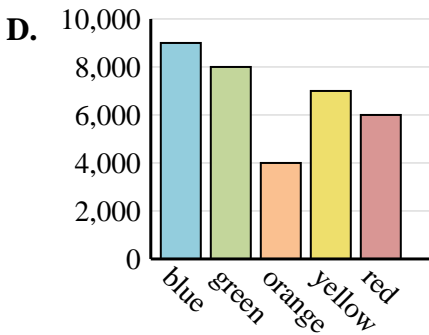
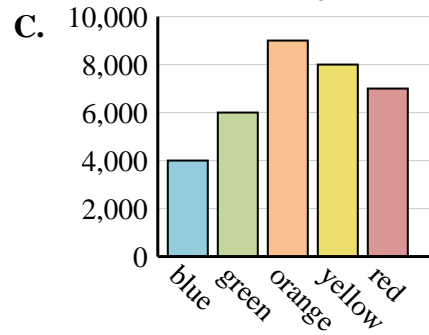
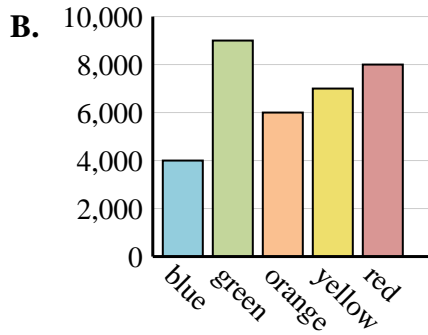
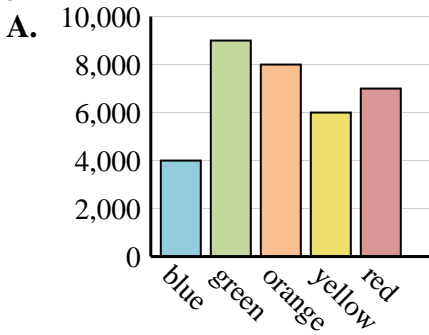
| Color | People |
|--------|--------|
| blue | 8,000 |
| green | 6,000 |
| orange | 7,000 |
| yellow | 9,000 |
| red | 4,000 |

6)

| Color | People |
|--------|--------|
| blue | 4,000 |
| green | 9,000 |
| orange | 6,000 |
| yellow | 7,000 |
| red | 8,000 |

Answers

1. _____
2. _____
3. _____
4. _____
5. _____
6. _____





Determine which graph goes with which table.

1)

| Color | People |
|--------|--------|
| blue | 6,000 |
| green | 9,000 |
| orange | 8,000 |
| yellow | 4,000 |
| red | 7,000 |

2)

| Color | People |
|--------|--------|
| blue | 9,000 |
| green | 8,000 |
| orange | 4,000 |
| yellow | 7,000 |
| red | 6,000 |

3)

| Color | People |
|--------|--------|
| blue | 4,000 |
| green | 9,000 |
| orange | 8,000 |
| yellow | 6,000 |
| red | 7,000 |

4)

| Color | People |
|--------|--------|
| blue | 8,000 |
| green | 7,000 |
| orange | 4,000 |
| yellow | 6,000 |
| red | 9,000 |

5)

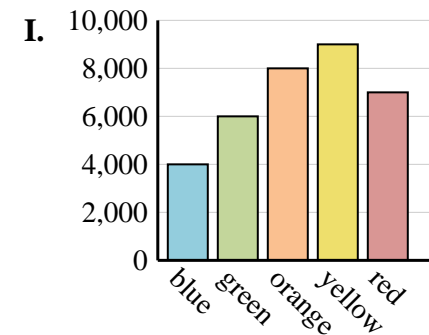
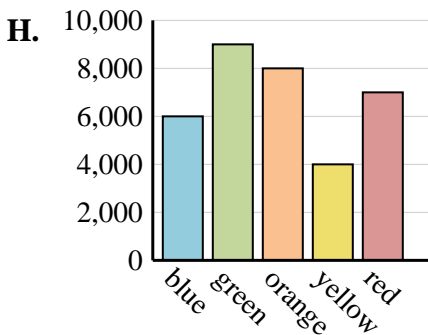
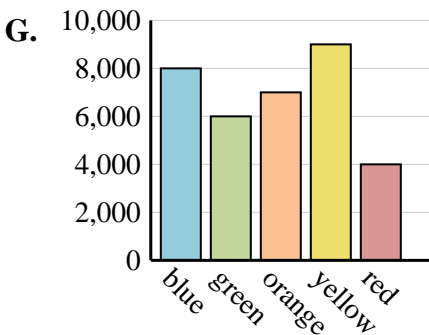
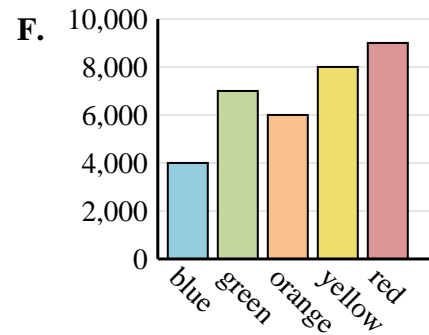
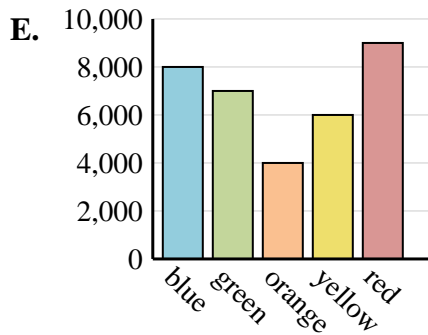
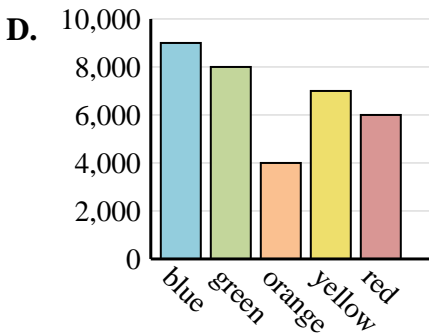
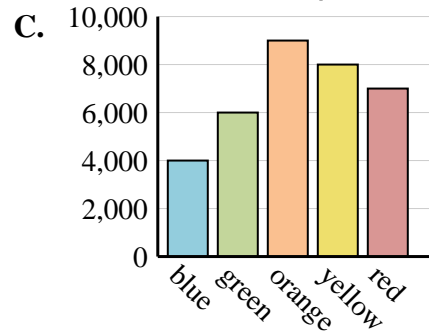
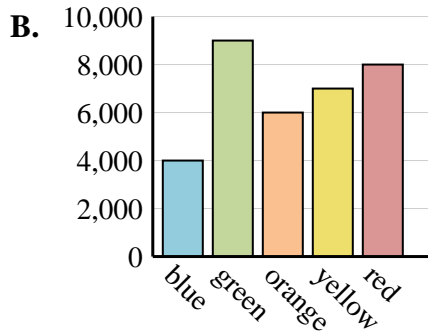
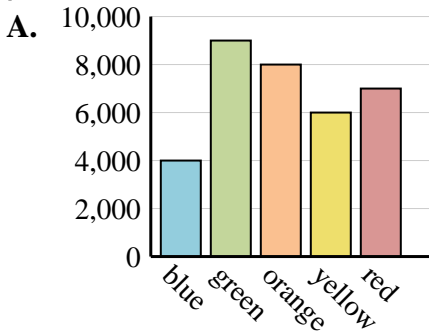
| Color | People |
|--------|--------|
| blue | 8,000 |
| green | 6,000 |
| orange | 7,000 |
| yellow | 9,000 |
| red | 4,000 |

6)

| Color | People |
|--------|--------|
| blue | 4,000 |
| green | 9,000 |
| orange | 6,000 |
| yellow | 7,000 |
| red | 8,000 |

Answers

1. **H**
2. **D**
3. **A**
4. **E**
5. **G**
6. **B**





Determine which graph goes with which table.

1)

| Color | People |
|--------|--------|
| blue | 9,000 |
| green | 4,000 |
| orange | 8,000 |
| yellow | 3,000 |
| red | 1,000 |

2)

| Color | People |
|--------|--------|
| blue | 4,000 |
| green | 9,000 |
| orange | 3,000 |
| yellow | 1,000 |
| red | 8,000 |

3)

| Color | People |
|--------|--------|
| blue | 9,000 |
| green | 8,000 |
| orange | 1,000 |
| yellow | 4,000 |
| red | 3,000 |

4)

| Color | People |
|--------|--------|
| blue | 3,000 |
| green | 4,000 |
| orange | 8,000 |
| yellow | 1,000 |
| red | 9,000 |

5)

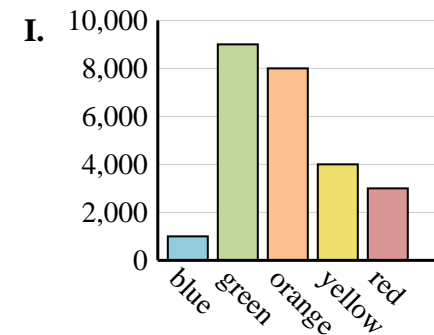
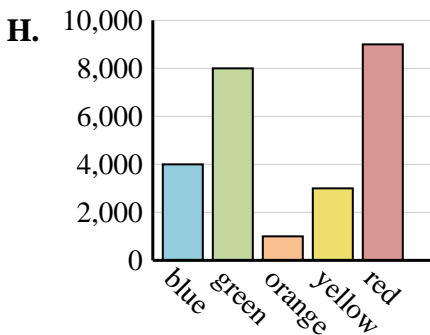
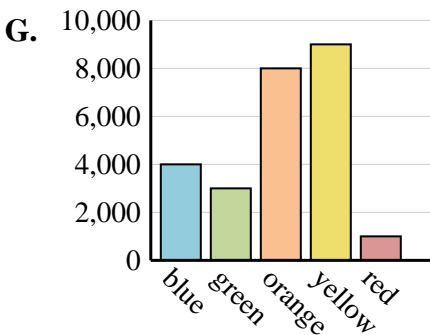
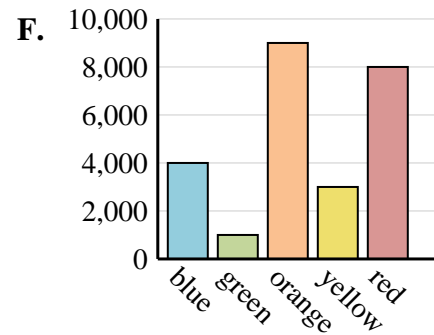
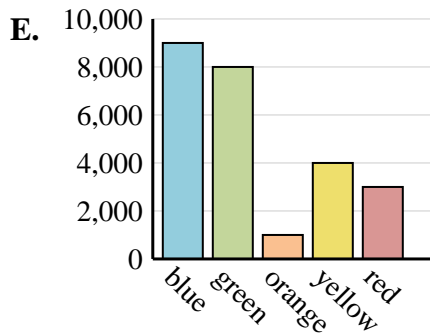
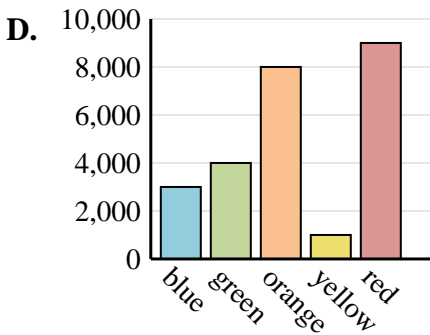
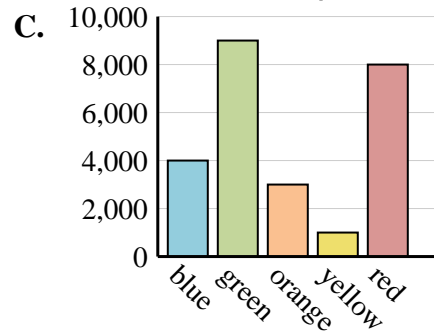
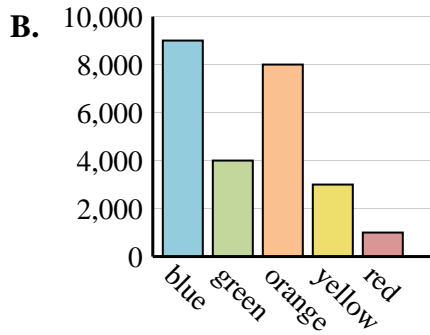
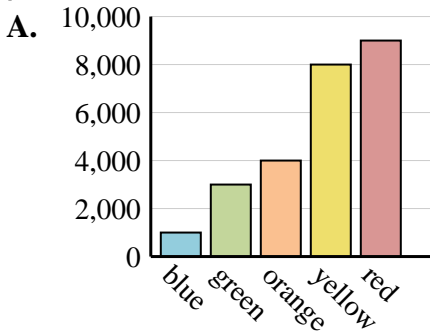
| Color | People |
|--------|--------|
| blue | 1,000 |
| green | 9,000 |
| orange | 8,000 |
| yellow | 4,000 |
| red | 3,000 |

6)

| Color | People |
|--------|--------|
| blue | 4,000 |
| green | 8,000 |
| orange | 1,000 |
| yellow | 3,000 |
| red | 9,000 |

Answers

1. _____
2. _____
3. _____
4. _____
5. _____
6. _____





Determine which graph goes with which table.

1)

| Color | People |
|--------|--------|
| blue | 9,000 |
| green | 4,000 |
| orange | 8,000 |
| yellow | 3,000 |
| red | 1,000 |

2)

| Color | People |
|--------|--------|
| blue | 4,000 |
| green | 9,000 |
| orange | 3,000 |
| yellow | 1,000 |
| red | 8,000 |

3)

| Color | People |
|--------|--------|
| blue | 9,000 |
| green | 8,000 |
| orange | 1,000 |
| yellow | 4,000 |
| red | 3,000 |

4)

| Color | People |
|--------|--------|
| blue | 3,000 |
| green | 4,000 |
| orange | 8,000 |
| yellow | 1,000 |
| red | 9,000 |

5)

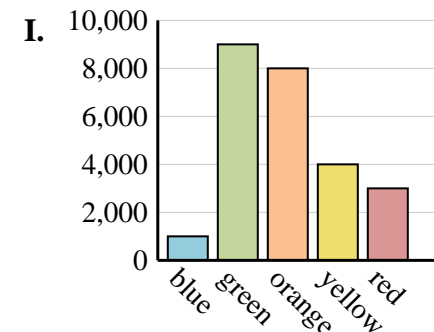
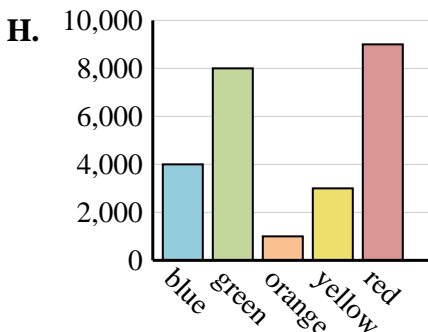
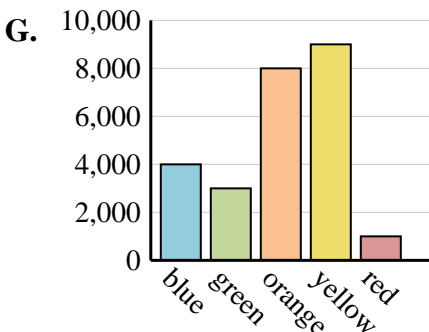
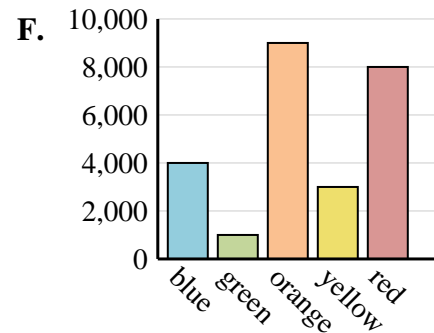
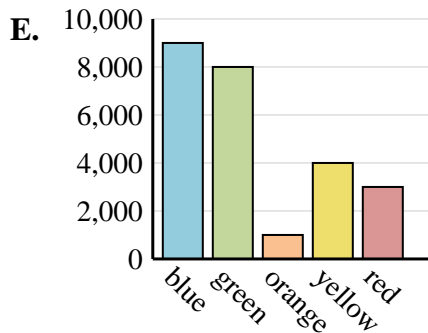
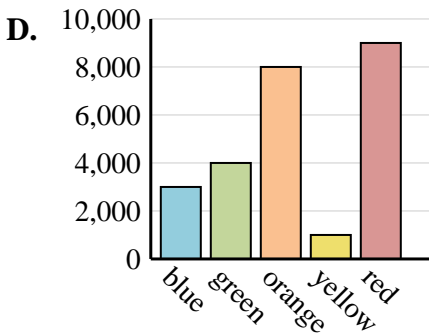
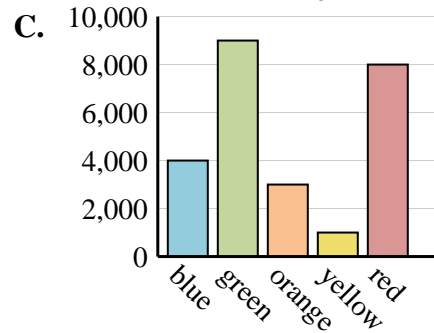
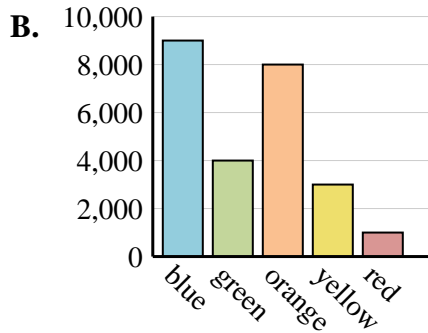
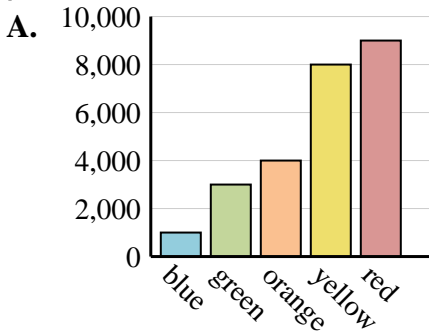
| Color | People |
|--------|--------|
| blue | 1,000 |
| green | 9,000 |
| orange | 8,000 |
| yellow | 4,000 |
| red | 3,000 |

6)

| Color | People |
|--------|--------|
| blue | 4,000 |
| green | 8,000 |
| orange | 1,000 |
| yellow | 3,000 |
| red | 9,000 |

Answers

1. **B**
2. **C**
3. **E**
4. **D**
5. **I**
6. **H**





Determine which graph goes with which table.

Answers

1)

| Color | People |
|--------|--------|
| blue | 1,000 |
| green | 2,000 |
| orange | 10,000 |
| yellow | 5,000 |
| red | 4,000 |

2)

| Color | People |
|--------|--------|
| blue | 4,000 |
| green | 10,000 |
| orange | 5,000 |
| yellow | 1,000 |
| red | 2,000 |

3)

| Color | People |
|--------|--------|
| blue | 4,000 |
| green | 10,000 |
| orange | 5,000 |
| yellow | 2,000 |
| red | 1,000 |

4)

| Color | People |
|--------|--------|
| blue | 5,000 |
| green | 10,000 |
| orange | 1,000 |
| yellow | 2,000 |
| red | 4,000 |

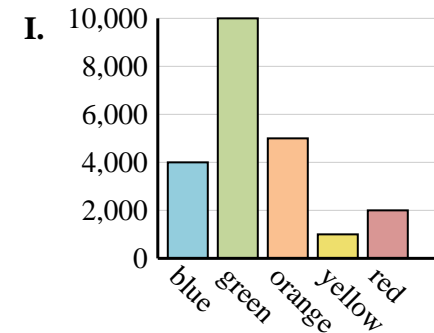
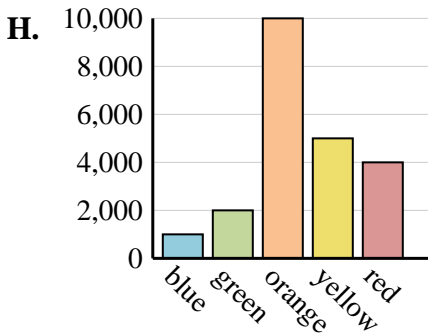
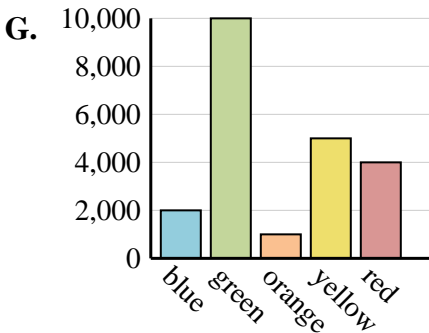
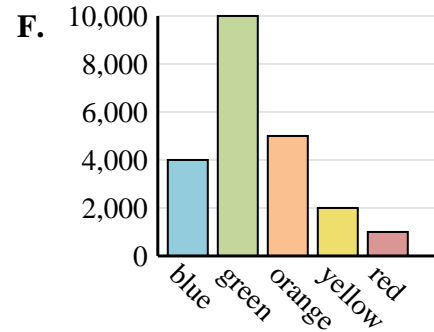
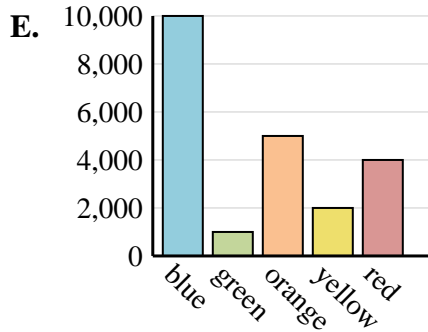
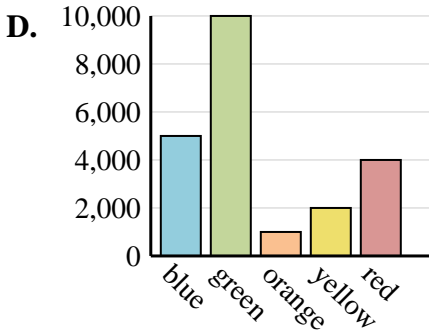
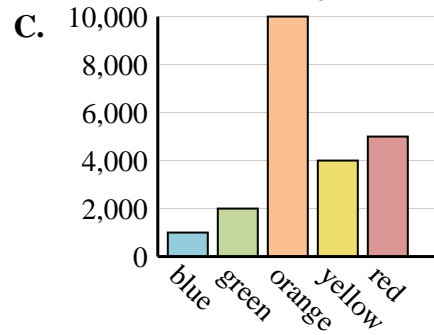
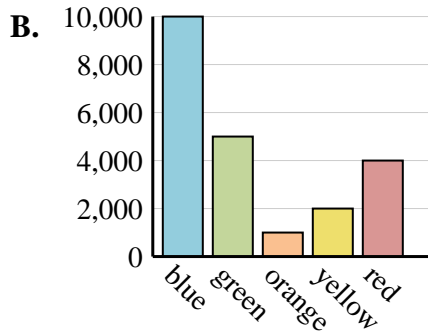
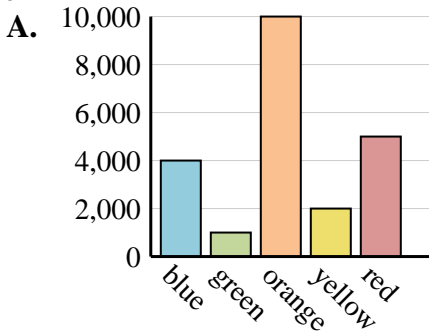
5)

| Color | People |
|--------|--------|
| blue | 10,000 |
| green | 5,000 |
| orange | 1,000 |
| yellow | 2,000 |
| red | 4,000 |

6)

| Color | People |
|--------|--------|
| blue | 10,000 |
| green | 1,000 |
| orange | 5,000 |
| yellow | 2,000 |
| red | 4,000 |

1. _____
2. _____
3. _____
4. _____
5. _____
6. _____





Determine which graph goes with which table.

1)

| Color | People |
|--------|--------|
| blue | 1,000 |
| green | 2,000 |
| orange | 10,000 |
| yellow | 5,000 |
| red | 4,000 |

2)

| Color | People |
|--------|--------|
| blue | 4,000 |
| green | 10,000 |
| orange | 5,000 |
| yellow | 1,000 |
| red | 2,000 |

3)

| Color | People |
|--------|--------|
| blue | 4,000 |
| green | 10,000 |
| orange | 5,000 |
| yellow | 2,000 |
| red | 1,000 |

4)

| Color | People |
|--------|--------|
| blue | 5,000 |
| green | 10,000 |
| orange | 1,000 |
| yellow | 2,000 |
| red | 4,000 |

5)

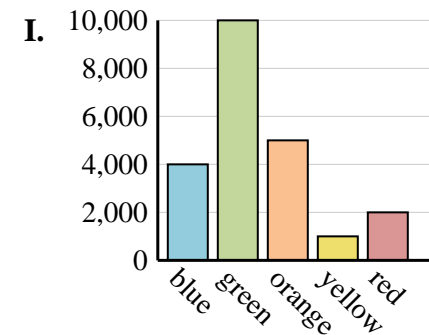
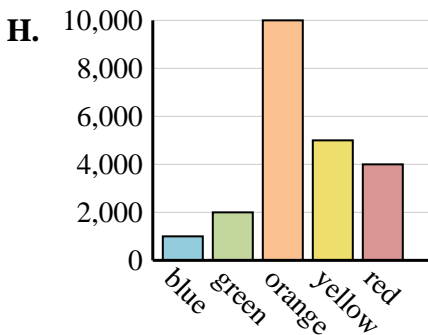
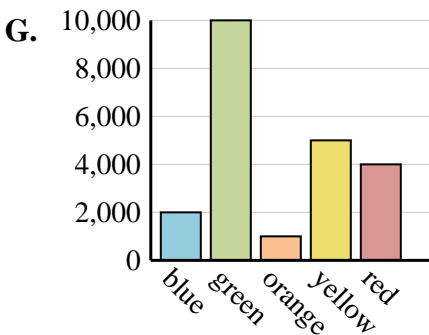
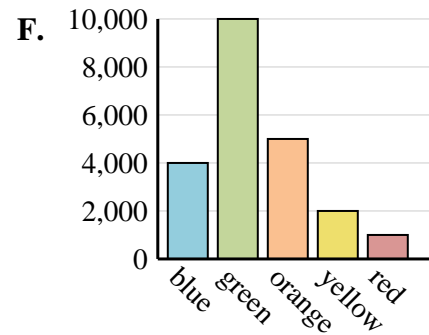
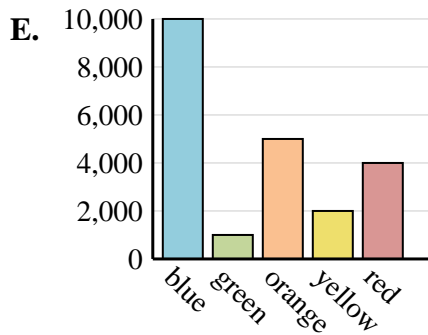
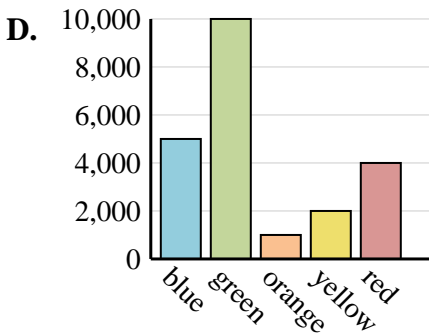
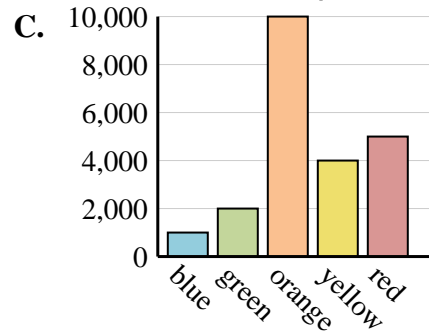
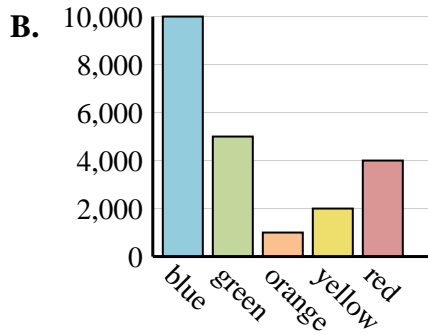
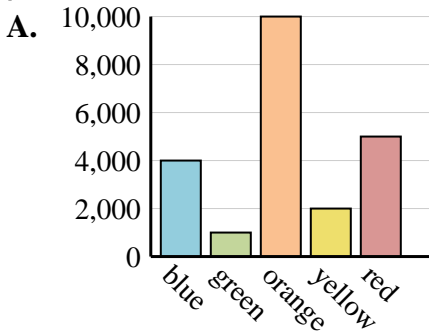
| Color | People |
|--------|--------|
| blue | 10,000 |
| green | 5,000 |
| orange | 1,000 |
| yellow | 2,000 |
| red | 4,000 |

6)

| Color | People |
|--------|--------|
| blue | 10,000 |
| green | 1,000 |
| orange | 5,000 |
| yellow | 2,000 |
| red | 4,000 |

Answers

1. **H**
2. **I**
3. **F**
4. **D**
5. **B**
6. **E**





Determine which graph goes with which table.

1)

| Color | People |
|--------|--------|
| blue | 6,000 |
| green | 5,000 |
| orange | 3,000 |
| yellow | 9,000 |
| red | 1,000 |

2)

| Color | People |
|--------|--------|
| blue | 3,000 |
| green | 6,000 |
| orange | 5,000 |
| yellow | 1,000 |
| red | 9,000 |

3)

| Color | People |
|--------|--------|
| blue | 6,000 |
| green | 1,000 |
| orange | 3,000 |
| yellow | 5,000 |
| red | 9,000 |

4)

| Color | People |
|--------|--------|
| blue | 9,000 |
| green | 6,000 |
| orange | 1,000 |
| yellow | 3,000 |
| red | 5,000 |

5)

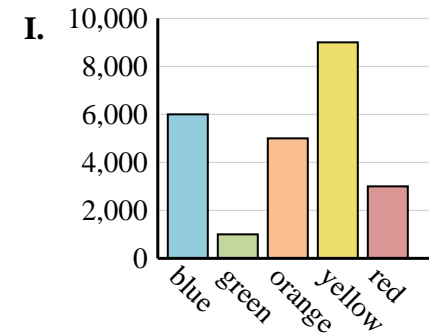
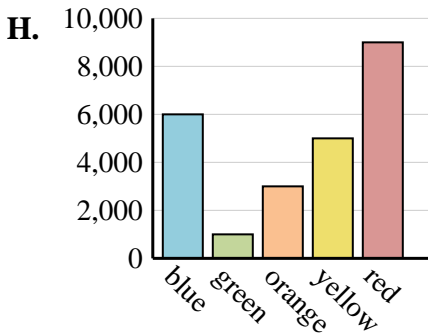
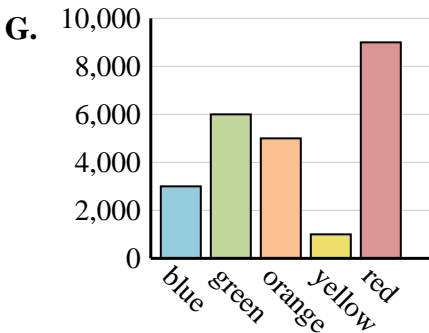
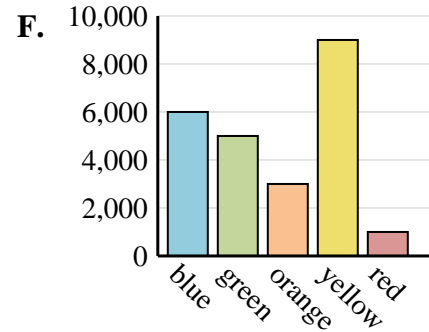
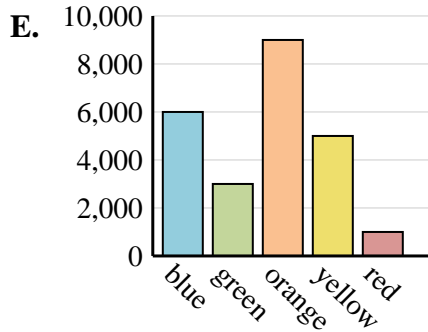
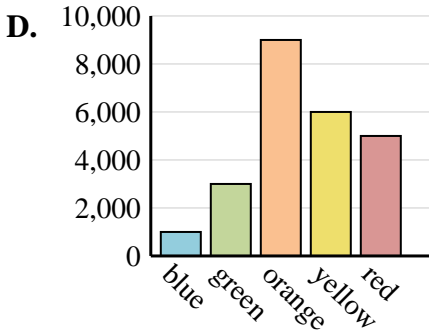
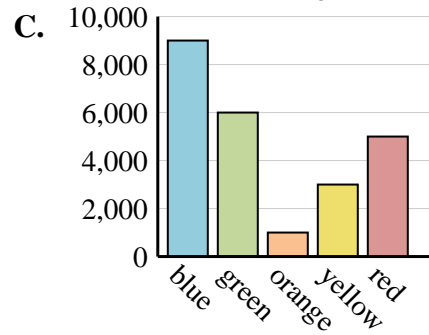
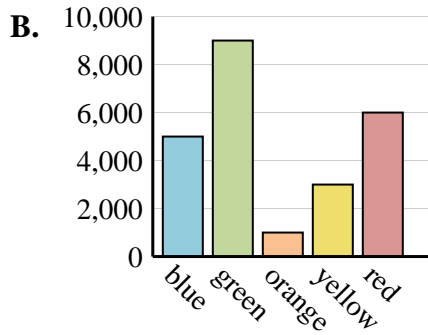
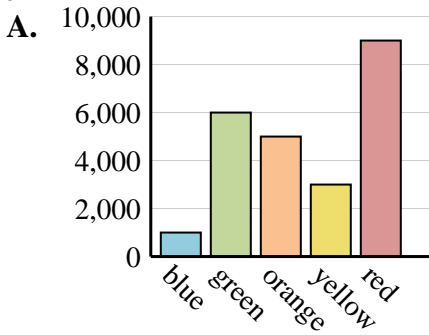
| Color | People |
|--------|--------|
| blue | 1,000 |
| green | 3,000 |
| orange | 9,000 |
| yellow | 6,000 |
| red | 5,000 |

6)

| Color | People |
|--------|--------|
| blue | 6,000 |
| green | 3,000 |
| orange | 9,000 |
| yellow | 5,000 |
| red | 1,000 |

Answers

1. _____
2. _____
3. _____
4. _____
5. _____
6. _____





Determine which graph goes with which table.

1)

| Color | People |
|--------|--------|
| blue | 6,000 |
| green | 5,000 |
| orange | 3,000 |
| yellow | 9,000 |
| red | 1,000 |

2)

| Color | People |
|--------|--------|
| blue | 3,000 |
| green | 6,000 |
| orange | 5,000 |
| yellow | 1,000 |
| red | 9,000 |

3)

| Color | People |
|--------|--------|
| blue | 6,000 |
| green | 1,000 |
| orange | 3,000 |
| yellow | 5,000 |
| red | 9,000 |

4)

| Color | People |
|--------|--------|
| blue | 9,000 |
| green | 6,000 |
| orange | 1,000 |
| yellow | 3,000 |
| red | 5,000 |

5)

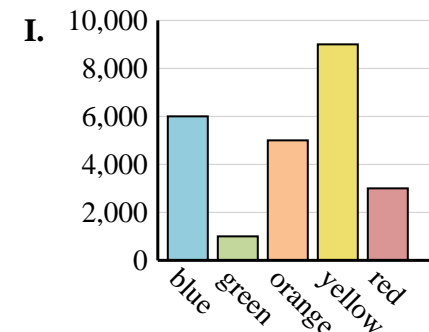
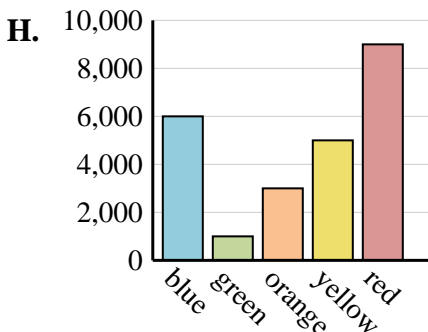
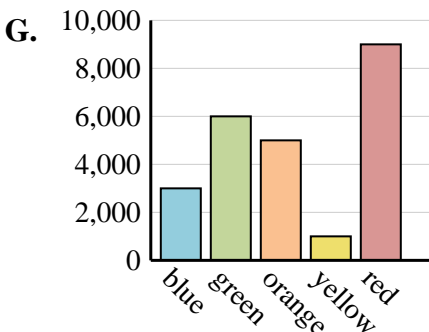
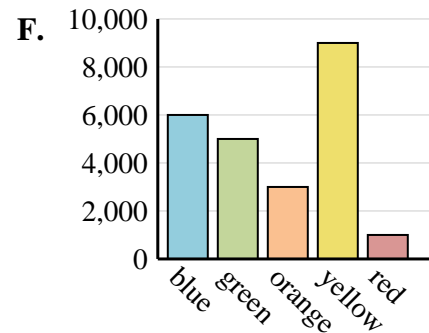
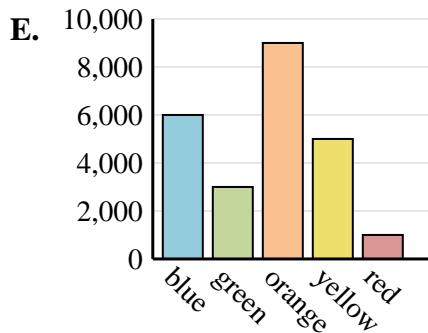
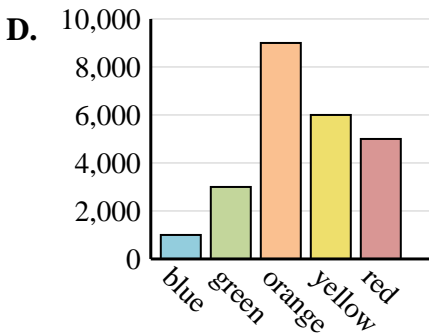
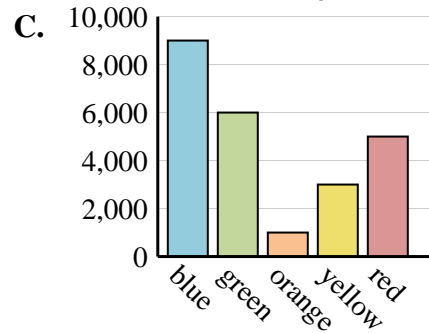
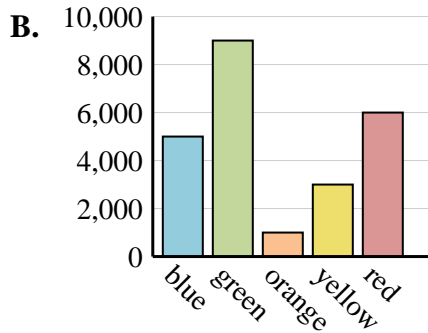
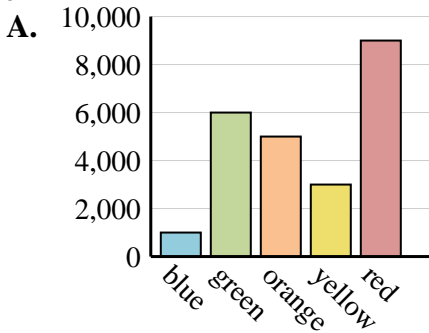
| Color | People |
|--------|--------|
| blue | 1,000 |
| green | 3,000 |
| orange | 9,000 |
| yellow | 6,000 |
| red | 5,000 |

6)

| Color | People |
|--------|--------|
| blue | 6,000 |
| green | 3,000 |
| orange | 9,000 |
| yellow | 5,000 |
| red | 1,000 |

Answers

1. **F**
2. **G**
3. **H**
4. **C**
5. **D**
6. **E**





Determine which graph goes with which table.

1)

| Color | People |
|--------|--------|
| blue | 7,000 |
| green | 10,000 |
| orange | 9,000 |
| yellow | 5,000 |
| red | 1,000 |

2)

| Color | People |
|--------|--------|
| blue | 10,000 |
| green | 7,000 |
| orange | 5,000 |
| yellow | 9,000 |
| red | 1,000 |

3)

| Color | People |
|--------|--------|
| blue | 9,000 |
| green | 10,000 |
| orange | 5,000 |
| yellow | 1,000 |
| red | 7,000 |

4)

| Color | People |
|--------|--------|
| blue | 10,000 |
| green | 9,000 |
| orange | 5,000 |
| yellow | 1,000 |
| red | 7,000 |

5)

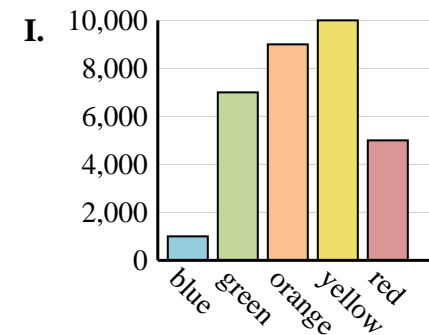
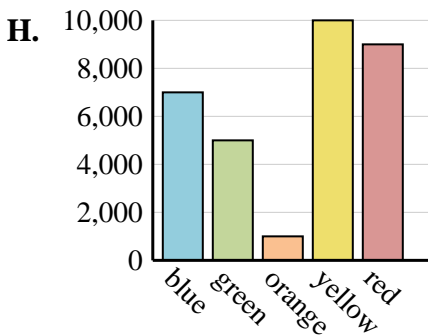
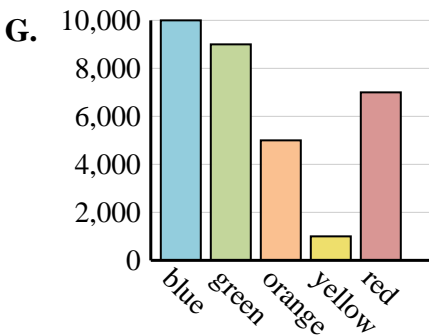
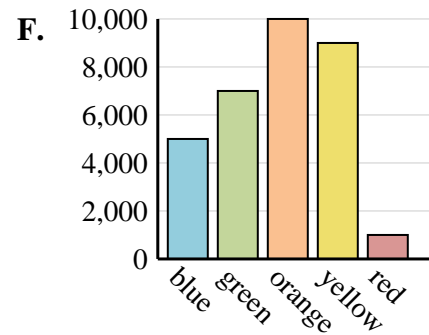
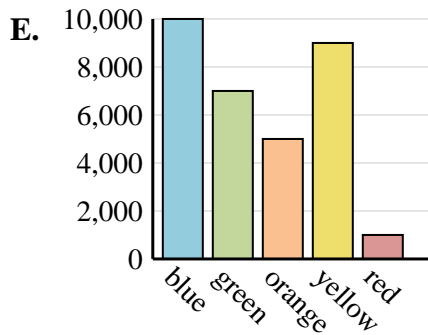
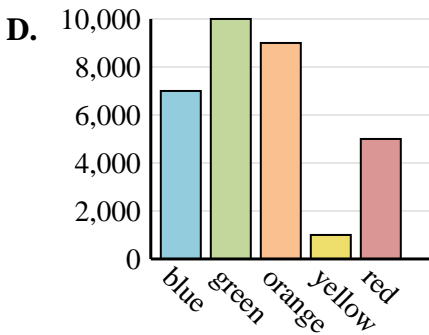
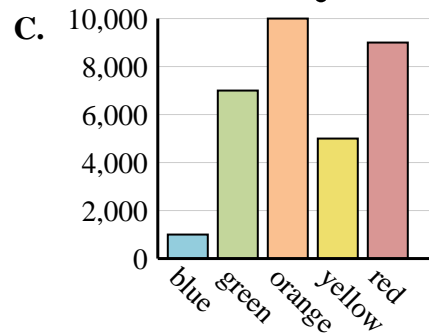
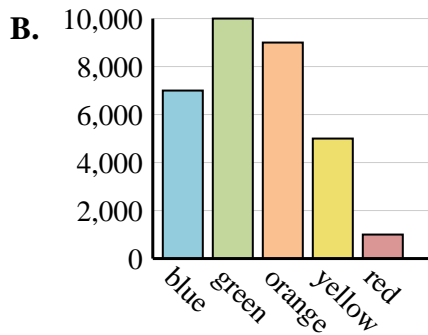
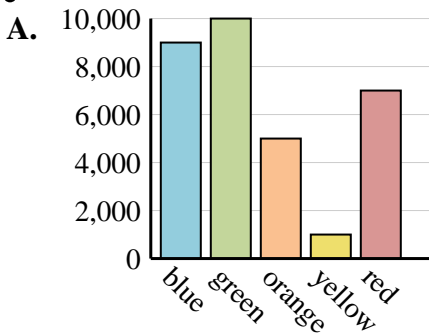
| Color | People |
|--------|--------|
| blue | 7,000 |
| green | 10,000 |
| orange | 9,000 |
| yellow | 1,000 |
| red | 5,000 |

6)

| Color | People |
|--------|--------|
| blue | 7,000 |
| green | 5,000 |
| orange | 1,000 |
| yellow | 10,000 |
| red | 9,000 |

Answers

1. _____
2. _____
3. _____
4. _____
5. _____
6. _____





Determine which graph goes with which table.

1)

| Color | People |
|--------|--------|
| blue | 7,000 |
| green | 10,000 |
| orange | 9,000 |
| yellow | 5,000 |
| red | 1,000 |

2)

| Color | People |
|--------|--------|
| blue | 10,000 |
| green | 7,000 |
| orange | 5,000 |
| yellow | 9,000 |
| red | 1,000 |

3)

| Color | People |
|--------|--------|
| blue | 9,000 |
| green | 10,000 |
| orange | 5,000 |
| yellow | 1,000 |
| red | 7,000 |

4)

| Color | People |
|--------|--------|
| blue | 10,000 |
| green | 9,000 |
| orange | 5,000 |
| yellow | 1,000 |
| red | 7,000 |

5)

| Color | People |
|--------|--------|
| blue | 7,000 |
| green | 10,000 |
| orange | 9,000 |
| yellow | 1,000 |
| red | 5,000 |

6)

| Color | People |
|--------|--------|
| blue | 7,000 |
| green | 5,000 |
| orange | 1,000 |
| yellow | 10,000 |
| red | 9,000 |

Answers

1. **B**
2. **E**
3. **A**
4. **G**
5. **D**
6. **H**

