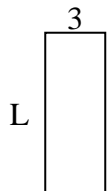


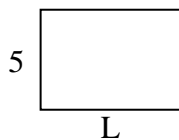


Determine the value of 'L'.

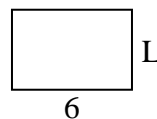
1) Area = $24u^2$




2) Area = $35u^2$



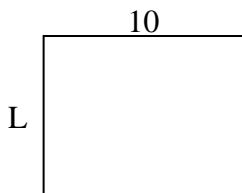
3) Area = $24u^2$



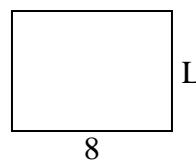
4) Area = $40u^2$



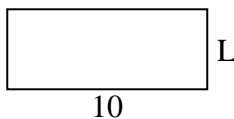
5) Area = $80u^2$



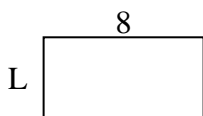
6) Area = $48u^2$



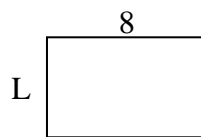
7) Area = $40u^2$



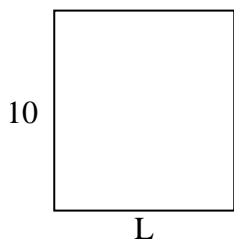
8) Area = $32u^2$



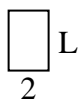
9) Area = $40u^2$



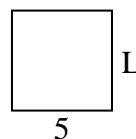
10) Area = $90u^2$




11) Area = $6u^2$



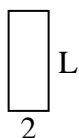
12) Area = $25u^2$



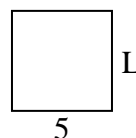
13) Area = $45u^2$



14) Area = $10u^2$



15) Area = $25u^2$



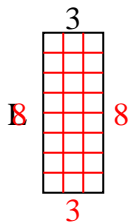
Answers

1. _____
2. _____
3. _____
4. _____
5. _____
6. _____
7. _____
8. _____
9. _____
10. _____
11. _____
12. _____
13. _____
14. _____
15. _____

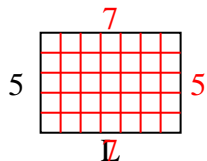


Determine the value of 'L'.

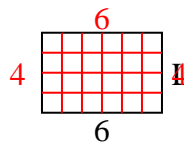
1) Area = $24u^2$



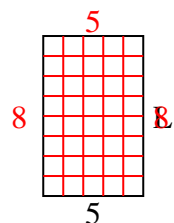
2) Area = $35u^2$



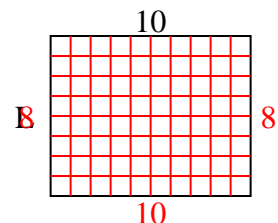
3) Area = $24u^2$



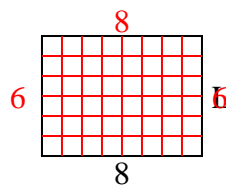
4) Area = $40u^2$



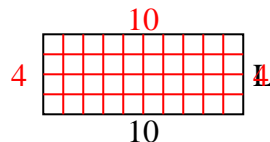
5) Area = $80u^2$



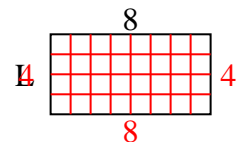
6) Area = $48u^2$



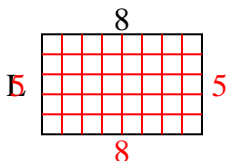
7) Area = $40u^2$



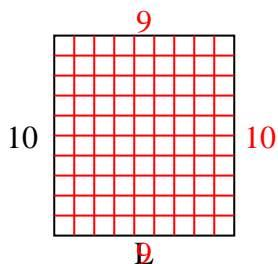
8) Area = $32u^2$



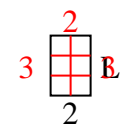
9) Area = $40u^2$



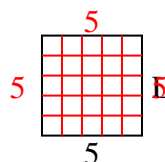
10) Area = $90u^2$



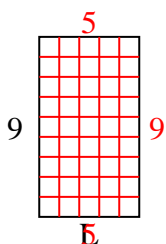
11) Area = $6u^2$



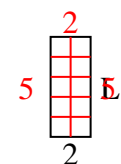
12) Area = $25u^2$



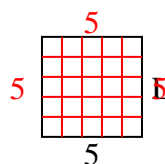
13) Area = $45u^2$



14) Area = $10u^2$



15) Area = $25u^2$



Answers

1. 8

2. 7

3. 4

4. 8

5. 8

6. 6

7. 4

8. 4

9. 5

10. 9

11. 3

12. 5

13. 5

14. 5

15. 5