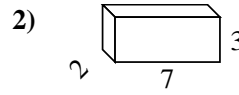
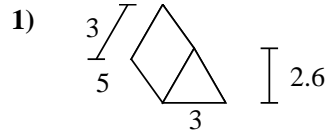
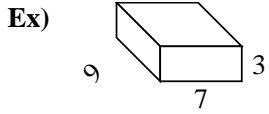




Find the surface area of each figure. Units are in cm (not to scale).



Answers

Ex. 222 cm²

1. _____

2. _____

3. _____

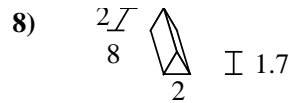
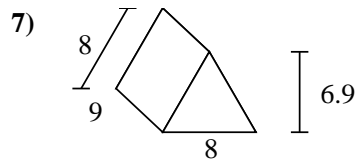
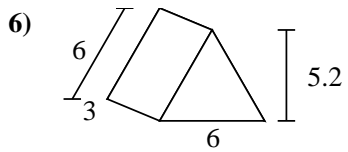
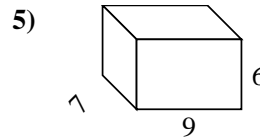
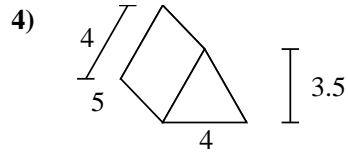
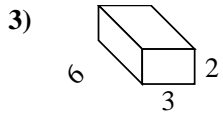
4. _____

5. _____

6. _____


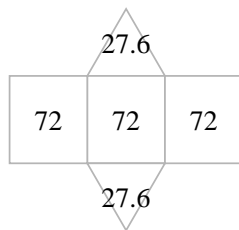
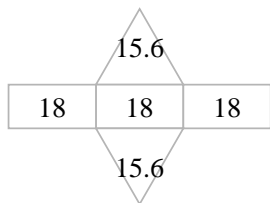
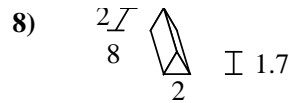
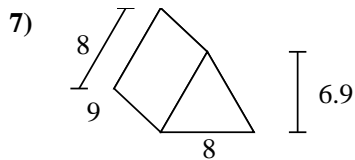
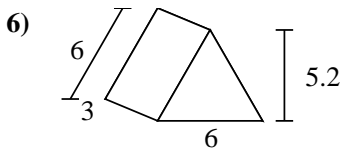
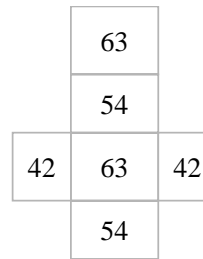
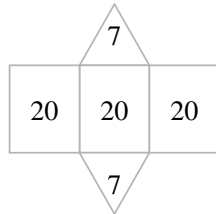
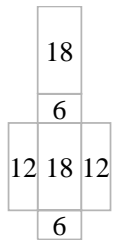
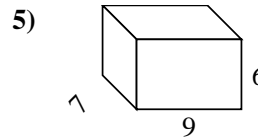
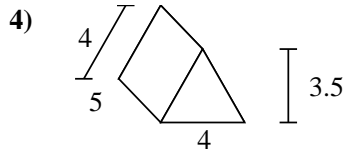
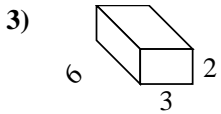
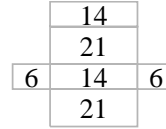
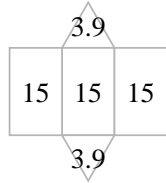
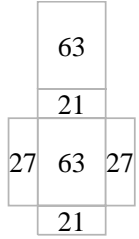
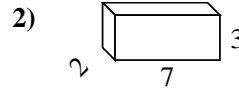
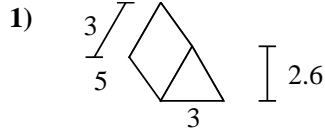
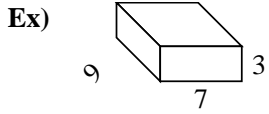
7. _____

8. _____





Find the surface area of each figure. Units are in cm (not to scale).



Answers

Ex. 222 cm²

1. 52.8 cm²

2. 82 cm²

3. 72 cm²

4. 74 cm²

5. 318 cm²

6. 85.2 cm²

7. 271.2 cm²

8. 51.4 cm²