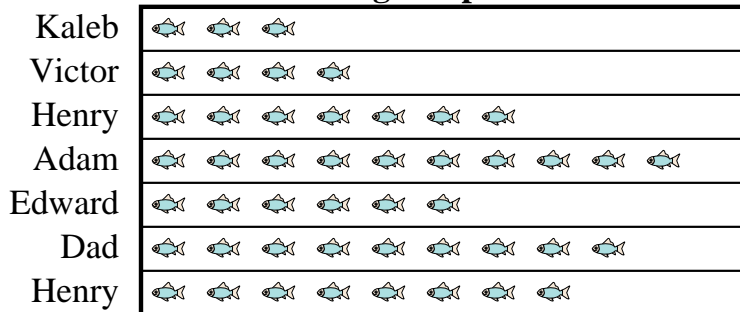





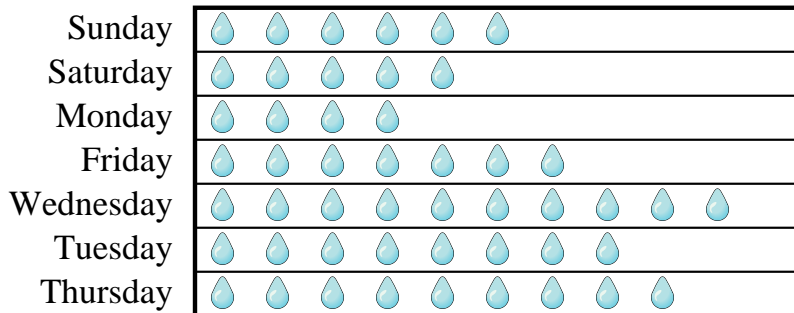
Kaleb's father took Kaleb and 5 friends on a fishing trip. They recorded the number of fish they caught using the pictograph below.

Fishing Trip Results

 = 7 Fish Caught

- 1) Who caught the most fish?
- 2) Who caught exactly 70 fish?
- 3) Who caught the fewest fish?
- 4) How many fish did Henry catch?
- 5) Who caught more fish, Kaleb or Victor?

Mr. Sanders class was performing an experiment to see which day of the week had the most rain. His class recorded their information in the pictograph below.

Millimeters of Rain

 = 6 Millimeters of rain

- 6) Which day had the least rain?
- 7) Which day was there exactly 42 millimeters of rain?
- 8) How much rain was there on Monday?
- 9) Which day had the most rain?
- 10) Did it rain more on Sunday or Saturday?
















































Answers

1. _____
2. _____
3. _____
4. _____
5. _____
6. _____
7. _____
8. _____
9. _____
10. _____



Kaleb's father took Kaleb and 5 friends on a fishing trip. They recorded the number of fish they caught using the pictograph below.

Fishing Trip Results











































Kaleb	  	21
Victor	   	28
Henry	      	49
Adam	         	70
Edward	     	42
Dad	        	63
Henry	       	56

 = 7 Fish Caught

- 1) Who caught the most fish?
- 2) Who caught exactly 70 fish?
- 3) Who caught the fewest fish?
- 4) How many fish did Henry catch?
- 5) Who caught more fish, Kaleb or Victor?

Mr. Sanders class was performing an experiment to see which day of the week had the most rain. His class recorded their information in the pictograph below.

Millimeters of Rain

Sunday	    	36
Saturday	   	30
Monday	  	24
Friday	     	42
Wednesday	        	60
Tuesday	      	48
Thursday	       	54

 = 6 Millimeters of rain

- 6) Which day had the least rain?
- 7) Which day was there exactly 42 millimeters of rain?
- 8) How much rain was there on Monday?
- 9) Which day had the most rain?
- 10) Did it rain more on Sunday or Saturday?

Answers

1. **Adam**
2. **Adam**
3. **Kaleb**
4. **56**
5. **Victor**
6. **Monday**
7. **Friday**
8. **24**
9. **Wednesday**
10. **Sunday**