



Measure each of the bars (in centimeters) and then generate a line plot based on the information.

Answers



1. _____



2. _____



3. _____



4. _____



5. _____



6. _____



7. _____



8. _____



9. _____



10. _____



11. _____



12. _____



13. _____



14. _____


















15. _____

Line Plot



Measure each of the bars (in centimeters) and then generate a line plot based on the information.

- 1)  3
- 2)  3
- 3)  5
- 4)  5
- 5)  8
- 6)  8
- 7)  8
- 8)  5
- 9)  3
- 10)  6
- 11)  6
- 12)  10
- 13)  8
- 14)  4
- 15)  4

- Answers
- 1. 3
 - 2. 3
 - 3. 5
 - 4. 5
 - 5. 8
 - 6. 8
 - 7. 8
 - 8. 5
 - 9. 3
 - 10. 6
 - 11. 6
 - 12. 10
 - 13. 8
 - 14. 4
 - 15. 4

Line Plot

