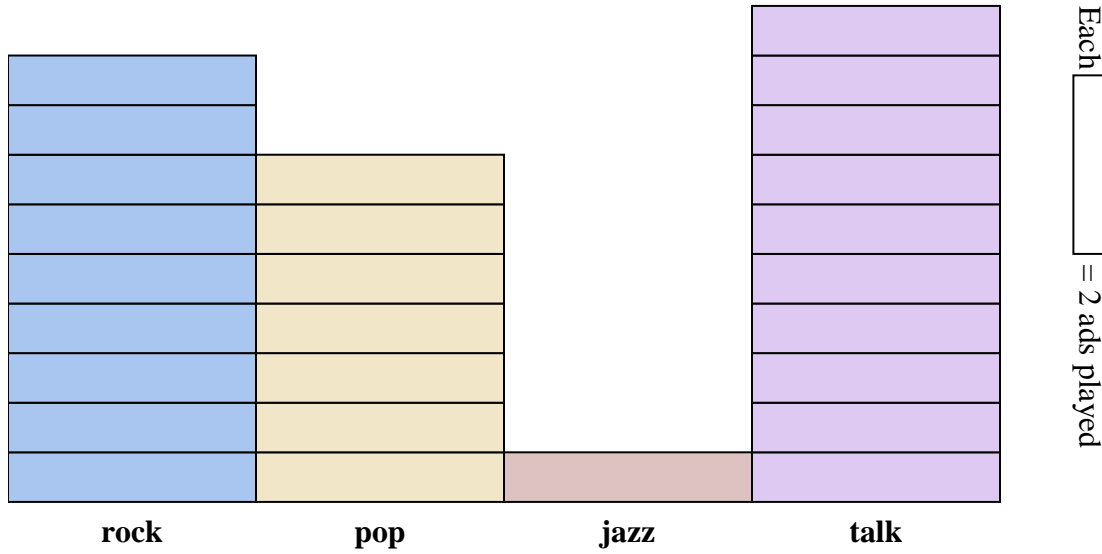




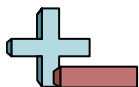
The bar graph below shows the number of ads played on different radio stations in a day. Use the graph to answer the questions.



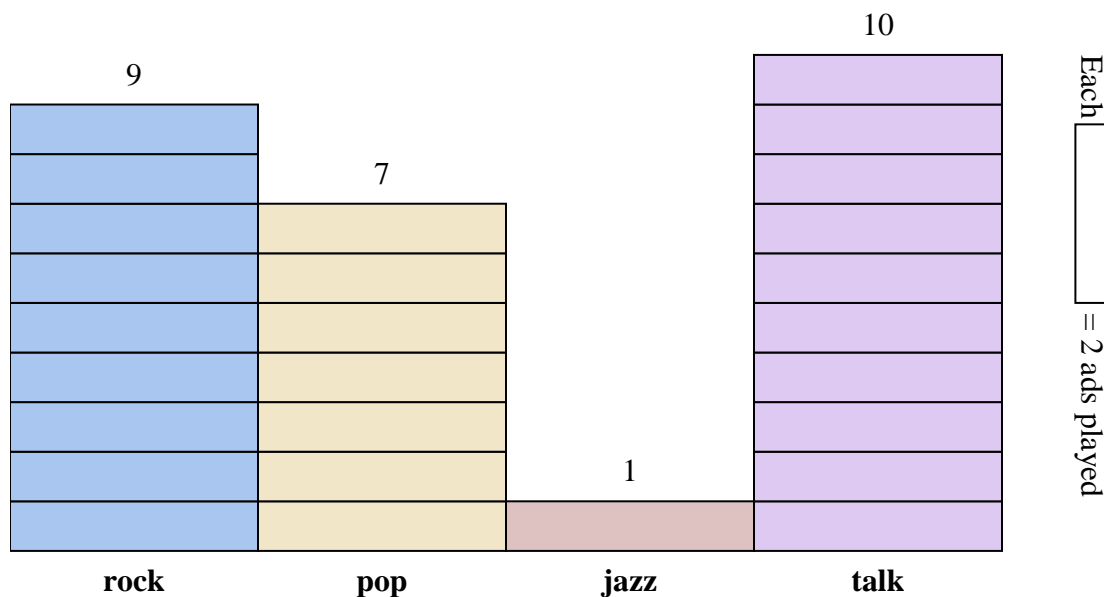
Answers

1. _____
2. _____
3. _____
4. _____
5. _____
6. _____
7. _____
8. _____
9. _____
10. _____

- 1) How many more ads did the talk station have than the jazz station?
- 2) Which station had the most ads?
- 3) Which station had the fewest ads?
- 4) What is the total number of ads on all the stations?
- 5) Were there fewer ads on the rock station or the pop station?
- 6) Were there more ads on the pop station or the jazz station?
- 7) Which station had exactly 18 ads?
- 8) How many ads were on the jazz station?
- 9) What is the combined number of ads played on the rock station and the jazz station?
- 10) What is the difference in the number of ads played on the pop station and the number played on the talk station?



The bar graph below shows the number of ads played on different radio stations in a day. Use the graph to answer the questions.



Answers

1. 18
2. talk
3. jazz
4. 54
5. pop
6. pop
7. rock
8. 2
9. 20
10. 6

- 1) How many more ads did the talk station have than the jazz station?
- 2) Which station had the most ads?
- 3) Which station had the fewest ads?
- 4) What is the total number of ads on all the stations?
- 5) Were there fewer ads on the rock station or the pop station?
- 6) Were there more ads on the pop station or the jazz station?
- 7) Which station had exactly 18 ads?
- 8) How many ads were on the jazz station?
- 9) What is the combined number of ads played on the rock station and the jazz station?
- 10) What is the difference in the number of ads played on the pop station and the number played on the talk station?