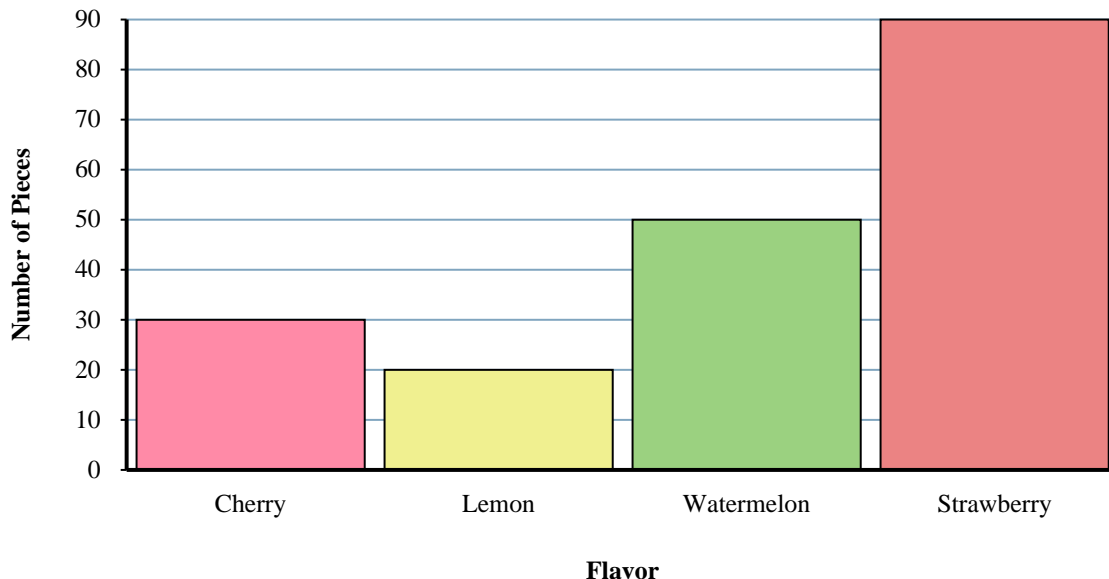




Will bought a jumbo bag of Fruit-o candy. Before chowing down, he decided to see how many pieces of each flavor there were. Use his graph below to answer the questions.

Jumbo Bag Fruit-o Candy



Answers

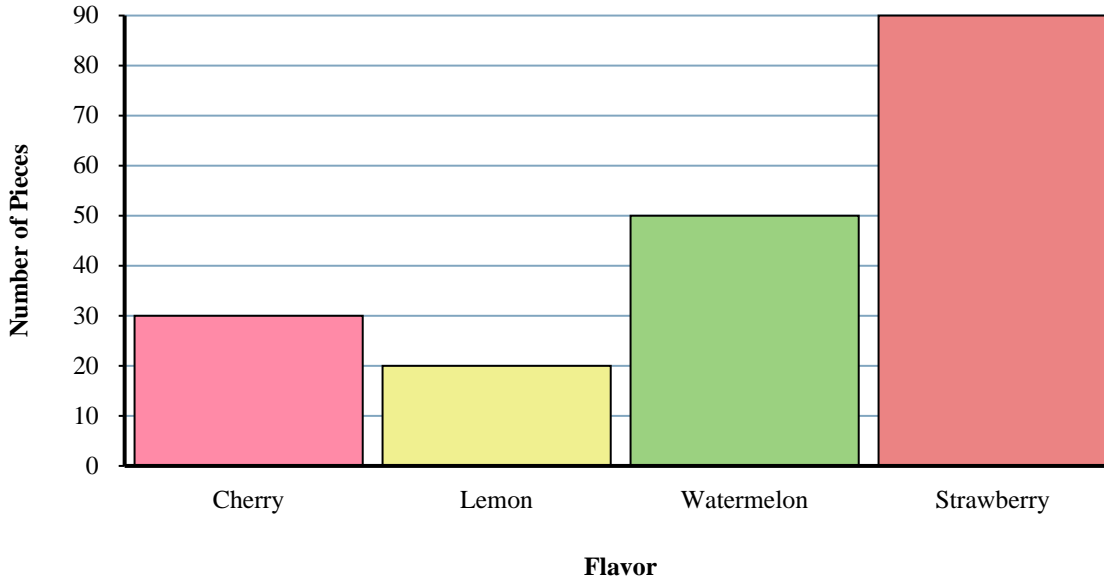
1. _____
2. _____
3. _____
4. _____
5. _____
6. _____
7. _____
8. _____
9. _____
10. _____

- 1) How many more watermelon pieces were there than cherry pieces?
- 2) What is the combined number of watermelon and strawberry pieces?
- 3) How many pieces were there total in the box?
- 4) Which flavor had the fewest pieces in the bag?
- 5) Were there fewer cherry pieces or lemon pieces?
- 6) Which flavor had exactly 30 pieces in the bag?
- 7) Were there more cherry pieces or strawberry pieces?
- 8) How many fewer lemon pieces were there than watermelon pieces?
- 9) How many pieces were watermelon?
- 10) What is the difference in the number of lemon pieces and the number of strawberry pieces?



Will bought a jumbo bag of Fruit-o candy. Before chowing down, he decided to see how many pieces of each flavor there were. Use his graph below to answer the questions.

Jumbo Bag Fruit-o Candy



Answers

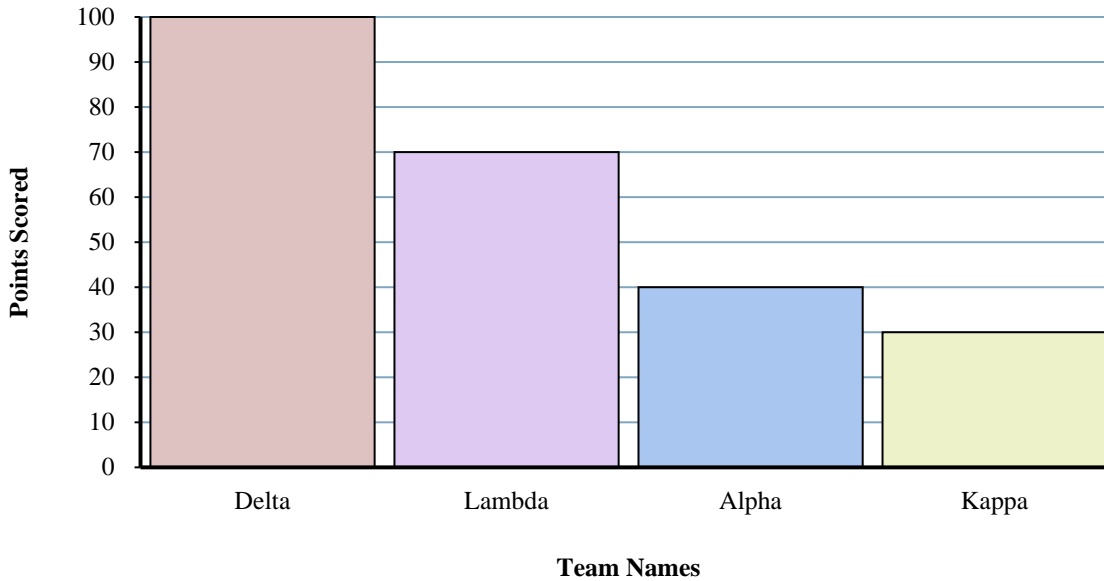
1. 20
2. 140
3. 190
4. lemon
5. lemon
6. cherry
7. strawberry
8. 30
9. 50
10. 70

- 1) How many more watermelon pieces were there than cherry pieces?
- 2) What is the combined number of watermelon and strawberry pieces?
- 3) How many pieces were there total in the box?
- 4) Which flavor had the fewest pieces in the bag?
- 5) Were there fewer cherry pieces or lemon pieces?
- 6) Which flavor had exactly 30 pieces in the bag?
- 7) Were there more cherry pieces or strawberry pieces?
- 8) How many fewer lemon pieces were there than watermelon pieces?
- 9) How many pieces were watermelon?
- 10) What is the difference in the number of lemon pieces and the number of strawberry pieces?



At the 'Brain Drain' championships teams earned points for answering trivia questions. Their final scores are shown below. Use the graph to answer the questions.

Trivia Game Results



Answers

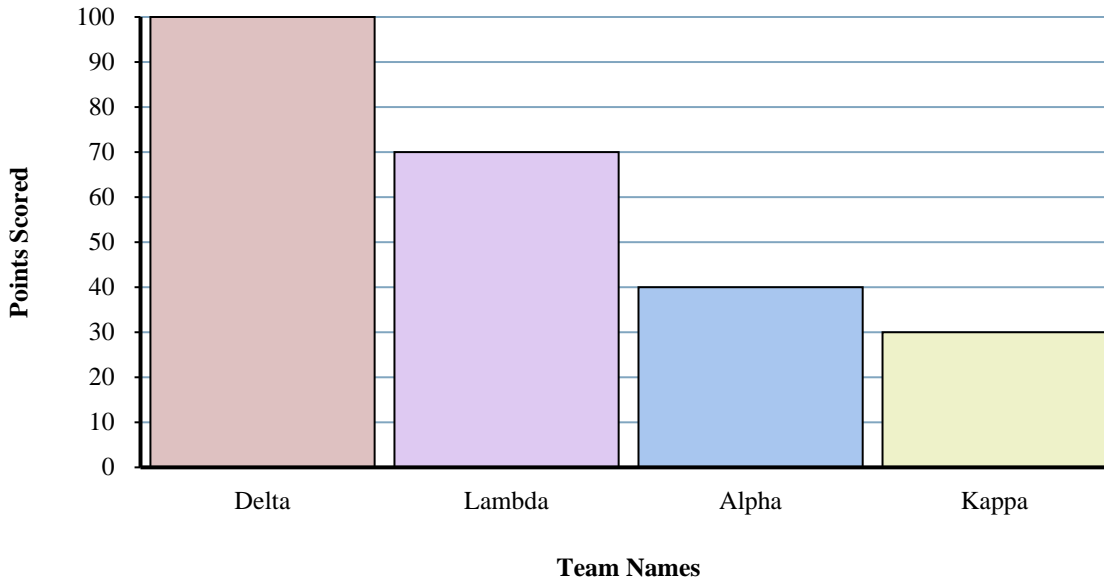
1. _____
2. _____
3. _____
4. _____
5. _____
6. _____
7. _____
8. _____
9. _____
10. _____

- 1) Which team scored the most points?
- 2) Which team scored the fewest points?
- 3) Did team Lambda or team Alpha score fewer points?
- 4) What is the total number of points earned in the game?
- 5) Did team Kappa or team Lambda score more points?
- 6) How many points did team Delta score?
- 7) What is the combined points scored by Kappa and Alpha?
- 8) How many fewer points did team Kappa score than team Delta?
- 9) Which team scored 30 points?
- 10) What is the difference in the number of points Delta scored and the number Alpha scored?



At the 'Brain Drain' championships teams earned points for answering trivia questions. Their final scores are shown below. Use the graph to answer the questions.

Trivia Game Results



- 1) Which team scored the most points?
- 2) Which team scored the fewest points?
- 3) Did team Lambda or team Alpha score fewer points?
- 4) What is the total number of points earned in the game?
- 5) Did team Kappa or team Lambda score more points?
- 6) How many points did team Delta score?
- 7) What is the combined points scored by Kappa and Alpha?
- 8) How many fewer points did team Kappa score than team Delta?
- 9) Which team scored 30 points?
- 10) What is the difference in the number of points Delta scored and the number Alpha scored?

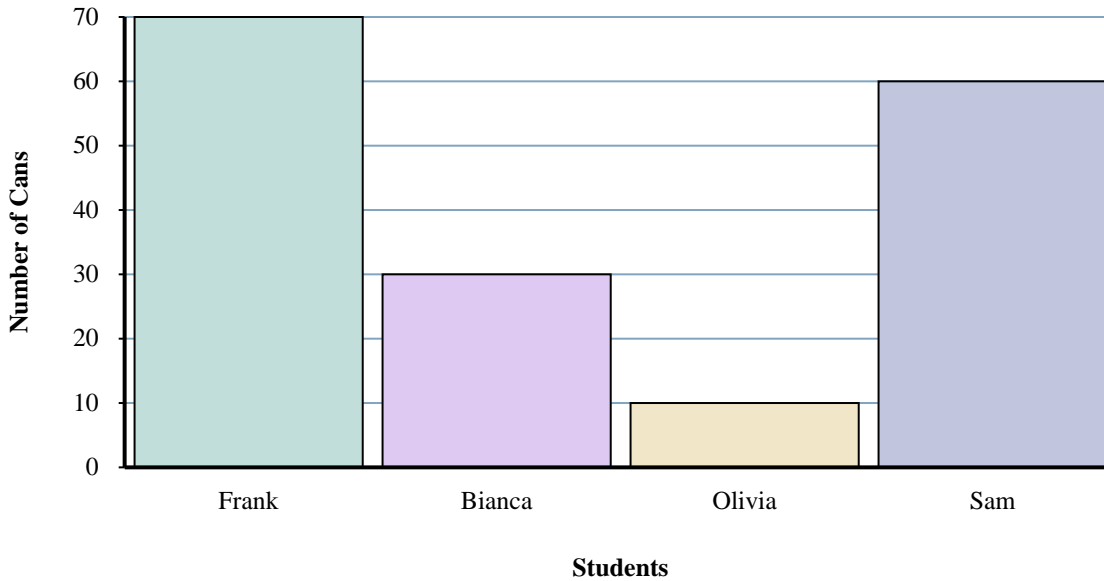
Answers

1. Delta
2. Kappa
3. Alpha
4. 240
5. Lambda
6. 100
7. 70
8. 70
9. Kappa
10. 60



Mike's class was having a contest to see who could recycle the most cans. They recorded the answers in the bar graph below. Use their graph to answer the questions.

Cans Collected



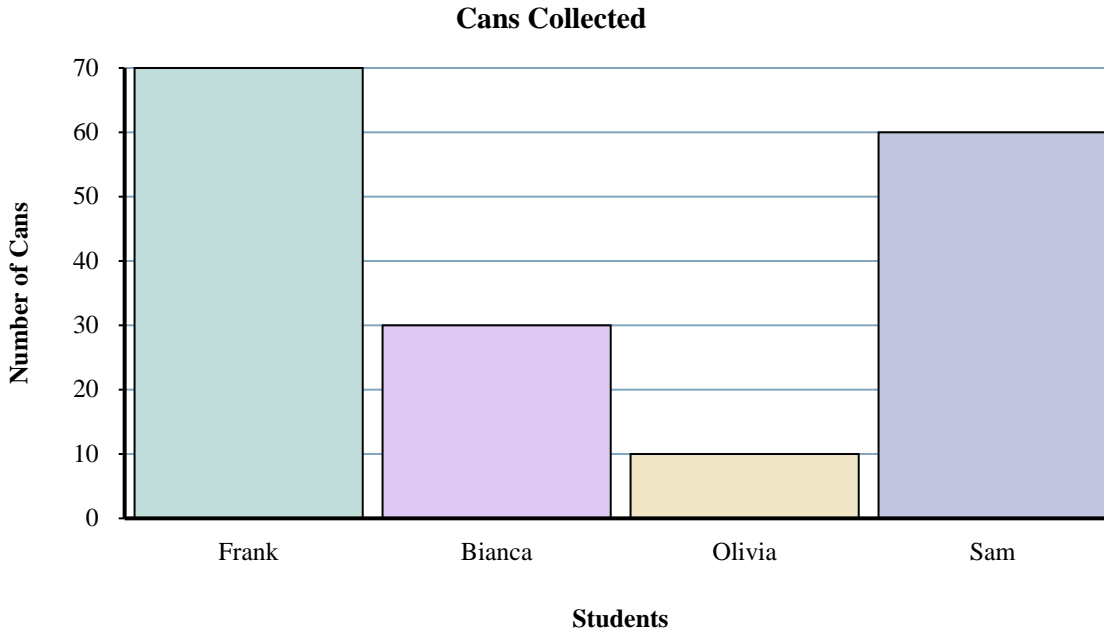
Answers

1. _____
2. _____
3. _____
4. _____
5. _____
6. _____
7. _____
8. _____
9. _____
10. _____

- 1) Who collected the most cans?
- 2) What is the combined number of cans Frank collected and Bianca collected?
- 3) Who collected exactly 10 cans?
- 4) How many fewer cans did Bianca collect than Sam?
- 5) How many more cans did Frank collect than Olivia?
- 6) How many cans did Bianca collect?
- 7) Who collected the fewest cans?
- 8) What is the difference in the number of cans Frank collected and the number Sam collected?
- 9) How many cans total did all the students collect?
- 10) Who collected fewer cans? Bianca or Olivia?



Mike's class was having a contest to see who could recycle the most cans. They recorded the answers in the bar graph below. Use their graph to answer the questions.



Answers

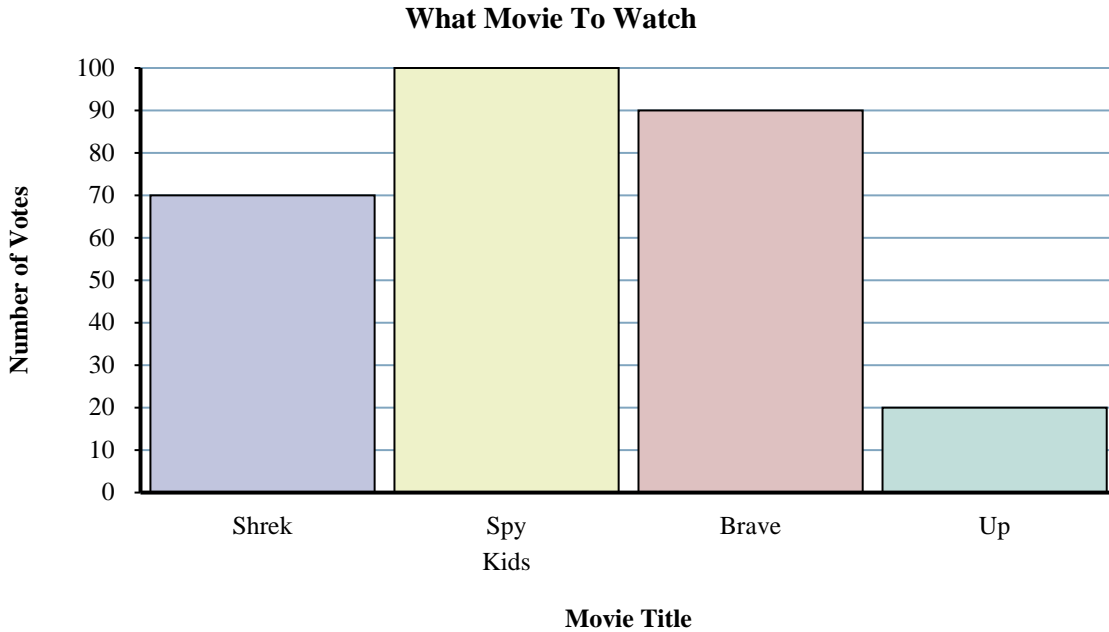
1. Frank
2. 100
3. Olivia
4. 30
5. 60
6. 30
7. Olivia
8. 10
9. 170
10. Olivia

- 1) Who collected the most cans?
- 2) What is the combined number of cans Frank collected and Bianca collected?
- 3) Who collected exactly 10 cans?
- 4) How many fewer cans did Bianca collect than Sam?
- 5) How many more cans did Frank collect than Olivia?
- 6) How many cans did Bianca collect?
- 7) Who collected the fewest cans?
- 8) What is the difference in the number of cans Frank collected and the number Sam collected?
- 9) How many cans total did all the students collect?
- 10) Who collected fewer cans? Bianca or Olivia?



During indoor recess the students got to vote on which movie to watch. The voting results are listed below. Use the bar graph to answer the questions.

Answers

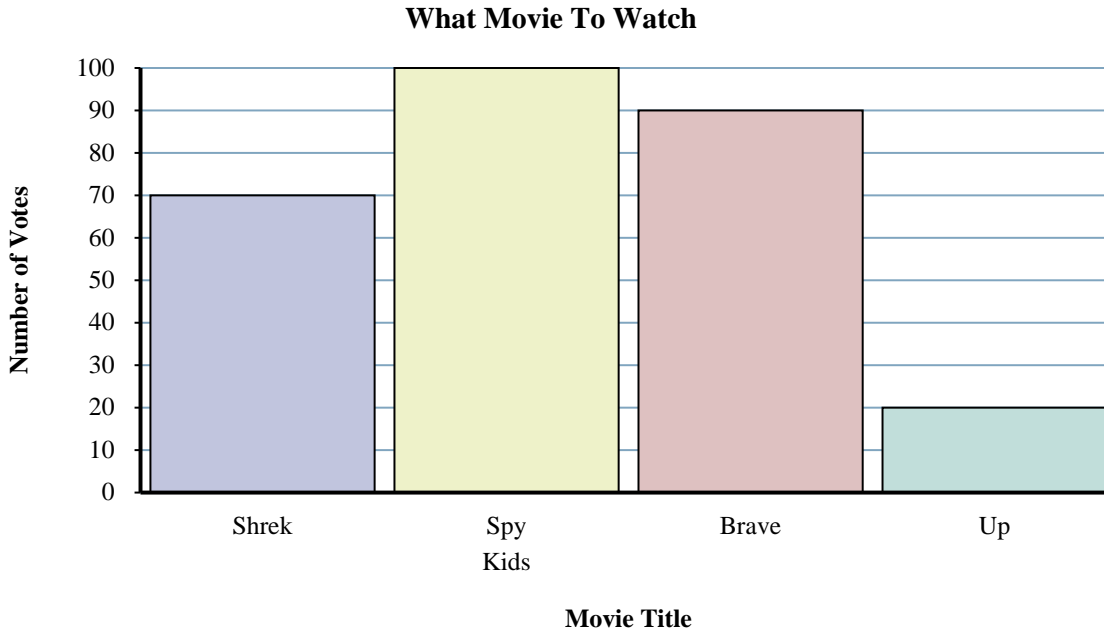


1. _____
2. _____
3. _____
4. _____
5. _____
6. _____
7. _____
8. _____
9. _____
10. _____

- 1) How many people voted for Shrek?
- 2) Which movie received the most votes?
- 3) Which movie received the fewest votes?
- 4) How many fewer votes did Up receive than Spy Kids?
- 5) Which movie received exactly 20 votes?
- 6) Did fewer students vote for Brave or for Spy Kids?
- 7) What is the difference in the number of people who voted for Brave and the number who voted for Shrek?
- 8) What is the total number of students who voted?
- 9) How many more votes did Spy Kids receive than Shrek?
- 10) What is the combined number of people who voted for Up and Shrek?



During indoor recess the students got to vote on which movie to watch. The voting results are listed below. Use the bar graph to answer the questions.



Answers

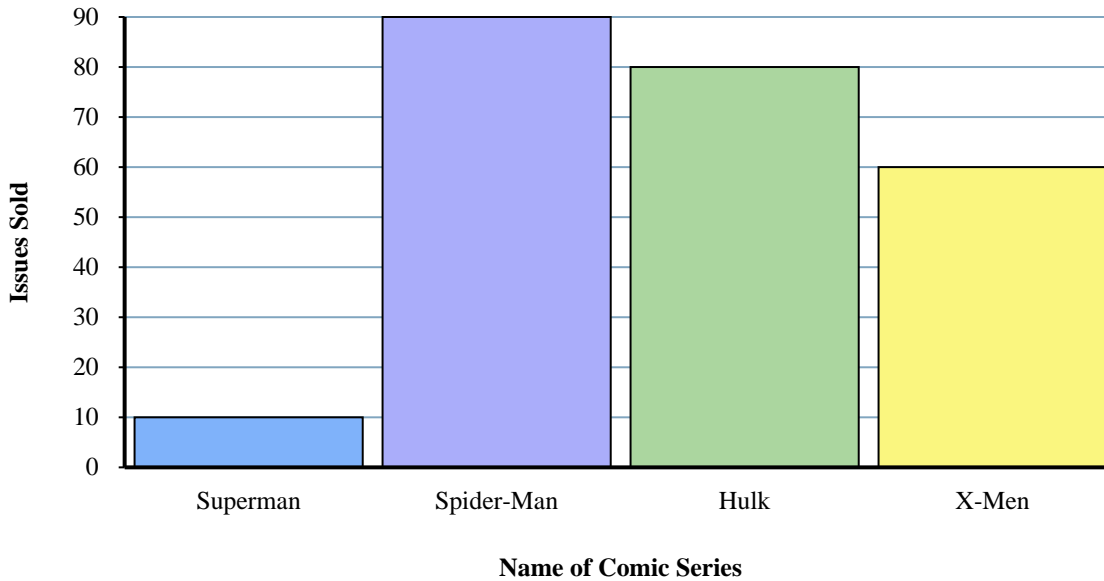
- 1) How many people voted for Shrek?
- 2) Which movie received the most votes?
- 3) Which movie received the fewest votes?
- 4) How many fewer votes did Up receive than Spy Kids?
- 5) Which movie received exactly 20 votes?
- 6) Did fewer students vote for Brave or for Spy Kids?
- 7) What is the difference in the number of people who voted for Brave and the number who voted for Shrek?
- 8) What is the total number of students who voted?
- 9) How many more votes did Spy Kids receive than Shrek?
- 10) What is the combined number of people who voted for Up and Shrek?

1. 70
2. Spy Kids
3. Up
4. 80
5. Up
6. Brave
7. 20
8. 280
9. 30
10. 90



A comic store was tracking comic books sold. They recorded their sales in the bar graph below. Use their graph to answer the questions.

Comic Books Sold



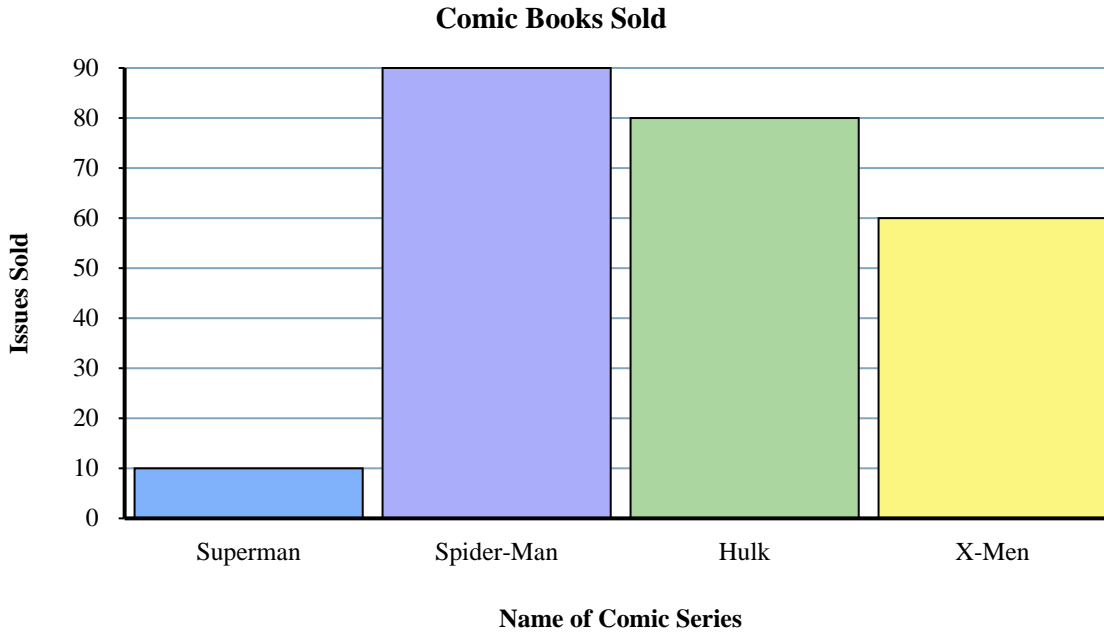
Answers

1. _____
2. _____
3. _____
4. _____
5. _____
6. _____
7. _____
8. _____
9. _____
10. _____

- 1) What is the difference in the number of Spider-Man issues sold and the number of Superman issues sold?
- 2) How many issues of Superman were sold?
- 3) Which comic series sold exactly 60 issues?
- 4) Which comic series sold more, Hulk or X-Men?
- 5) What is the total number of issues sold for all the comics?
- 6) How many more issues of Spider-Man were sold than issues of Hulk?
- 7) How many fewer issues of Superman were sold than issues of X-Men?
- 8) What is the combined number of Superman and Hulk issues sold?
- 9) Which comic series sold the fewest issues?
- 10) Which comic series sold the most issues?



A comic store was tracking comic books sold. They recorded their sales in the bar graph below. Use their graph to answer the questions.



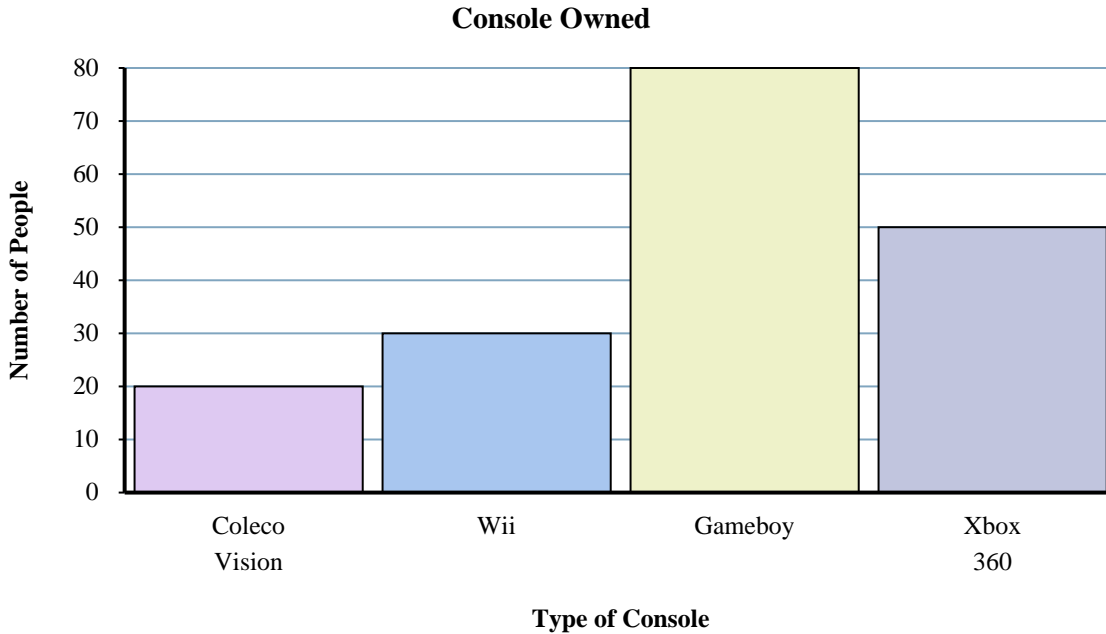
- 1) What is the difference in the number of Spider-Man issues sold and the number of Superman issues sold?
- 2) How many issues of Superman were sold?
- 3) Which comic series sold exactly 60 issues?
- 4) Which comic series sold more, Hulk or X-Men?
- 5) What is the total number of issues sold for all the comics?
- 6) How many more issues of Spider-Man were sold than issues of Hulk?
- 7) How many fewer issues of Superman were sold than issues of X-Men?
- 8) What is the combined number of Superman and Hulk issues sold?
- 9) Which comic series sold the fewest issues?
- 10) Which comic series sold the most issues?

Answers

1. 80
2. 10
3. X-Men
4. Hulk
5. 240
6. 10
7. 50
8. 90
9. Superman
10. Spider-Man



A game company asked people at the mall which game console they owned. They recorded the results in the bar graph below. Use their graph to answer the questions.



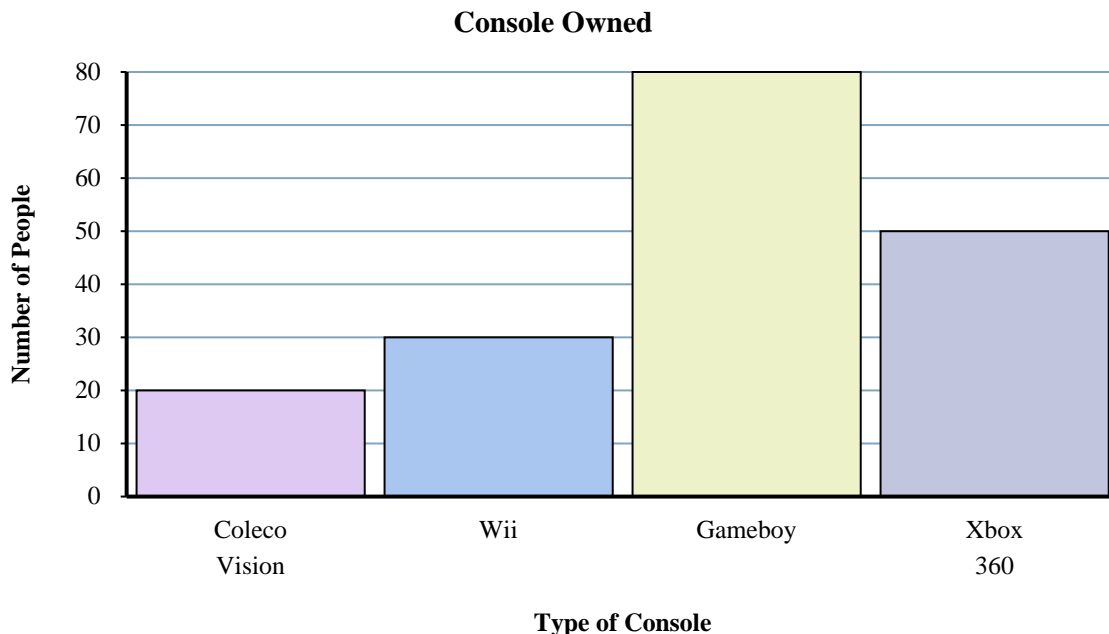
Answers

1. _____
2. _____
3. _____
4. _____
5. _____
6. _____
7. _____
8. _____
9. _____
10. _____

- 1) What is the combined number of Xbox 360s and Gameboys owned?
- 2) Which console did exactly 30 people own?
- 3) How many more people owned a Gameboy than owned a Coleco Vision?
- 4) What is the difference in the number of people who owned a Xbox 360 and the number who owned a Wii?
- 5) Which console did the fewest number of people own?
- 6) How many fewer people owned a Coleco Vision than owned a Wii?
- 7) How many people owned a Xbox 360?
- 8) How many consoles total did the people own?
- 9) Did fewer people own a Xbox 360 or a Coleco Vision?
- 10) Did more people own a Gameboys or a Wiis?



A game company asked people at the mall which game console they owned. They recorded the results in the bar graph below. Use their graph to answer the questions.



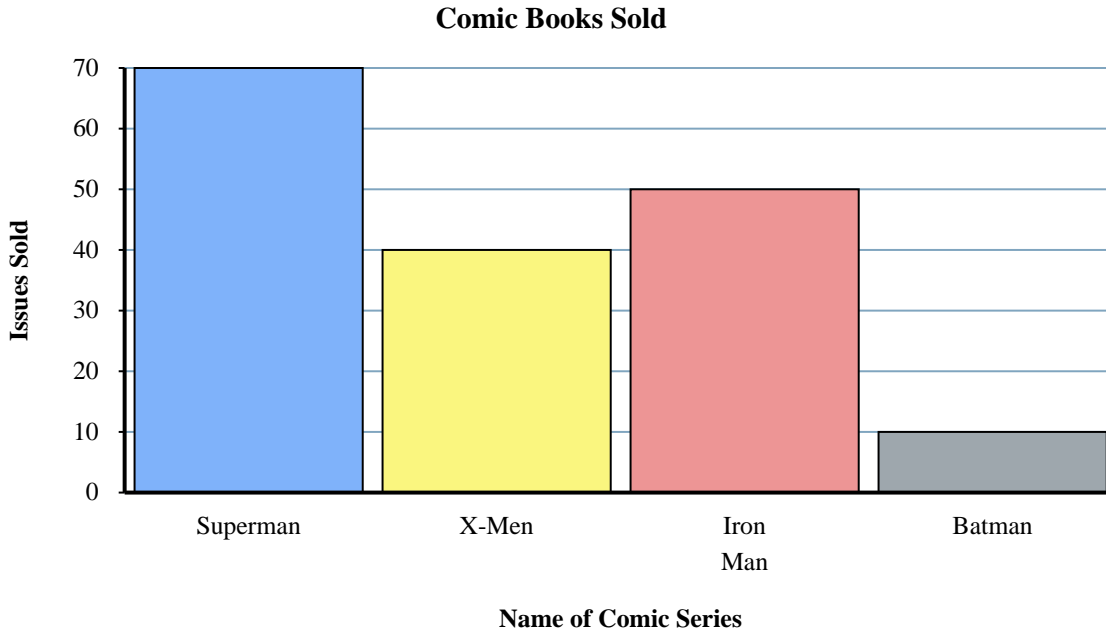
Answers

1. 130
2. Wii
3. 60
4. 20
5. Coleco Vision
6. 10
7. 50
8. 180
9. Coleco Vision
10. Gameboy

- 1) What is the combined number of Xbox 360s and Gameboys owned?
- 2) Which console did exactly 30 people own?
- 3) How many more people owned a Gameboy than owned a Coleco Vision?
- 4) What is the difference in the number of people who owned a Xbox 360 and the number who owned a Wii?
- 5) Which console did the fewest number of people own?
- 6) How many fewer people owned a Coleco Vision than owned a Wii?
- 7) How many people owned a Xbox 360?
- 8) How many consoles total did the people own?
- 9) Did fewer people own a Xbox 360 or a Coleco Vision?
- 10) Did more people own a Gameboys or a Wiis?



A comic store was tracking comic books sold. They recorded their sales in the bar graph below. Use their graph to answer the questions.



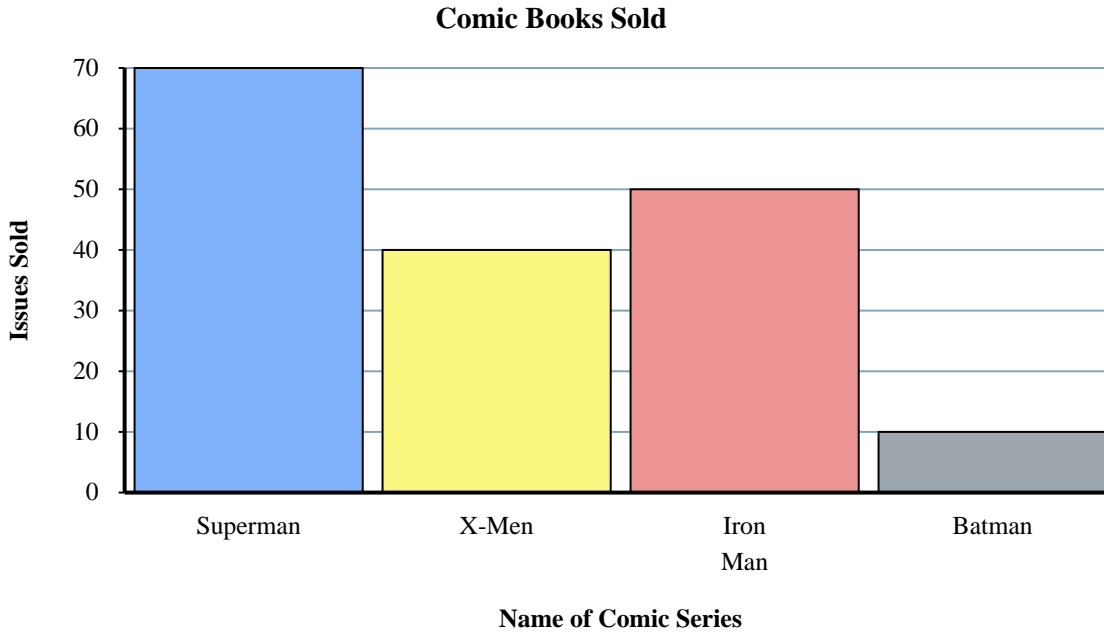
Answers

1. _____
2. _____
3. _____
4. _____
5. _____
6. _____
7. _____
8. _____
9. _____
10. _____

- 1) How many fewer issues of Batman were sold than issues of Superman?
- 2) How many more issues of Iron Man were sold than issues of X-Men?
- 3) Which comic series sold the most issues?
- 4) Which comic series sold more, X-Men or Superman?
- 5) What is the difference in the number of Batman issues sold and the number of Iron Man issues sold?
- 6) What is the combined number of X-Men and Batman issues sold?
- 7) Which sold fewer, issues of Iron Man or issues of Superman?
- 8) What is the total number of issues sold for all the comics?
- 9) How many issues of Iron Man were sold?
- 10) Which comic series sold exactly 10 issues?



A comic store was tracking comic books sold. They recorded their sales in the bar graph below. Use their graph to answer the questions.



- 1) How many fewer issues of Batman were sold than issues of Superman?
- 2) How many more issues of Iron Man were sold than issues of X-Men?
- 3) Which comic series sold the most issues?
- 4) Which comic series sold more, X-Men or Superman?
- 5) What is the difference in the number of Batman issues sold and the number of Iron Man issues sold?
- 6) What is the combined number of X-Men and Batman issues sold?
- 7) Which sold fewer, issues of Iron Man or issues of Superman?
- 8) What is the total number of issues sold for all the comics?
- 9) How many issues of Iron Man were sold?
- 10) Which comic series sold exactly 10 issues?

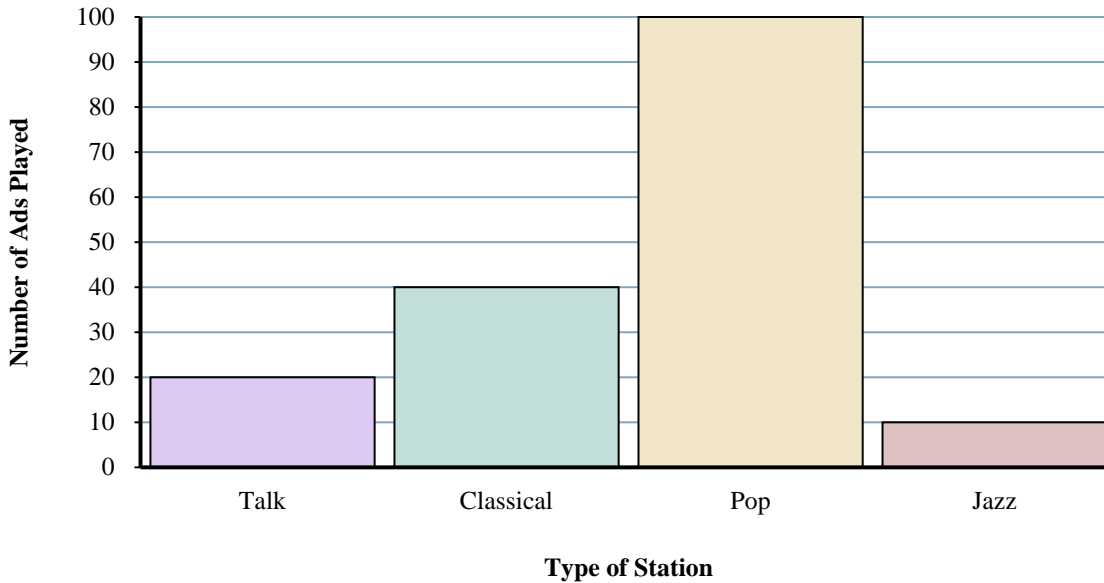
Answers

1. 60
2. 10
3. Superman
4. Superman
5. 40
6. 50
7. Iron Man
8. 170
9. 50
10. Batman



The bar graph below shows the number of ads played on different radio stations in a day. Use the graph to answer the questions.

Different Radio Stations



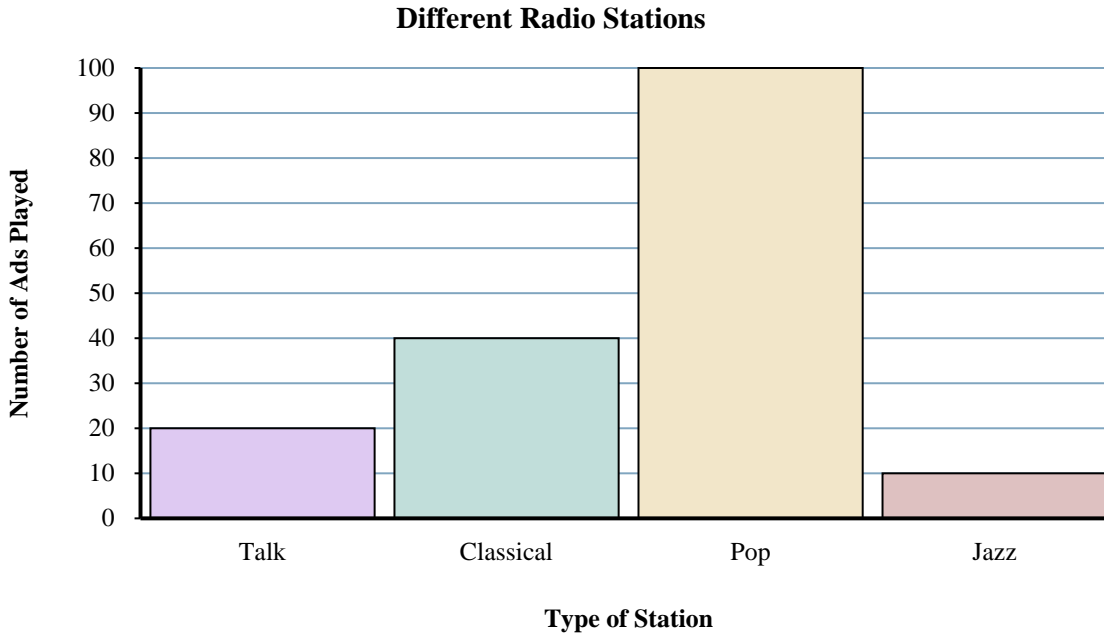
Answers

1. _____
2. _____
3. _____
4. _____
5. _____
6. _____
7. _____
8. _____
9. _____
10. _____

- 1) How many more ads did the classical station have than the talk station?
- 2) How many fewer ads did the jazz station have than the talk station?
- 3) What is the total number of ads on all the stations?
- 4) What is the combined number of ads played on the jazz station and the classical station?
- 5) Which station had the most ads?
- 6) How many ads were on the pop station?
- 7) Were there more ads on the pop station or the classical station?
- 8) Which station had exactly 10 ads?
- 9) Were there fewer ads on the pop station or the talk station?
- 10) Which station had the fewest ads?



The bar graph below shows the number of ads played on different radio stations in a day. Use the graph to answer the questions.



Answers

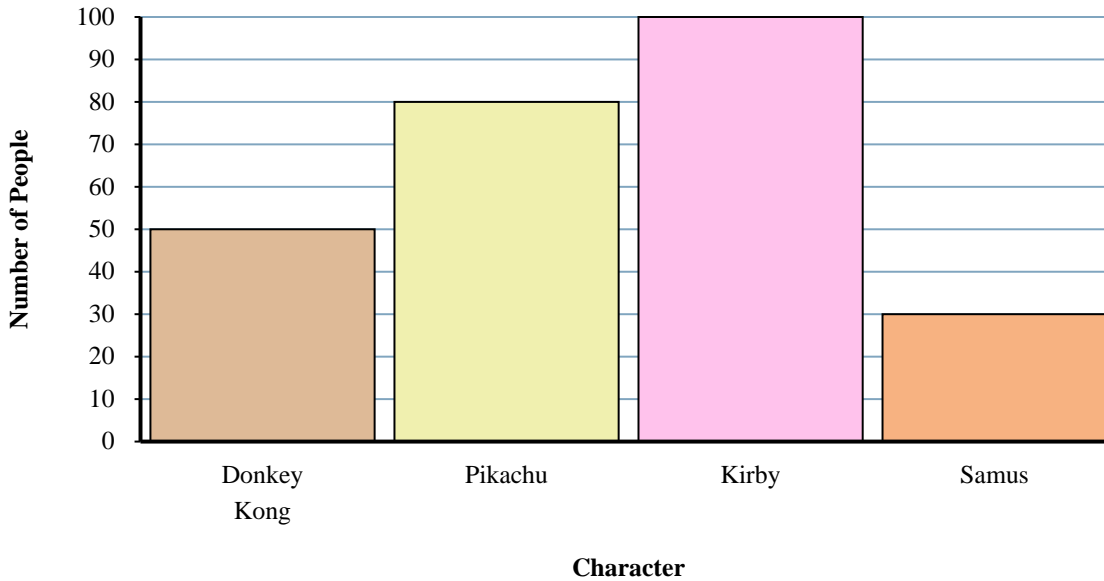
1. 20
2. 10
3. 170
4. 50
5. pop
6. 100
7. pop
8. jazz
9. talk
10. jazz

- 1) How many more ads did the classical station have than the talk station?
- 2) How many fewer ads did the jazz station have than the talk station?
- 3) What is the total number of ads on all the stations?
- 4) What is the combined number of ads played on the jazz station and the classical station?
- 5) Which station had the most ads?
- 6) How many ads were on the pop station?
- 7) Were there more ads on the pop station or the classical station?
- 8) Which station had exactly 10 ads?
- 9) Were there fewer ads on the pop station or the talk station?
- 10) Which station had the fewest ads?



A game website asked its viewers which game character was their favorite and recorded the answers in the bar graph below. Use their graph to answer the questions.

Favorite Game Characters



Answers

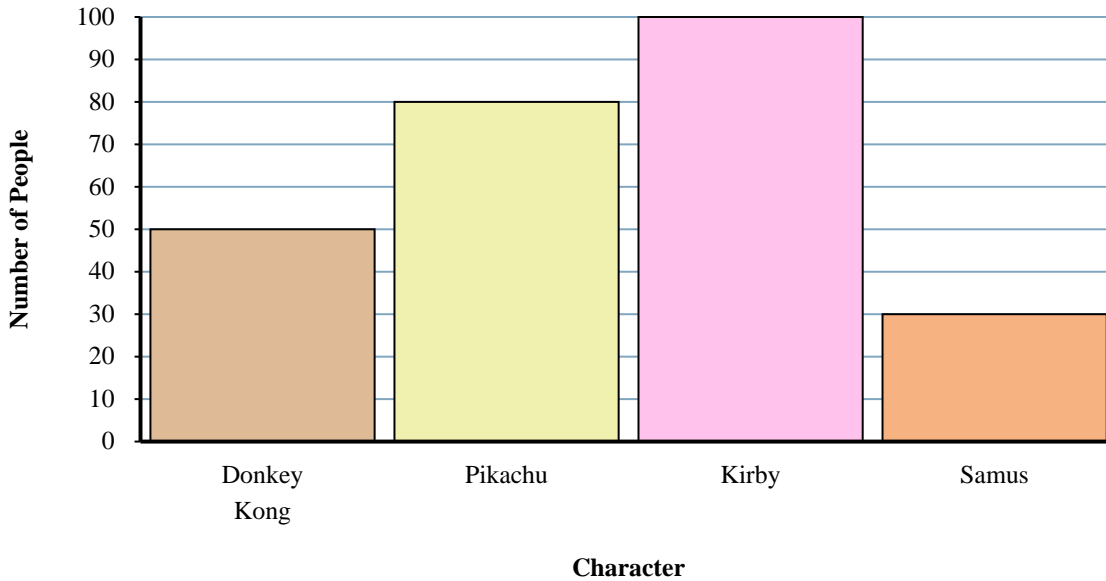
1. _____
2. _____
3. _____
4. _____
5. _____
6. _____
7. _____
8. _____
9. _____
10. _____

- 1) Which character did the fewest number of people say was their favorite?
- 2) Did more people like Kirby or Samus?
- 3) How many people liked Pikachu the best?
- 4) How many people total answered the poll?
- 5) Did fewer people like Samus or Pikachu?
- 6) How many fewer people liked Samus than liked Donkey Kong?
- 7) Which character did the largest number of people say was their favorite?
- 8) How many more people liked Pikachu than liked Donkey Kong?
- 9) What is the difference in the number of people who liked Donkey Kong and the number who liked Kirby?
- 10) Which character did exactly 100 people say was their favorite?



A game website asked its viewers which game character was their favorite and recorded the answers in the bar graph below. Use their graph to answer the questions.

Favorite Game Characters



Answers

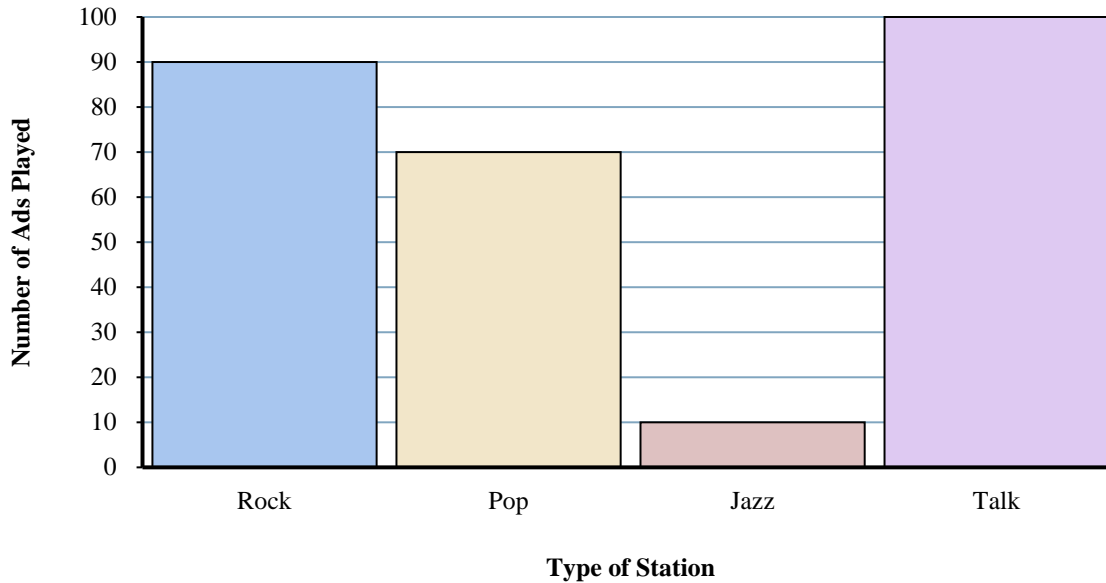
1. Samus
2. Kirby
3. 80
4. 260
5. Samus
6. 20
7. Kirby
8. 30
9. 50
10. Kirby

- 1) Which character did the fewest number of people say was their favorite?
- 2) Did more people like Kirby or Samus?
- 3) How many people liked Pikachu the best?
- 4) How many people total answered the poll?
- 5) Did fewer people like Samus or Pikachu?
- 6) How many fewer people liked Samus than liked Donkey Kong?
- 7) Which character did the largest number of people say was their favorite?
- 8) How many more people liked Pikachu than liked Donkey Kong?
- 9) What is the difference in the number of people who liked Donkey Kong and the number who liked Kirby?
- 10) Which character did exactly 100 people say was their favorite?



The bar graph below shows the number of ads played on different radio stations in a day. Use the graph to answer the questions.

Different Radio Stations



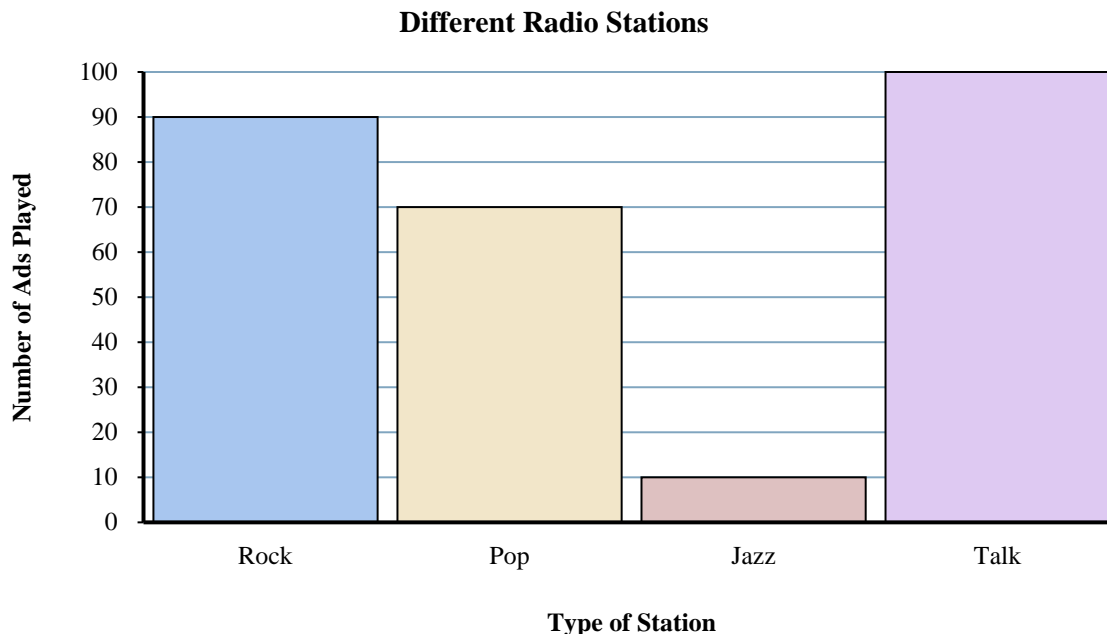
Answers

1. _____
2. _____
3. _____
4. _____
5. _____
6. _____
7. _____
8. _____
9. _____
10. _____

- 1) Were there more ads on the jazz station or the talk station?
- 2) What is the combined number of ads played on the pop station and the jazz station?
- 3) How many fewer ads did the pop station have than the talk station?
- 4) Which station had the most ads?
- 5) How many more ads did the rock station have than the pop station?
- 6) What is the difference in the number of ads played on the rock station and the number played on the talk station?
- 7) Were there fewer ads on the rock station or the jazz station?
- 8) How many ads were on the jazz station?
- 9) Which station had the fewest ads?
- 10) What is the total number of ads on all the stations?



The bar graph below shows the number of ads played on different radio stations in a day. Use the graph to answer the questions.



Answers

1. talk
2. 80
3. 30
4. talk
5. 20
6. 10
7. jazz
8. 10
9. jazz
10. 270

- 1) Were there more ads on the jazz station or the talk station?
- 2) What is the combined number of ads played on the pop station and the jazz station?
- 3) How many fewer ads did the pop station have than the talk station?
- 4) Which station had the most ads?
- 5) How many more ads did the rock station have than the pop station?
- 6) What is the difference in the number of ads played on the rock station and the number played on the talk station?
- 7) Were there fewer ads on the rock station or the jazz station?
- 8) How many ads were on the jazz station?
- 9) Which station had the fewest ads?
- 10) What is the total number of ads on all the stations?