



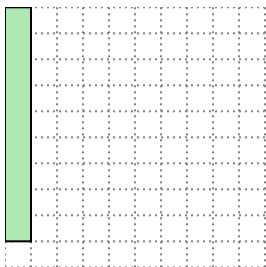


Solve each problem.



- 1) The rectangle below has the dimensions 1×10 . Create a rectangle with the same area, but a different perimeter.




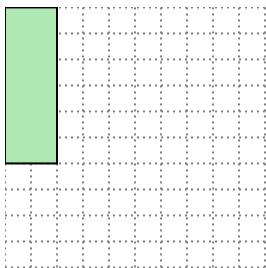
- 2) The rectangle below has the dimensions 1×9 . Create a rectangle with the same area, but a different perimeter.




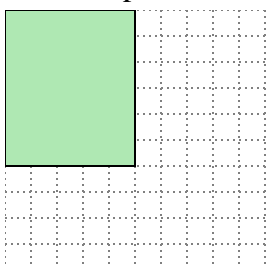
- 3) The rectangle below has the dimensions 4×10 . Create a rectangle with the same area, but a different perimeter.



- 4) The rectangle below has the dimensions 2×6 . Create a rectangle with the same area, but a different perimeter.



- 5) The rectangle below has the dimensions 5×6 . Create a rectangle with the same area, but a different perimeter.



Answers

1. _____

2. _____

3. _____



4. _____

5. _____

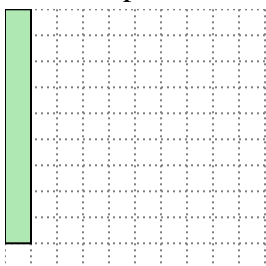


Solve each problem.



- 1) The rectangle below has the dimensions 1×10 . Create a rectangle with the same area, but a different perimeter.

 2×5


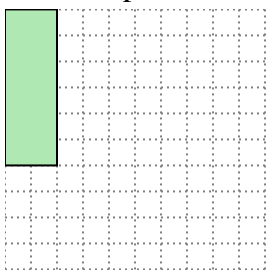
- 2) The rectangle below has the dimensions 1×9 . Create a rectangle with the same area, but a different perimeter.

 3×3


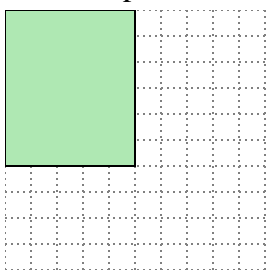
- 3) The rectangle below has the dimensions 4×10 . Create a rectangle with the same area, but a different perimeter.

 5×8

- 4) The rectangle below has the dimensions 2×6 . Create a rectangle with the same area, but a different perimeter.

 3×4

- 5) The rectangle below has the dimensions 5×6 . Create a rectangle with the same area, but a different perimeter.

 3×10 Answers1. 2×5 2. 3×3 3. 5×8 4. 3×4 5. 3×10



Solve each problem.

- 1) The rectangle below has the dimensions 2×9 . Create a rectangle with the same area, but a different perimeter.



- 2) The rectangle below has the dimensions 2×8 . Create a rectangle with the same area, but a different perimeter.




- 3) The rectangle below has the dimensions 5×6 . Create a rectangle with the same area, but a different perimeter.



- 4) The rectangle below has the dimensions 5×8 . Create a rectangle with the same area, but a different perimeter.



- 5) The rectangle below has the dimensions 2×4 . Create a rectangle with the same area, but a different perimeter.

**Answers**

1. _____

2. _____

3. _____

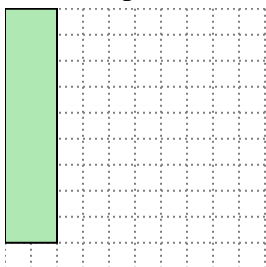
4. _____

5. _____



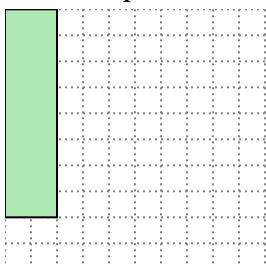
Solve each problem.

- 1) The rectangle below has the dimensions 2×9 . Create a rectangle with the same area, but a different perimeter.



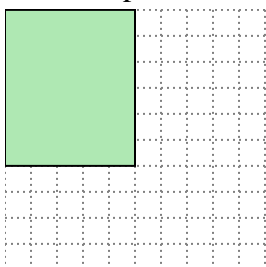
3×6

- 2) The rectangle below has the dimensions 2×8 . Create a rectangle with the same area, but a different perimeter.



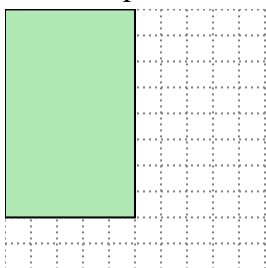
4×4

- 3) The rectangle below has the dimensions 5×6 . Create a rectangle with the same area, but a different perimeter.




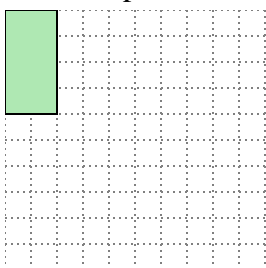
3×10

- 4) The rectangle below has the dimensions 5×8 . Create a rectangle with the same area, but a different perimeter.



4×10

- 5) The rectangle below has the dimensions 2×4 . Create a rectangle with the same area, but a different perimeter.



1×8

Answers

1. 3×6

2. 4×4

3. 3×10

4. 4×10

5. 1×8



Solve each problem.

- 1) The rectangle below has the dimensions 1×8 . Create a rectangle with the same area, but a different perimeter.



- 2) The rectangle below has the dimensions 3×4 . Create a rectangle with the same area, but a different perimeter.




- 3) The rectangle below has the dimensions 4×5 . Create a rectangle with the same area, but a different perimeter.



- 4) The rectangle below has the dimensions 2×5 . Create a rectangle with the same area, but a different perimeter.



- 5) The rectangle below has the dimensions 1×4 . Create a rectangle with the same area, but a different perimeter.



Answers

1. _____

2. _____

3. _____

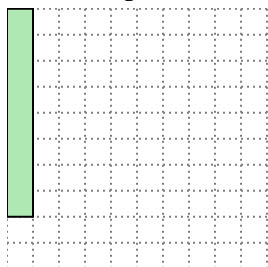
4. _____

5. _____

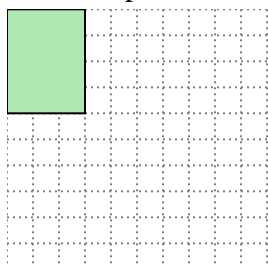


Solve each problem.

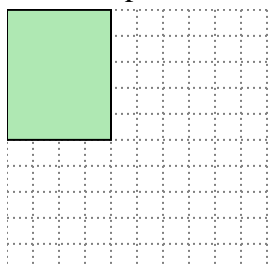
- 1) The rectangle below has the dimensions 1×8 . Create a rectangle with the same area, but a different perimeter.




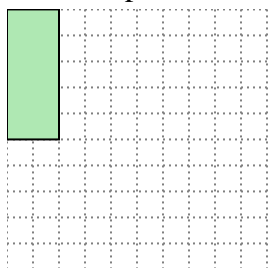
- 2) The rectangle below has the dimensions 3×4 . Create a rectangle with the same area, but a different perimeter.



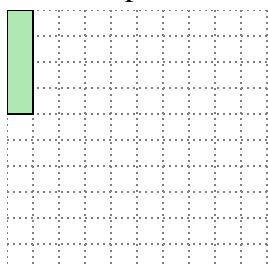
- 3) The rectangle below has the dimensions 4×5 . Create a rectangle with the same area, but a different perimeter.



- 4) The rectangle below has the dimensions 2×5 . Create a rectangle with the same area, but a different perimeter.





- 5) The rectangle below has the dimensions 1×4 . Create a rectangle with the same area, but a different perimeter.

**Answers**1. 2x42. 2x63. 2x104. 1x105. 2x2

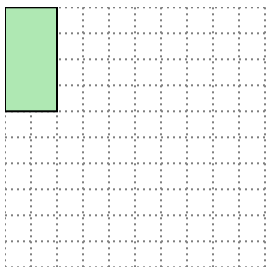


Solve each problem.


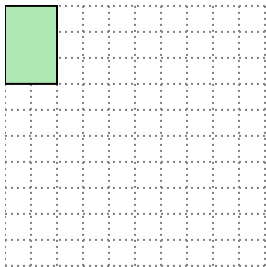
- 1) The rectangle below has the dimensions 1×10 . Create a rectangle with the same area, but a different perimeter.




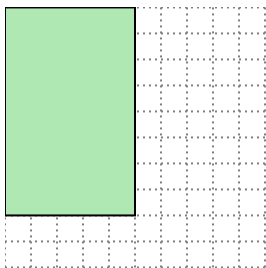
- 2) The rectangle below has the dimensions 2×4 . Create a rectangle with the same area, but a different perimeter.




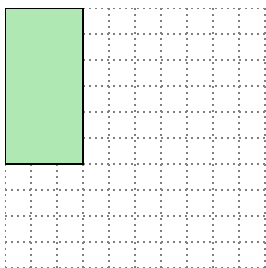
- 3) The rectangle below has the dimensions 2×3 . Create a rectangle with the same area, but a different perimeter.



- 4) The rectangle below has the dimensions 5×8 . Create a rectangle with the same area, but a different perimeter.



- 5) The rectangle below has the dimensions 3×6 . Create a rectangle with the same area, but a different perimeter.

**Answers**

1. _____

2. _____

3. _____

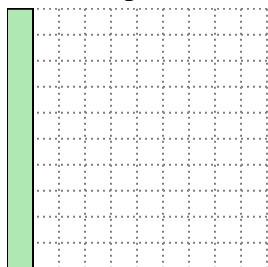
4. _____

5. _____

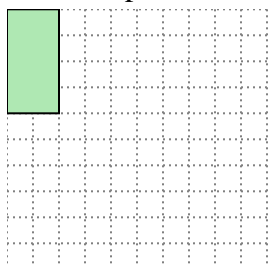


Solve each problem.


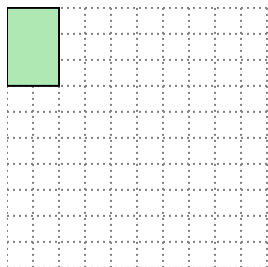
- 1) The rectangle below has the dimensions 1×10 . Create a rectangle with the same area, but a different perimeter.

 2×5

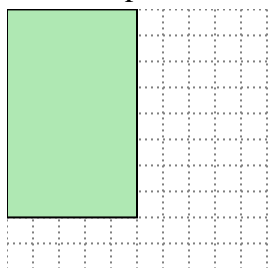
- 2) The rectangle below has the dimensions 2×4 . Create a rectangle with the same area, but a different perimeter.

 1×8


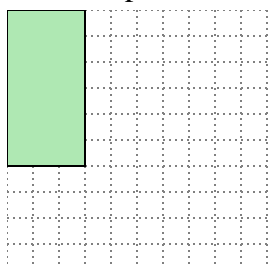
- 3) The rectangle below has the dimensions 2×3 . Create a rectangle with the same area, but a different perimeter.

 1×6

- 4) The rectangle below has the dimensions 5×8 . Create a rectangle with the same area, but a different perimeter.

 4×10


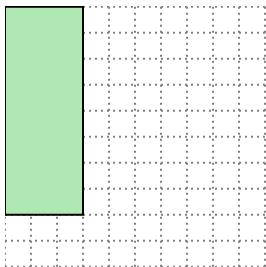
- 5) The rectangle below has the dimensions 3×6 . Create a rectangle with the same area, but a different perimeter.

 2×9 Answers1. 2×5 2. 1×8 3. 1×6 4. 4×10 5. 2×9

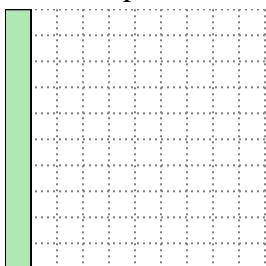


Solve each problem.


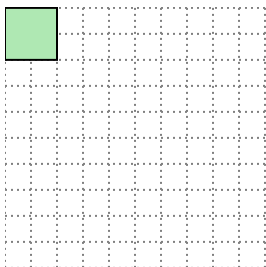
- 1) The rectangle below has the dimensions 3×8 . Create a rectangle with the same area, but a different perimeter.



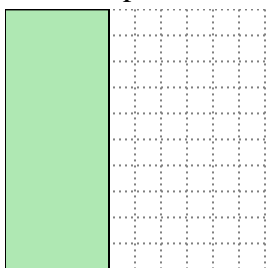
- 2) The rectangle below has the dimensions 1×10 . Create a rectangle with the same area, but a different perimeter.




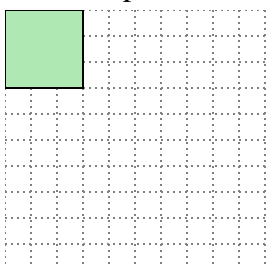
- 3) The rectangle below has the dimensions 2×2 . Create a rectangle with the same area, but a different perimeter.



- 4) The rectangle below has the dimensions 4×10 . Create a rectangle with the same area, but a different perimeter.



- 5) The rectangle below has the dimensions 3×3 . Create a rectangle with the same area, but a different perimeter.

**Answers**

1. _____

2. _____

3. _____

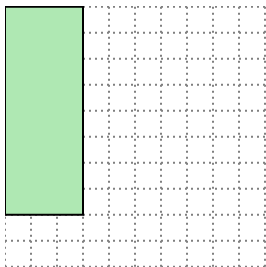
4. _____

5. _____




Solve each problem.

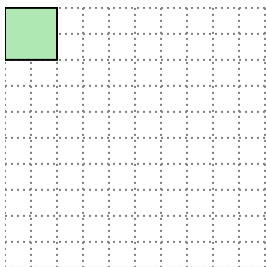
- 1) The rectangle below has the dimensions 3×8 . Create a rectangle with the same area, but a different perimeter.




- 2) The rectangle below has the dimensions 1×10 . Create a rectangle with the same area, but a different perimeter.



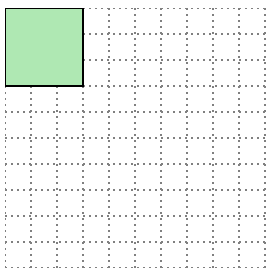
- 3) The rectangle below has the dimensions 2×2 . Create a rectangle with the same area, but a different perimeter.



- 4) The rectangle below has the dimensions 4×10 . Create a rectangle with the same area, but a different perimeter.



- 5) The rectangle below has the dimensions 3×3 . Create a rectangle with the same area, but a different perimeter.



Answers

1. 4x6

2. 2x5

3. 1x4

4. 5x8

5. 1x9



Solve each problem.

- 1) The rectangle below has the dimensions 3×6 . Create a rectangle with the same area, but a different perimeter.



- 2) The rectangle below has the dimensions 4×9 . Create a rectangle with the same area, but a different perimeter.



- 3) The rectangle below has the dimensions 3×8 . Create a rectangle with the same area, but a different perimeter.



- 4) The rectangle below has the dimensions 1×8 . Create a rectangle with the same area, but a different perimeter.



- 5) The rectangle below has the dimensions 2×3 . Create a rectangle with the same area, but a different perimeter.



Answers

1. _____

2. _____

3. _____

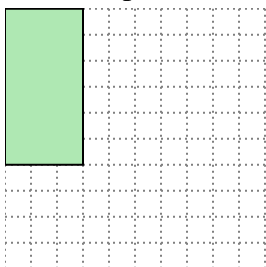
4. _____

5. _____

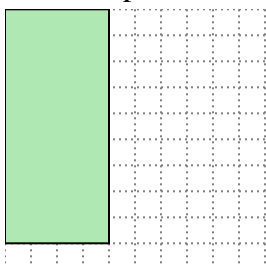


Solve each problem.

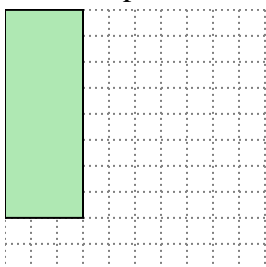
- 1) The rectangle below has the dimensions 3×6 . Create a rectangle with the same area, but a different perimeter.



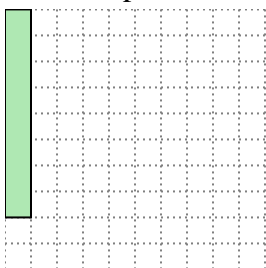
- 2) The rectangle below has the dimensions 4×9 . Create a rectangle with the same area, but a different perimeter.



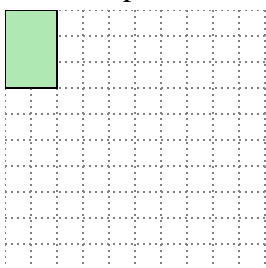
- 3) The rectangle below has the dimensions 3×8 . Create a rectangle with the same area, but a different perimeter.



- 4) The rectangle below has the dimensions 1×8 . Create a rectangle with the same area, but a different perimeter.




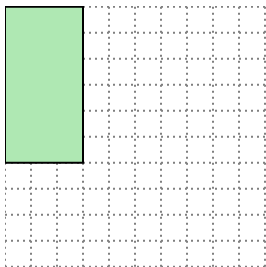
- 5) The rectangle below has the dimensions 2×3 . Create a rectangle with the same area, but a different perimeter.

Answers1. 2x92. 6x63. 4x64. 2x45. 1x6

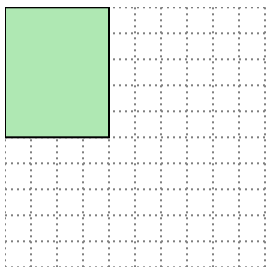


Solve each problem.



- 1) The rectangle below has the dimensions 3×6 . Create a rectangle with the same area, but a different perimeter.




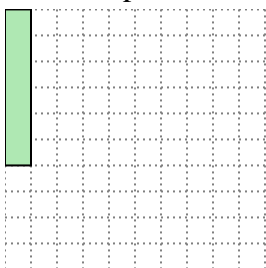
- 2) The rectangle below has the dimensions 4×5 . Create a rectangle with the same area, but a different perimeter.




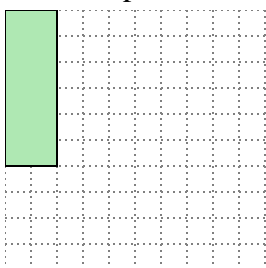
- 3) The rectangle below has the dimensions 3×10 . Create a rectangle with the same area, but a different perimeter.



- 4) The rectangle below has the dimensions 1×6 . Create a rectangle with the same area, but a different perimeter.



- 5) The rectangle below has the dimensions 2×6 . Create a rectangle with the same area, but a different perimeter.



Answers

1. _____

2. _____

3. _____


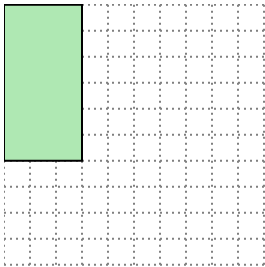
4. _____

5. _____


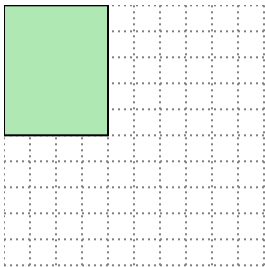


Solve each problem.


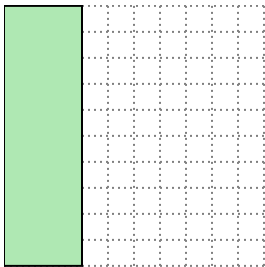
- 1) The rectangle below has the dimensions 3×6 . Create a rectangle with the same area, but a different perimeter.

 2×9


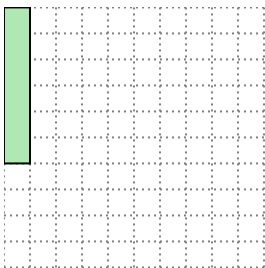
- 2) The rectangle below has the dimensions 4×5 . Create a rectangle with the same area, but a different perimeter.

 2×10


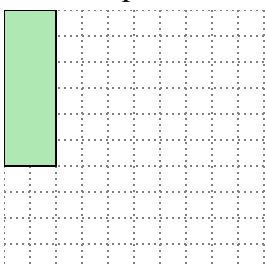
- 3) The rectangle below has the dimensions 3×10 . Create a rectangle with the same area, but a different perimeter.

 5×6

- 4) The rectangle below has the dimensions 1×6 . Create a rectangle with the same area, but a different perimeter.

 2×3

- 5) The rectangle below has the dimensions 2×6 . Create a rectangle with the same area, but a different perimeter.

 3×4 Answers1. 2×9 2. 2×10 3. 5×6 4. 2×3 5. 3×4



Solve each problem.

- 1) The rectangle below has the dimensions 2×6 . Create a rectangle with the same area, but a different perimeter.



- 2) The rectangle below has the dimensions 2×2 . Create a rectangle with the same area, but a different perimeter.



- 3) The rectangle below has the dimensions 2×3 . Create a rectangle with the same area, but a different perimeter.



- 4) The rectangle below has the dimensions 5×8 . Create a rectangle with the same area, but a different perimeter.



- 5) The rectangle below has the dimensions 3×8 . Create a rectangle with the same area, but a different perimeter.

**Answers**

1. _____

2. _____

3. _____


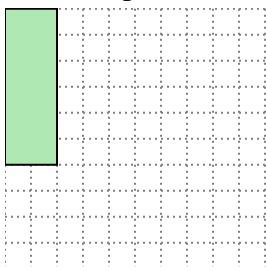
4. _____

5. _____

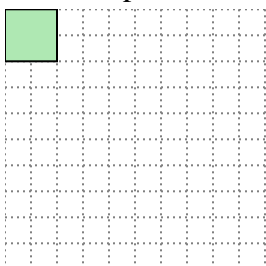


Solve each problem.

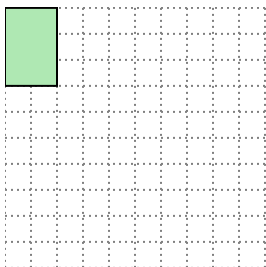
- 1) The rectangle below has the dimensions 2×6 . Create a rectangle with the same area, but a different perimeter.




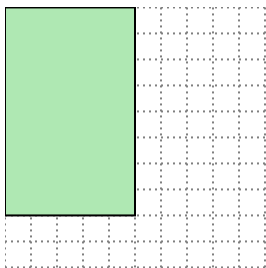
- 2) The rectangle below has the dimensions 2×2 . Create a rectangle with the same area, but a different perimeter.



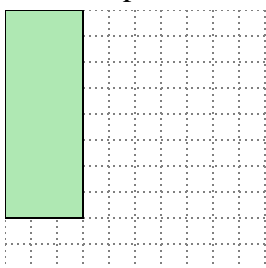
- 3) The rectangle below has the dimensions 2×3 . Create a rectangle with the same area, but a different perimeter.



- 4) The rectangle below has the dimensions 5×8 . Create a rectangle with the same area, but a different perimeter.



- 5) The rectangle below has the dimensions 3×8 . Create a rectangle with the same area, but a different perimeter.

**Answers**1. 3x42. 1x43. 1x64. 4x105. 4x6



Solve each problem.

- 1) The rectangle below has the dimensions 4×10 . Create a rectangle with the same area, but a different perimeter.



- 2) The rectangle below has the dimensions 3×3 . Create a rectangle with the same area, but a different perimeter.



- 3) The rectangle below has the dimensions 3×6 . Create a rectangle with the same area, but a different perimeter.



- 4) The rectangle below has the dimensions 2×8 . Create a rectangle with the same area, but a different perimeter.



- 5) The rectangle below has the dimensions 2×4 . Create a rectangle with the same area, but a different perimeter.



Answers

1. _____

2. _____

3. _____


4. _____

5. _____



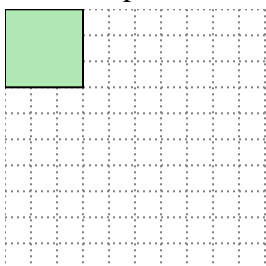
Solve each problem.

- 1) The rectangle below has the dimensions 4×10 . Create a rectangle with the same area, but a different perimeter.




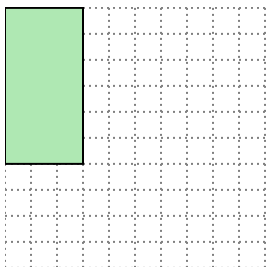
5×8

- 2) The rectangle below has the dimensions 3×3 . Create a rectangle with the same area, but a different perimeter.



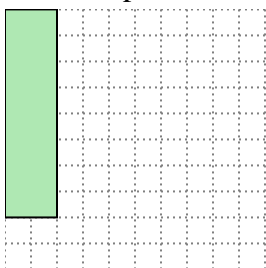
1×9

- 3) The rectangle below has the dimensions 3×6 . Create a rectangle with the same area, but a different perimeter.




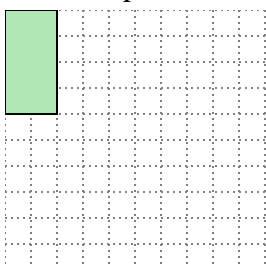
2×9

- 4) The rectangle below has the dimensions 2×8 . Create a rectangle with the same area, but a different perimeter.



4×4

- 5) The rectangle below has the dimensions 2×4 . Create a rectangle with the same area, but a different perimeter.



1×8

Answers

1. 5×8

2. 1×9

3. 2×9


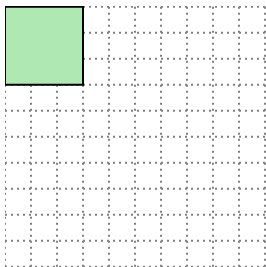
4. 4×4

5. 1×8

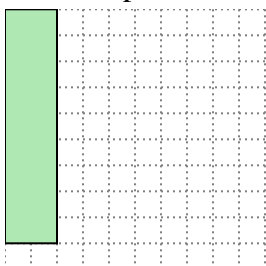


Solve each problem.


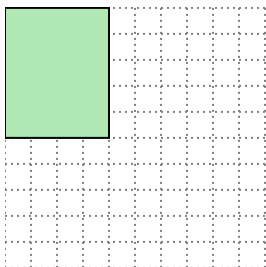
- 1) The rectangle below has the dimensions 3×3 . Create a rectangle with the same area, but a different perimeter.




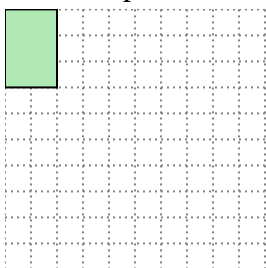
- 2) The rectangle below has the dimensions 2×9 . Create a rectangle with the same area, but a different perimeter.




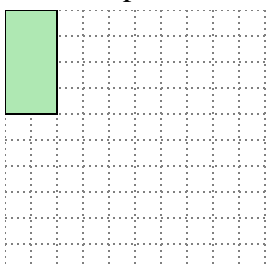
- 3) The rectangle below has the dimensions 4×5 . Create a rectangle with the same area, but a different perimeter.



- 4) The rectangle below has the dimensions 2×3 . Create a rectangle with the same area, but a different perimeter.



- 5) The rectangle below has the dimensions 2×4 . Create a rectangle with the same area, but a different perimeter.



Answers

1. _____

2. _____

3. _____

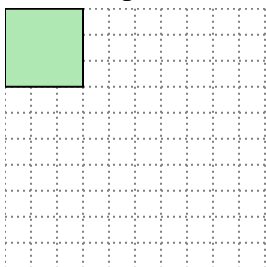
4. _____

5. _____



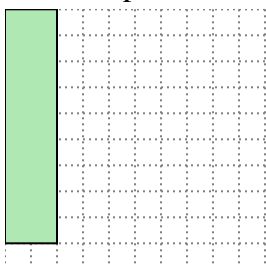
Solve each problem.

- 1) The rectangle below has the dimensions 3×3 . Create a rectangle with the same area, but a different perimeter.




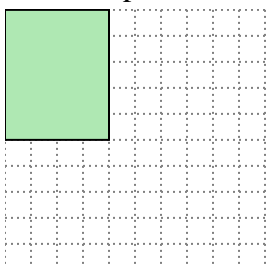
1×9

- 2) The rectangle below has the dimensions 2×9 . Create a rectangle with the same area, but a different perimeter.



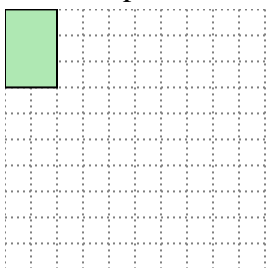
3×6

- 3) The rectangle below has the dimensions 4×5 . Create a rectangle with the same area, but a different perimeter.




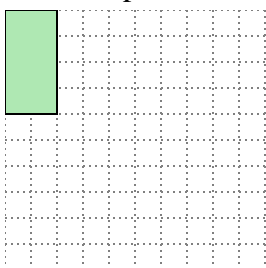
2×10

- 4) The rectangle below has the dimensions 2×3 . Create a rectangle with the same area, but a different perimeter.



1×6

- 5) The rectangle below has the dimensions 2×4 . Create a rectangle with the same area, but a different perimeter.



1×8

Answers

1. 1×9

2. 3×6

3. 2×10

4. 1×6

5. 1×8