



Solve each problem.

- 1) The rectangle below has the dimensions  $1 \times 10$ . Create a rectangle with the same area, but a different perimeter.



- 2) The rectangle below has the dimensions  $1 \times 9$ . Create a rectangle with the same area, but a different perimeter.




- 3) The rectangle below has the dimensions  $4 \times 10$ . Create a rectangle with the same area, but a different perimeter.



- 4) The rectangle below has the dimensions  $2 \times 6$ . Create a rectangle with the same area, but a different perimeter.



- 5) The rectangle below has the dimensions  $5 \times 6$ . Create a rectangle with the same area, but a different perimeter.

**Answers**

1. \_\_\_\_\_

2. \_\_\_\_\_

3. \_\_\_\_\_

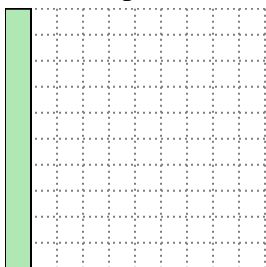
4. \_\_\_\_\_

5. \_\_\_\_\_


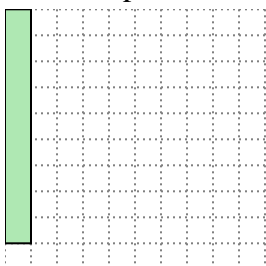


Solve each problem.



- 1) The rectangle below has the dimensions  $1 \times 10$ . Create a rectangle with the same area, but a different perimeter.



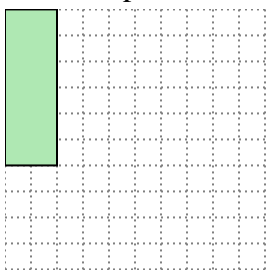
- 2) The rectangle below has the dimensions  $1 \times 9$ . Create a rectangle with the same area, but a different perimeter.




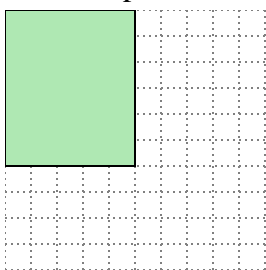
- 3) The rectangle below has the dimensions  $4 \times 10$ . Create a rectangle with the same area, but a different perimeter.



- 4) The rectangle below has the dimensions  $2 \times 6$ . Create a rectangle with the same area, but a different perimeter.



- 5) The rectangle below has the dimensions  $5 \times 6$ . Create a rectangle with the same area, but a different perimeter.

Answers1. 2x52. 3x33. 5x84. 3x45. 3x10