





Use the diagrams below to create a rectangle with the area/perimeter shown. Each

•—• = 1 unit(u). Answer with the length and height. Answers will vary.


1) Perimeter of 40 units.




2) Area of 18 square units.




3) Area of 45 square units.




4) Area of 7 square units.




5) Perimeter of 10 units.




6) Perimeter of 36 units.




7) Perimeter of 12 units.




8) Perimeter of 32 units.




9) Perimeter of 34 units.




10) Area of 64 square units.



11) Area of 14 square units.



12) Area of 72 square units.



Answers

1. \_\_\_\_\_ = 40u

2. \_\_\_\_\_ = 18u<sup>2</sup>

3. \_\_\_\_\_ = 45u<sup>2</sup>

4. \_\_\_\_\_ = 7u<sup>2</sup>

5. \_\_\_\_\_ = 10u

6. \_\_\_\_\_ = 36u

7. \_\_\_\_\_ = 12u

8. \_\_\_\_\_ = 32u

9. \_\_\_\_\_ = 34u

10. \_\_\_\_\_ = 64u<sup>2</sup>

11. \_\_\_\_\_ = 14u<sup>2</sup>


12. \_\_\_\_\_ = 72u<sup>2</sup>




Use the diagrams below to create a rectangle with the area/perimeter shown. Each

—•— = 1 unit(u). Answer with the length and height. Answers will vary.


1) Perimeter of 40 units.




2) Area of 18 square units.




3) Area of 45 square units.




4) Area of 7 square units.




5) Perimeter of 10 units.




6) Perimeter of 36 units.




7) Perimeter of 12 units.




8) Perimeter of 32 units.




9) Perimeter of 34 units.




10) Area of 64 square units.



11) Area of 14 square units.



12) Area of 72 square units.



Answers

1. — — = 40u

2. — — = 18u<sup>2</sup>

3. — — = 45u<sup>2</sup>

4. — — = 7u<sup>2</sup>

5. — — = 10u

6. — — = 36u

7. — — = 12u

8. — — = 32u

9. — — = 34u

10. — — = 64u<sup>2</sup>

11. — — = 14u<sup>2</sup>

12. — — = 72u<sup>2</sup>