





Use the diagrams below to create a rectangle with the area/perimeter shown. Each

•—• = 1 unit(u). Answer with the length and height. Answers will vary.


1) Perimeter of 6 units.




2) Perimeter of 34 units.




3) Perimeter of 14 units.




4) Perimeter of 22 units.




5) Area of 12 square units.




6) Area of 32 square units.




7) Area of 40 square units.




8) Area of 27 square units.




9) Area of 16 square units.




10) Perimeter of 38 units.



11) Perimeter of 10 units.



12) Perimeter of 36 units.



Answers

1. \_\_\_\_\_ = 6u

2. \_\_\_\_\_ = 34u

3. \_\_\_\_\_ = 14u

4. \_\_\_\_\_ = 22u

5. \_\_\_\_\_ = 12u<sup>2</sup>

6. \_\_\_\_\_ = 32u<sup>2</sup>

7. \_\_\_\_\_ = 40u<sup>2</sup>

8. \_\_\_\_\_ = 27u<sup>2</sup>

9. \_\_\_\_\_ = 16u<sup>2</sup>

10. \_\_\_\_\_ = 38u

11. \_\_\_\_\_ = 10u


12. \_\_\_\_\_ = 36u




Use the diagrams below to create a rectangle with the area/perimeter shown. Each

—• = 1 unit(u). Answer with the length and height. Answers will vary.


1) Perimeter of 6 units.




2) Perimeter of 34 units.




3) Perimeter of 14 units.




4) Perimeter of 22 units.




5) Area of 12 square units.




6) Area of 32 square units.




7) Area of 40 square units.




8) Area of 27 square units.




9) Area of 16 square units.




10) Perimeter of 38 units.



11) Perimeter of 10 units.



12) Perimeter of 36 units.



Answers

1. — — = 6u

2. — — = 34u

3. — — = 14u

4. — — = 22u

5. — — = 12u<sup>2</sup>

6. — — = 32u<sup>2</sup>

7. — — = 40u<sup>2</sup>

8. — — = 27u<sup>2</sup>

9. — — = 16u<sup>2</sup>

10. — — = 38u

11. — — = 10u

12. — — = 36u