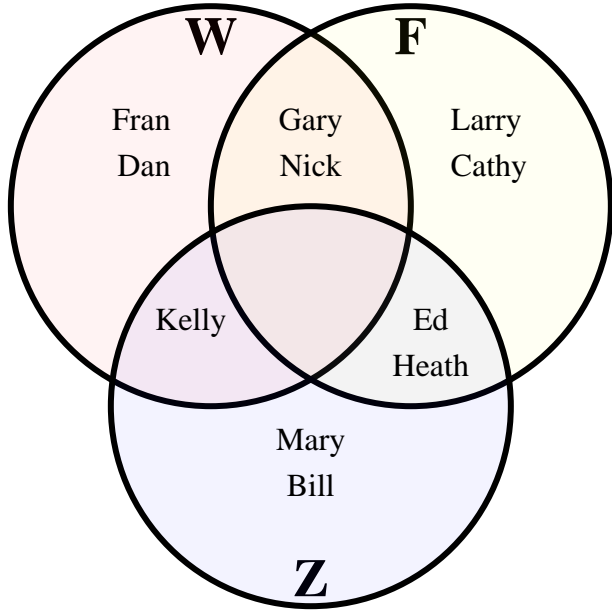




The diagram below shows the different places students had been in the last year. Water Park (W), Fair (F) and Zoo(Z). Use the diagram to answer the questions.



Answers

1. _____

2. _____

3. _____

4. _____

5. _____

6. _____

7. Line

8. Line

9. Line

10. Line

11. Line

12. Line

13. Line

1) How many people had been to the water park? _____

2) How many people had been to the fair? _____

3) How many people had been to the zoo? _____

4) How many people had ONLY been to the water park? _____

5) How many people had ONLY been to the fair? _____

6) How many people had ONLY been to the zoo? _____

7) $W \cup Z =$ _____

8) $Z \cap W =$ _____

9) $W - Z =$ _____

10) $(W \cap Z) - F =$ _____

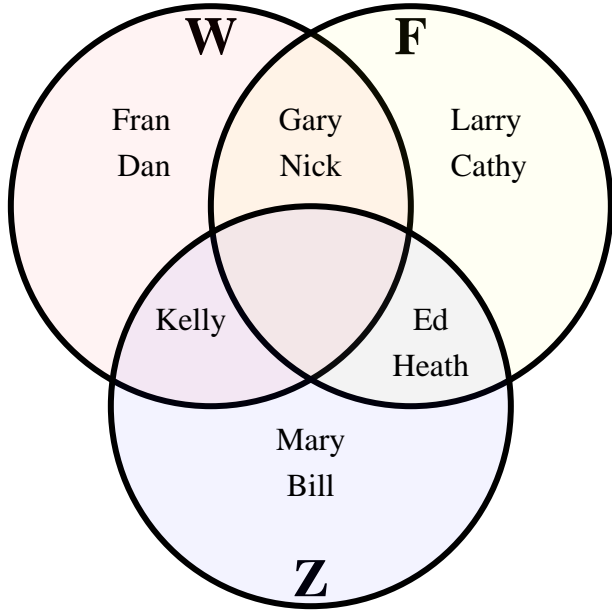
11) $(F \cup W) - Z =$ _____

12) $W =$ _____

13) $W \cap Z \cap F =$ _____



The diagram below shows the different places students had been in the last year. Water Park (W), Fair (F) and Zoo(Z). Use the diagram to answer the questions.



Answers

1. 5

2. 6

3. 5

4. 2

5. 2

6. 2

7. Line

8. Line

9. Line

10. Line

11. Line

12. Line

13. Line

1) How many people had been to the water park? 5

2) How many people had been to the fair? 6

3) How many people had been to the zoo? 5

4) How many people had ONLY been to the water park? 2

5) How many people had ONLY been to the fair? 2

6) How many people had ONLY been to the zoo? 2

7) $W \cup Z =$ {Bill, Dan, Ed, Fran, Gary, Heath, Kelly, Mary, Nick}

8) $Z \cap W =$ {Kelly}

9) $W - Z =$ {Dan, Fran, Gary, Nick}

10) $(W \cap Z) - F =$ {Kelly}

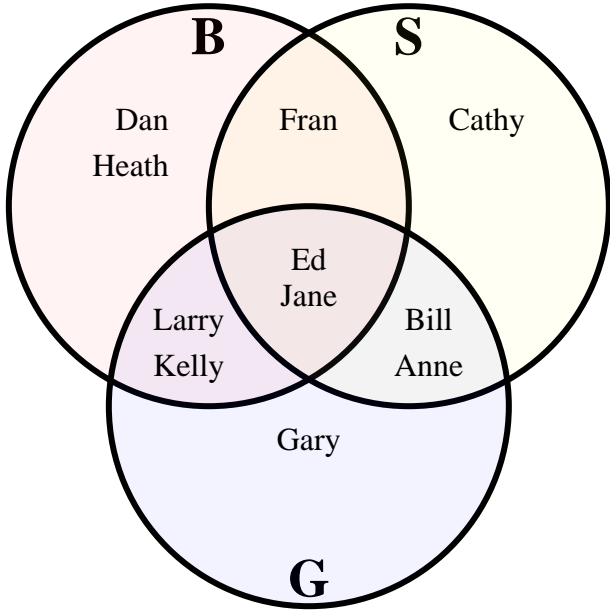
11) $(F \cup W) - Z =$ {Cathy, Dan, Fran, Gary, Larry, Nick}

12) $W =$ {Dan, Fran, Gary, Kelly, Nick}

13) $W \cap F \cap Z =$ {}



The diagram below shows the different sports students played. Baseball (B), Soccer (S) and Golf(G). Use the diagram to answer the questions.



Answers

1. _____

2. _____

3. _____

4. _____

5. _____

6. _____

7. Line

8. Line

9. Line

10. Line

11. Line

12. Line

13. Line

1) How many students played baseball? _____

2) How many students played soccer? _____

3) How many students played golf? _____

4) How many students played ONLY baseball? _____

5) How many students played ONLY soccer? _____

6) How many students played ONLY golf? _____

7) $G \cup B =$ _____

8) $G \cap S =$ _____

9) $G - B =$ _____

10) $(B \cap G) - S =$ _____

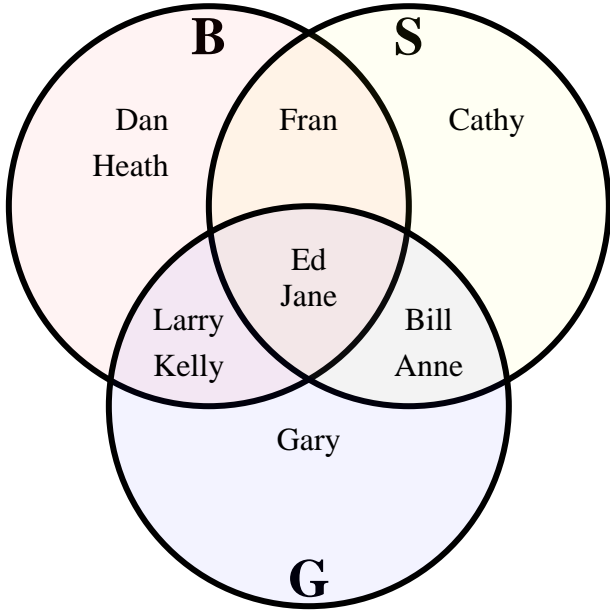
11) $(G \cup B) - S =$ _____

12) $S =$ _____

13) $BSG =$ _____



The diagram below shows the different sports students played. Baseball (B), Soccer (S) and Golf(G). Use the diagram to answer the questions.



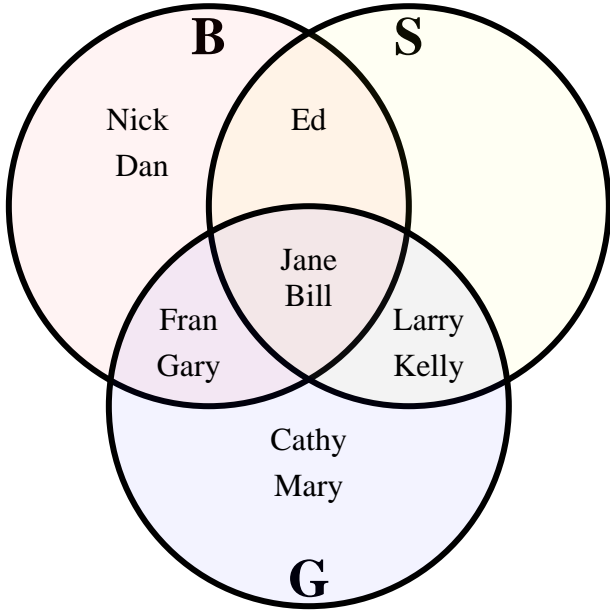
Answers

1. 7
2. 6
3. 7
4. 2
5. 1
6. 1
7. Line
8. Line
9. Line
10. Line
11. Line
12. Line
13. Line

- 1) How many students played baseball? 7
- 2) How many students played soccer? 6
- 3) How many students played golf? 7
- 4) How many students played ONLY baseball? 2
- 5) How many students played ONLY soccer? 1
- 6) How many students played ONLY golf? 1
- 7) $G \cup B =$ {Anne, Bill, Dan, Ed, Fran, Gary, Heath, Jane, Kelly, Larry}
- 8) $G \cap S =$ {Anne, Bill, Ed, Jane}
- 9) $G - B =$ {Anne, Bill, Gary}
- 10) $(B \cap G) - S =$ {Kelly, Larry}
- 11) $(G \cup B) - S =$ {Dan, Gary, Heath, Kelly, Larry}
- 12) $S =$ {Anne, Bill, Cathy, Ed, Fran, Jane}
- 13) $B \cap S \cap G =$ {Ed, Jane}



The diagram below shows the different sports students played. Baseball (B), Soccer (S) and Golf(G). Use the diagram to answer the questions.



Answers

1. _____

2. _____

3. _____

4. _____

5. _____

6. _____

7. Line

8. Line

9. Line

10. Line

11. Line

12. Line

13. Line

1) How many students played baseball? _____

2) How many students played soccer? _____

3) How many students played golf? _____

4) How many students played ONLY baseball? _____

5) How many students played ONLY soccer? _____

6) How many students played ONLY golf? _____

7) $S \cup B =$ _____

8) $G \cap S =$ _____

9) $B - G =$ _____

10) $(G \cap S) - B =$ _____

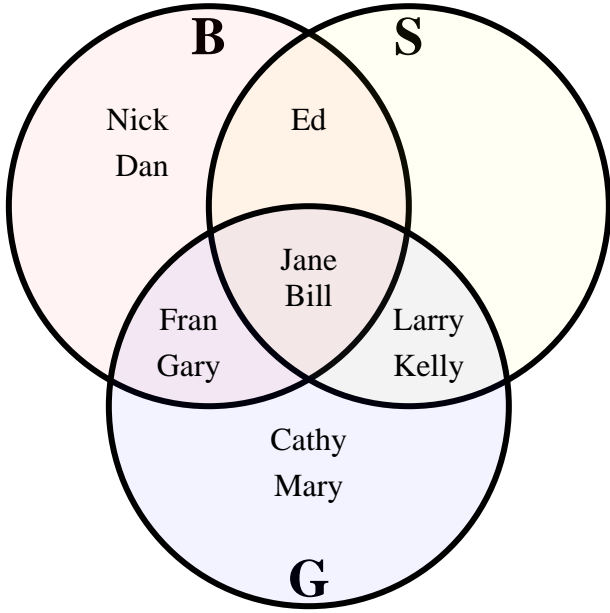
11) $(B \cup S) - G =$ _____

12) $B =$ _____

13) $B \cap G \cap S =$ _____



The diagram below shows the different sports students played. Baseball (B), Soccer (S) and Golf(G). Use the diagram to answer the questions.



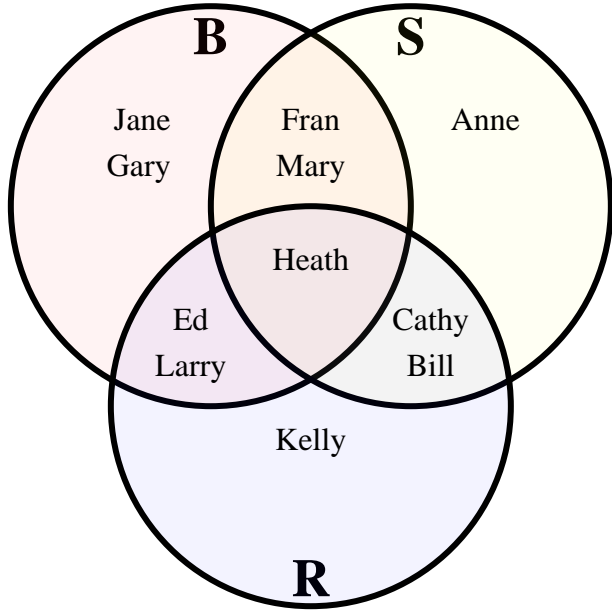
Answers

1. 7
2. 5
3. 8
4. 2
5. 0
6. 2
7. Line
8. Line
9. Line
10. Line
11. Line
12. Line
13. Line

- 1) How many students played baseball? 7
- 2) How many students played soccer? 5
- 3) How many students played golf? 8
- 4) How many students played ONLY baseball? 2
- 5) How many students played ONLY soccer? 0
- 6) How many students played ONLY golf? 2
- 7) $S \cup B =$ {Bill, Dan, Ed, Fran, Gary, Jane, Kelly, Larry, Nick}
- 8) $G \cap S =$ {Bill, Jane, Kelly, Larry}
- 9) $B - G =$ {Dan, Ed, Nick}
- 10) $(G \cap S) - B =$ {Kelly, Larry}
- 11) $(B \cup S) - G =$ {Dan, Ed, Nick}
- 12) $B =$ {Bill, Dan, Ed, Fran, Gary, Jane, Nick}
- 13) $B \cap G =$ {Bill, Jane}



The diagram below shows the different transportation students had. Bike (B), Scooter (S) and Roller Blades(R). Use the diagram to answer the questions.



Answers

1. _____

2. _____

3. _____

4. _____

5. _____

6. _____

7. Line

8. Line

9. Line

10. Line

11. Line

12. Line

13. Line

1) How many people had a bike? _____

2) How many people had a scooter? _____

3) How many people had roller blades? _____

4) How many people had ONLY a bike? _____

5) How many people had ONLY a scooter? _____

6) How many people had ONLY roller blades? _____

7) $R \cup S =$ _____

8) $S \cap B =$ _____

9) $S - R =$ _____

10) $(S \cap B) - R =$ _____

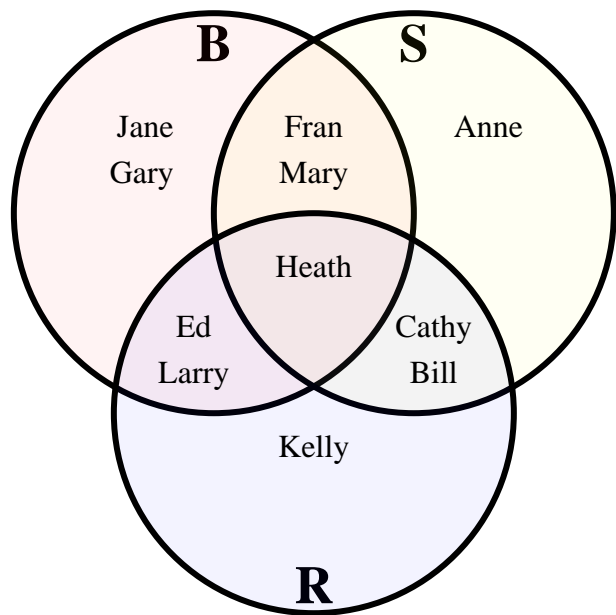
11) $(B \cup S) - R =$ _____

12) $S =$ _____

13) $R \cap S =$ _____



The diagram below shows the different transportation students had. Bike (B), Scooter (S) and Roller Blades(R). Use the diagram to answer the questions.



Answers

1. 7

2. 6

3. 6

4. 2

5. 1

6. 1

7. Line

8. Line

9. Line

10. Line

11. Line

12. Line

13. Line

1) How many people had a bike? 7

2) How many people had a scooter? 6

3) How many people had roller blades? 6

4) How many people had ONLY a bike? 2

5) How many people had ONLY a scooter? 1

6) How many people had ONLY roller blades? 1

7) $R \cup S =$ {Anne, Bill, Cathy, Ed, Fran, Heath, Kelly, Larry, Mary}

8) $S \cap B =$ {Fran, Heath, Mary}

9) $S - R =$ {Anne, Fran, Mary}

10) $(S \cap B) - R =$ {Fran, Mary}

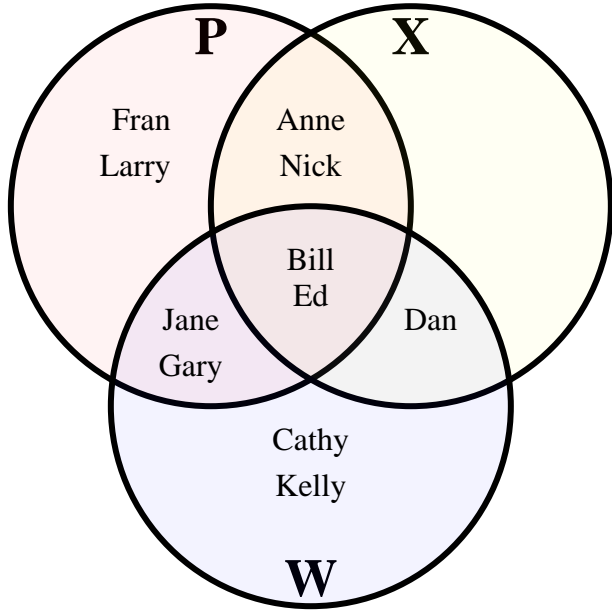
11) $(B \cup S) - R =$ {Anne, Fran, Gary, Jane, Mary}

12) $S =$ {Anne, Bill, Cathy, Fran, Heath, Mary}

13) $R \cap S =$ {Heath}



The diagram below shows which game console students own. Playstation (P), Xbox (X) and WiiU(W). Use the diagram to answer the questions.



Answers

1. _____

2. _____

3. _____

4. _____

5. _____

6. _____

7. Line

8. Line

9. Line

10. Line

11. Line

12. Line

13. Line

1) How many people owned a Playstation? _____

2) How many people owned a Xbox? _____

3) How many people owned a WiiU? _____

4) How many people owned ONLY a Playstation? _____

5) How many people owned ONLY a Xbox? _____

6) How many people owned ONLY a WiiU? _____

7) $P \cup X =$ _____

8) $W \cap X =$ _____

9) $W - X =$ _____

10) $(P \cap W) - X =$ _____

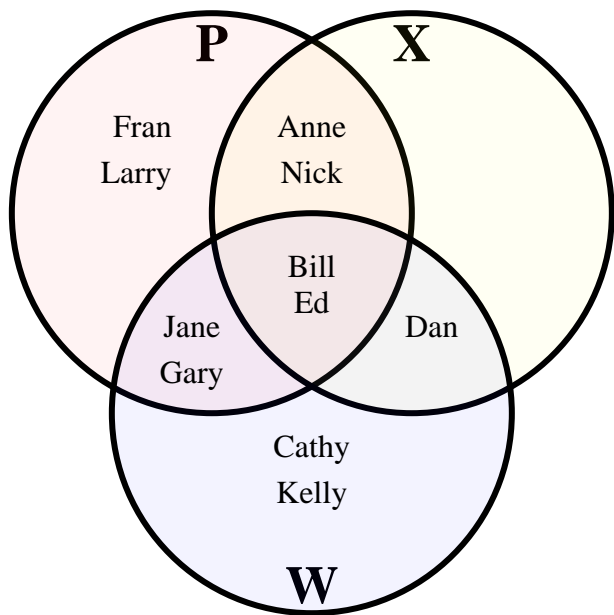
11) $(W \cup X) - P =$ _____

12) $X =$ _____

13) $P \times W =$ _____



The diagram below shows which game console students own. Playstation (P), Xbox (X) and WiiU(W). Use the diagram to answer the questions.



Answers

1. 8

2. 5

3. 7

4. 2

5. 0

6. 2

7. Line

8. Line

9. Line

10. Line

11. Line

12. Line

13. Line

1) How many people owned a Playstation? 8

2) How many people owned a Xbox? 5

3) How many people owned a WiiU? 7

4) How many people owned ONLY a Playstation? 2

5) How many people owned ONLY a Xbox? 0

6) How many people owned ONLY a WiiU? 2

7) $P \cup X =$ {Anne, Bill, Dan, Ed, Fran, Gary, Jane, Larry, Nick}

8) $W \cap X =$ {Bill, Dan, Ed}

9) $W - X =$ {Cathy, Gary, Jane, Kelly}

10) $(P \cap W) - X =$ {Gary, Jane}

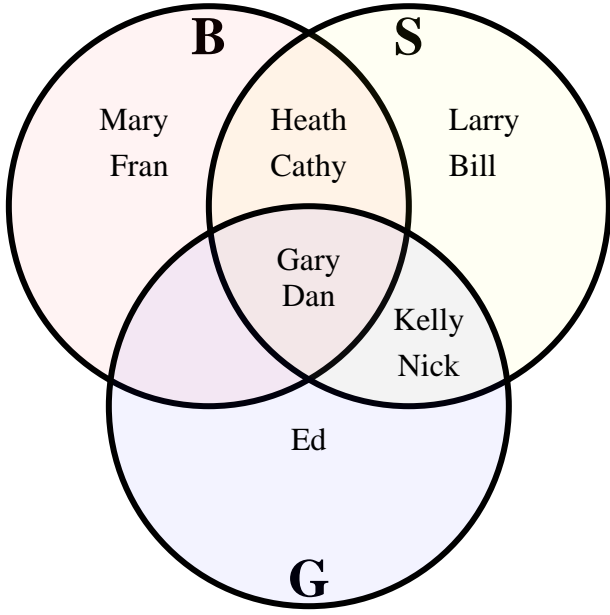
11) $(W \cup X) - P =$ {Cathy, Dan, Kelly}

12) $X =$ {Anne, Bill, Dan, Ed, Nick}

13) $P \cap X \cap W =$ {Bill, Ed}



The diagram below shows the different sports students played. Baseball (B), Soccer (S) and Golf(G). Use the diagram to answer the questions.



Answers

1. _____

2. _____

3. _____

4. _____

5. _____

6. _____

7. Line

8. Line

9. Line

10. Line

11. Line

12. Line

13. Line

1) How many students played baseball? _____

2) How many students played soccer? _____

3) How many students played golf? _____

4) How many students played ONLY baseball? _____

5) How many students played ONLY soccer? _____

6) How many students played ONLY golf? _____

7) $B \cup S =$ _____

8) $S \cap G =$ _____

9) $B - G =$ _____

10) $(B \cap G) - S =$ _____

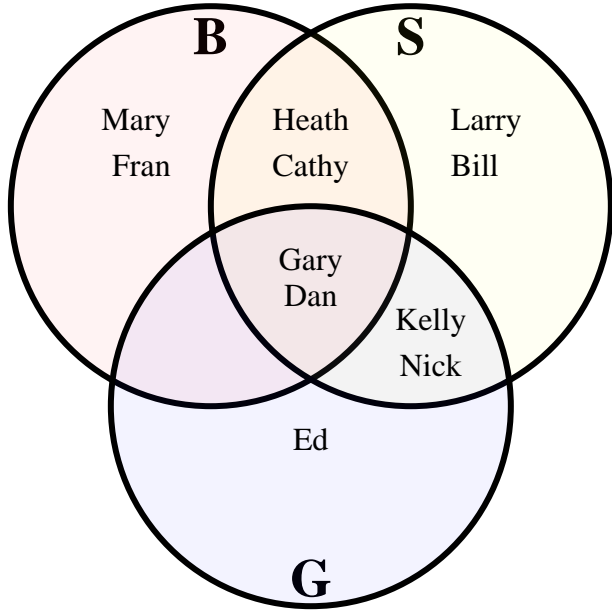
11) $(B \cup G) - S =$ _____

12) $B =$ _____

13) $GBS =$ _____



The diagram below shows the different sports students played. Baseball (B), Soccer (S) and Golf(G). Use the diagram to answer the questions.



Answers

1. 6

2. 8

3. 5

4. 2

5. 2

6. 1

7. Line

8. Line

9. Line

10. Line

11. Line

12. Line

13. Line

1) How many students played baseball? 6

2) How many students played soccer? 8

3) How many students played golf? 5

4) How many students played ONLY baseball? 2

5) How many students played ONLY soccer? 2

6) How many students played ONLY golf? 1

7) $B \cup S =$ {Bill, Cathy, Dan, Fran, Gary, Heath, Kelly, Larry, Mary, Nick}

8) $S \cap G =$ {Dan, Gary, Kelly, Nick}

9) $B - G =$ {Cathy, Fran, Heath, Mary}

10) $(B \cap G) - S =$ {}

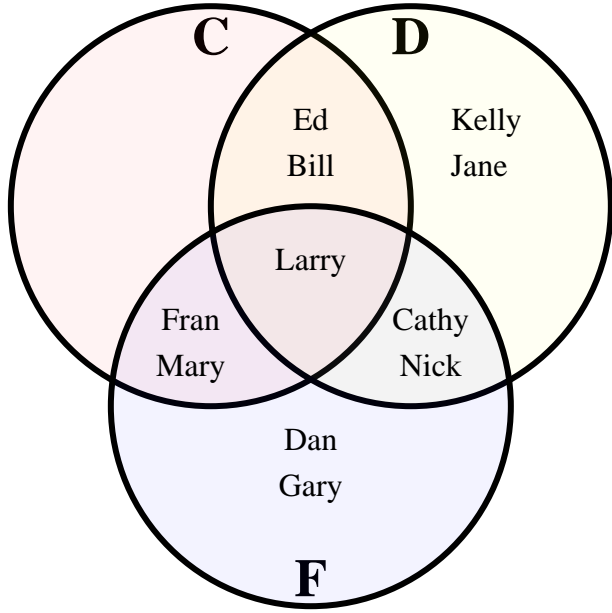
11) $(B \cup G) - S =$ {Ed, Fran, Mary}

12) $B =$ {Cathy, Dan, Fran, Gary, Heath, Mary}

13) $GBS =$ {Dan, Gary}



The diagram below shows which pet students own. Cat (C), Dog (D) and Fish(F). Use the diagram to answer the questions.



Answers

1. _____

2. _____

3. _____

4. _____

5. _____

6. _____

7. Line

8. Line

9. Line

10. Line

11. Line

12. Line

13. Line

1) How many people owned a cat? _____

2) How many people owned a dog? _____

3) How many people owned a fish? _____

4) How many people owned ONLY a cat? _____

5) How many people owned ONLY a dog? _____

6) How many people owned ONLY a fish? _____

7) $D \cup C =$ _____

8) $D \cap F =$ _____

9) $C - F =$ _____

10) $(D \cap C) - F =$ _____

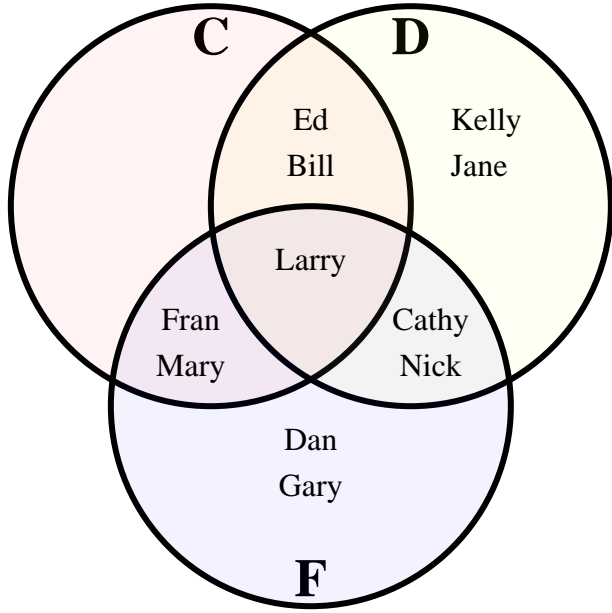
11) $(C \cup D) - F =$ _____

12) $C =$ _____

13) $D \cap C \cap F =$ _____



The diagram below shows which pet students own. Cat (C), Dog (D) and Fish(F). Use the diagram to answer the questions.



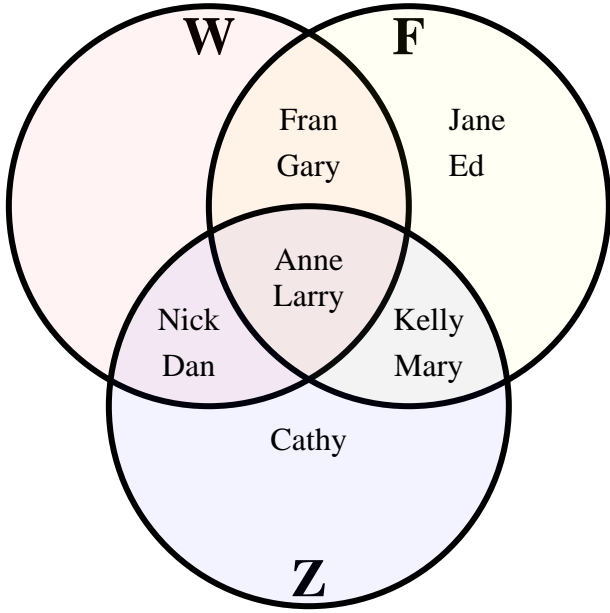
- 1) How many people owned a cat? 5
- 2) How many people owned a dog? 7
- 3) How many people owned a fish? 7
- 4) How many people owned ONLY a cat? 0
- 5) How many people owned ONLY a dog? 2
- 6) How many people owned ONLY a fish? 2
- 7) $D \cup C =$ {Bill, Cathy, Ed, Fran, Jane, Kelly, Larry, Mary, Nick}
- 8) $D \cap F =$ {Cathy, Larry, Nick}
- 9) $C - F =$ {Bill, Ed}
- 10) $(D \cap C) - F =$ {Bill, Ed}
- 11) $(C \cup D) - F =$ {Bill, Ed, Jane, Kelly}
- 12) $C =$ {Bill, Ed, Fran, Larry, Mary}
- 13) $D \cap C =$ {Larry}

Answers

1. 5
2. 7
3. 7
4. 0
5. 2
6. 2
7. Line
8. Line
9. Line
10. Line
11. Line
12. Line
13. Line



The diagram below shows the different places students had been in the last year. Water Park (W), Fair (F) and Zoo(Z). Use the diagram to answer the questions.



Answers

1. _____

2. _____

3. _____

4. _____

5. _____

6. _____

7. Line

8. Line

9. Line

10. Line

11. Line

12. Line

13. Line

1) How many people had been to the water park? _____

2) How many people had been to the fair? _____

3) How many people had been to the zoo? _____

4) How many people had ONLY been to the water park? _____

5) How many people had ONLY been to the fair? _____

6) How many people had ONLY been to the zoo? _____

7) $Z \cup W =$ _____

8) $Z \cap F =$ _____

9) $F - W =$ _____

10) $(F \cap W) - Z =$ _____

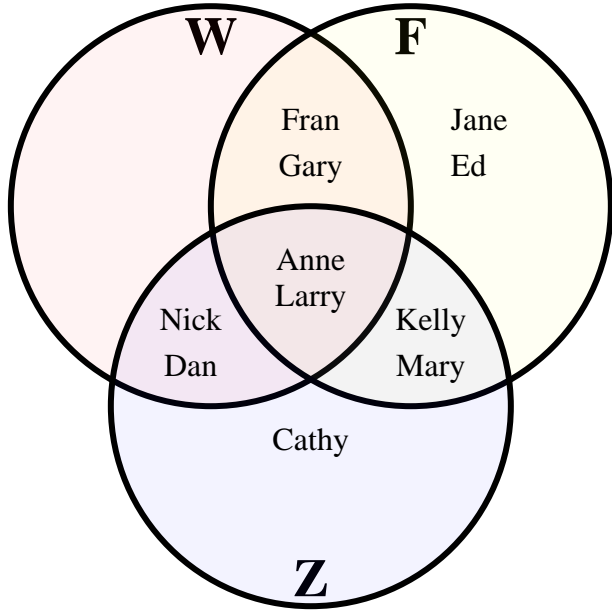
11) $(F \cup Z) - W =$ _____

12) $Z =$ _____

13) $FWZ =$ _____



The diagram below shows the different places students had been in the last year. Water Park (W), Fair (F) and Zoo(Z). Use the diagram to answer the questions.



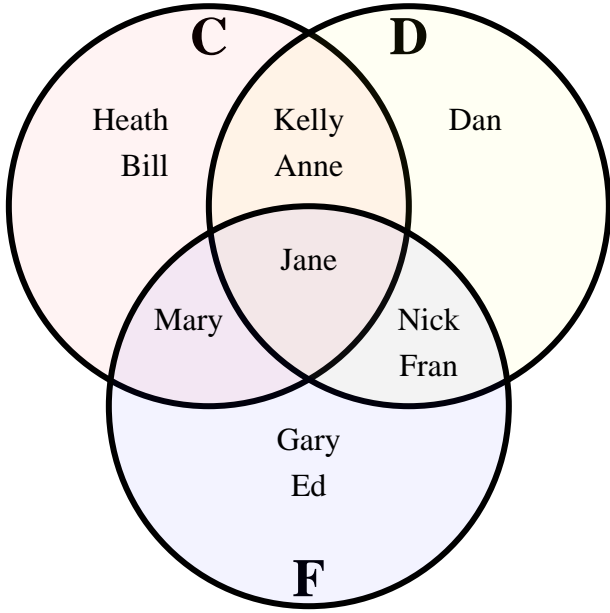
Answers

- 1) How many people had been to the water park? 6
- 2) How many people had been to the fair? 8
- 3) How many people had been to the zoo? 7
- 4) How many people had ONLY been to the water park? 0
- 5) How many people had ONLY been to the fair? 2
- 6) How many people had ONLY been to the zoo? 1
- 7) $Z \cup W =$ {Anne, Cathy, Dan, Fran, Gary, Kelly, Larry, Mary, Nick}
- 8) $Z \cap F =$ {Anne, Kelly, Larry, Mary}
- 9) $F - W =$ {Ed, Jane, Kelly, Mary}
- 10) $(F \cap W) - Z =$ {Fran, Gary}
- 11) $(F \cup Z) - W =$ {Cathy, Ed, Jane, Kelly, Mary}
- 12) $Z =$ {Anne, Cathy, Dan, Kelly, Larry, Mary, Nick}
- 13) $FWZ =$ {Anne, Larry}

1. 6
2. 8
3. 7
4. 0
5. 2
6. 1
7. Line
8. Line
9. Line
10. Line
11. Line
12. Line
13. Line



The diagram below shows which pet students own. Cat (C), Dog (D) and Fish(F). Use the diagram to answer the questions.



Answers

1. _____

2. _____

3. _____

4. _____

5. _____

6. _____

7. Line

8. Line

9. Line

10. Line

11. Line

12. Line

13. Line

1) How many people owned a cat? _____

2) How many people owned a dog? _____

3) How many people owned a fish? _____

4) How many people owned ONLY a cat? _____

5) How many people owned ONLY a dog? _____

6) How many people owned ONLY a fish? _____

7) $F \cup C =$ _____

8) $D \cap C =$ _____

9) $D - F =$ _____

10) $(C \cap D) - F =$ _____

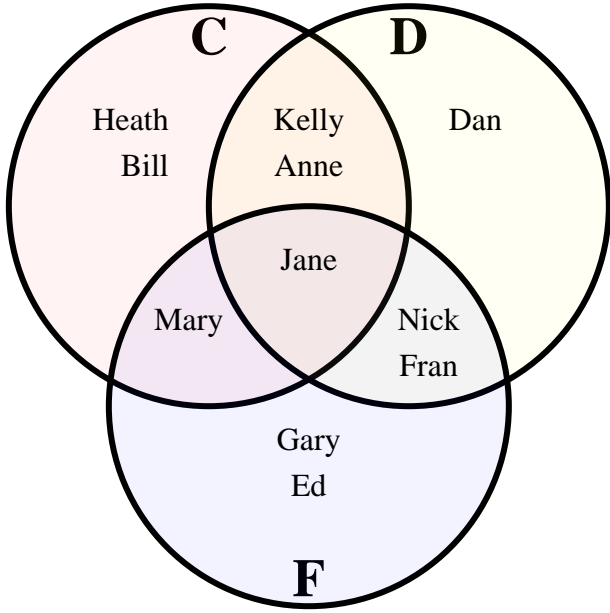
11) $(D \cup F) - C =$ _____

12) $C =$ _____

13) $C \cap F =$ _____



The diagram below shows which pet students own. Cat (C), Dog (D) and Fish(F). Use the diagram to answer the questions.



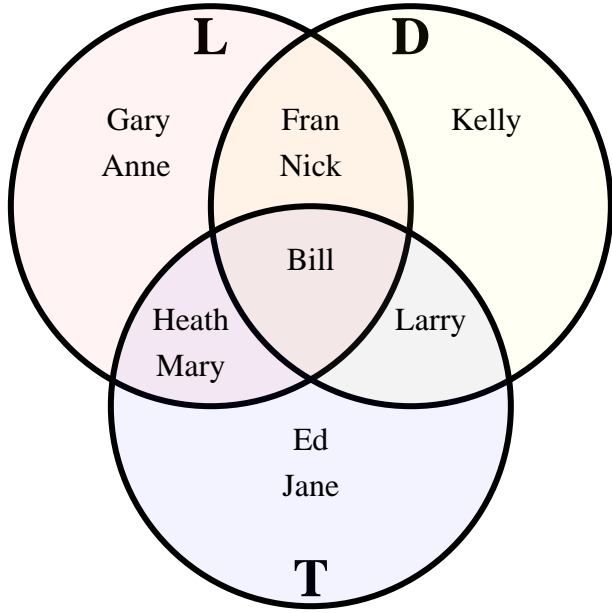
- 1) How many people owned a cat? 6
- 2) How many people owned a dog? 6
- 3) How many people owned a fish? 6
- 4) How many people owned ONLY a cat? 2
- 5) How many people owned ONLY a dog? 1
- 6) How many people owned ONLY a fish? 2
- 7) $F \cup C =$ {Anne, Bill, Ed, Fran, Gary, Heath, Jane, Kelly, Mary, Nick}
- 8) $D \cap C =$ {Anne, Jane, Kelly}
- 9) $D - F =$ {Anne, Dan, Kelly}
- 10) $(C \cap D) - F =$ {Anne, Kelly}
- 11) $(D \cup F) - C =$ {Dan, Ed, Fran, Gary, Nick}
- 12) $C =$ {Anne, Bill, Heath, Jane, Kelly, Mary}
- 13) $C \cap F =$ {Jane}

Answers

1. 6
2. 6
3. 6
4. 2
5. 1
6. 2
7. Line
8. Line
9. Line
10. Line
11. Line
12. Line
13. Line



The diagram below shows the different computers students had at their house. Laptop (L), Desktop (D) and Tablet(T). Use the diagram to answer the questions.



Answers

1. _____

2. _____

3. _____

4. _____

5. _____

6. _____

7. Line

8. Line

9. Line

10. Line

11. Line

12. Line

13. Line

1) How many students owned a laptop computer? _____

2) How many students owned a desktop computer? _____

3) How many students owned a tablet? _____

4) How many students had ONLY a laptop computer? _____

5) How many students had ONLY a desktop computer? _____

6) How many students had ONLY a tablet? _____

7) $D \cup L =$ _____

8) $T \cap L =$ _____

9) $D - L =$ _____

10) $(L \cap T) - D =$ _____

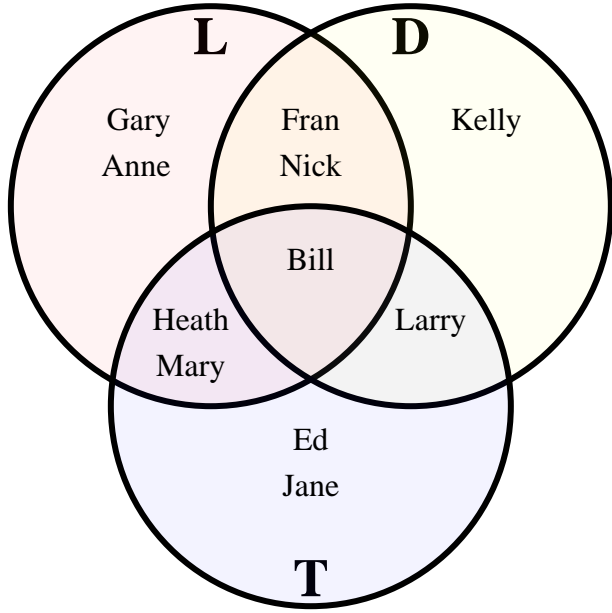
11) $(T \cup L) - D =$ _____

12) $D =$ _____

13) $T \cap D =$ _____



The diagram below shows the different computers students had at their house. Laptop (L), Desktop (D) and Tablet(T). Use the diagram to answer the questions.



Answers

1. 7
2. 5
3. 6
4. 2
5. 1
6. 2
7. Line
8. Line
9. Line
10. Line
11. Line
12. Line
13. Line

- 1) How many students owned a laptop computer? 7
- 2) How many students owned a desktop computer? 5
- 3) How many students owned a tablet? 6
- 4) How many students had ONLY a laptop computer? 2
- 5) How many students had ONLY a desktop computer? 1
- 6) How many students had ONLY a tablet? 2
- 7) $D \cup L =$ {Anne, Bill, Fran, Gary, Heath, Kelly, Larry, Mary, Nick}
- 8) $T \cap L =$ {Bill, Heath, Mary}
- 9) $D - L =$ {Kelly, Larry}
- 10) $(L \cap T) - D =$ {Heath, Mary}
- 11) $(T \cup L) - D =$ {Anne, Ed, Gary, Heath, Jane, Mary}
- 12) $D =$ {Bill, Fran, Kelly, Larry, Nick}
- 13) $T \cap D =$ {Bill}