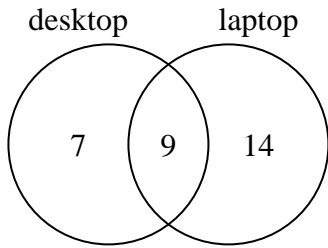




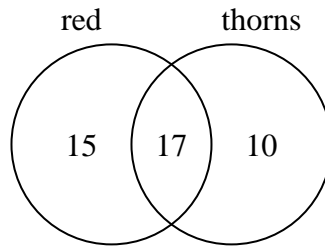
Use the diagram to solve each problem.

- 1) The diagram below shows the types of computers students owned.



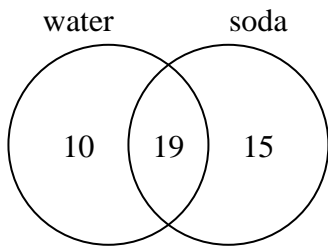
How many students owned only a laptop computer?

- 2) The diagram below shows the attributes of flowers in a flower shop.



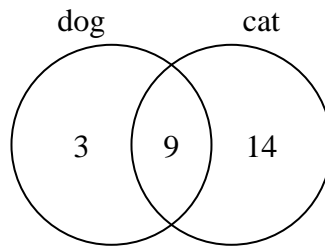
How many flowers had thorns?

- 3) The diagram below shows the drinks people consumed at the football game.



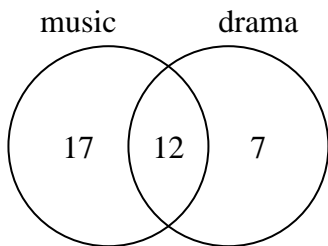
How many people did not drink both water and soda?

- 4) The diagram below shows the pets students in a class owned.



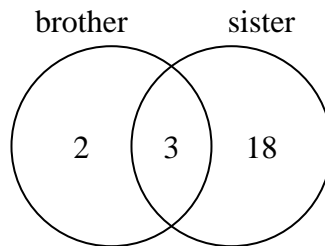
How many people had a cat?

- 5) The diagram below shows the classes students are taking.



How many students are taking music?

- 6) The diagram below shows the gender of students siblings.



How many students had a brother?

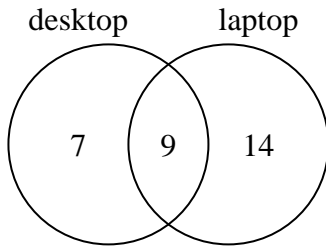
Answers

- 1. _____
- 2. _____
- 3. _____
- 4. _____
- 5. _____
- 6. _____



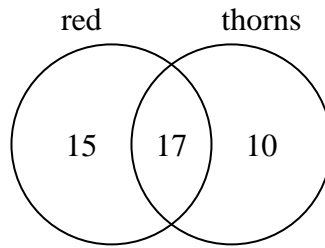
Use the diagram to solve each problem.

- 1) The diagram below shows the types of computers students owned.



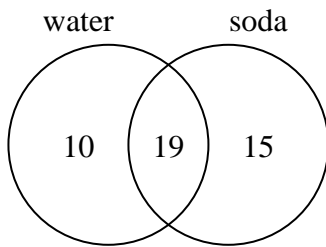
How many students owned only a laptop computer?

- 2) The diagram below shows the attributes of flowers in a flower shop.



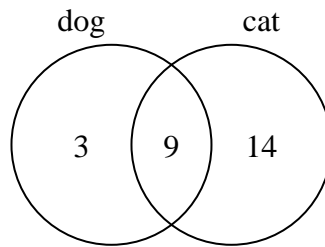
How many flowers had thorns?

- 3) The diagram below shows the drinks people consumed at the football game.



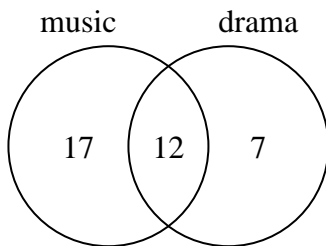
How many people did not drink both water and soda?

- 4) The diagram below shows the pets students in a class owned.



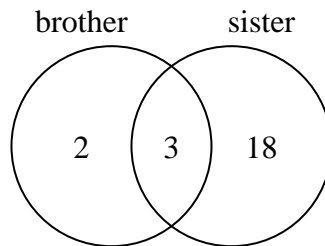
How many people had a cat?

- 5) The diagram below shows the classes students are taking.



How many students are taking music?

- 6) The diagram below shows the gender of students siblings.



How many students had a brother?

Answers

1. 14
2. 27
3. 25
4. 23
5. 29
6. 5