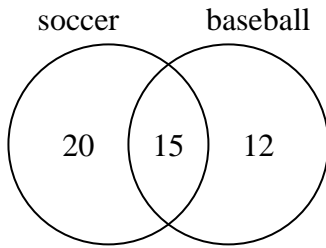




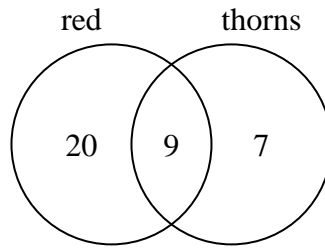
Use the diagram to solve each problem.

- 1) The diagram below shows the sports people watched.



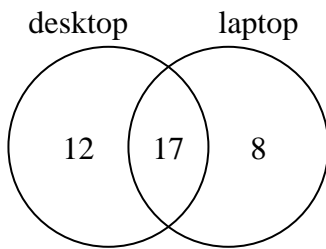
How many people watched both soccer and baseball?

- 2) The diagram below shows the attributes of flowers in a flower shop.



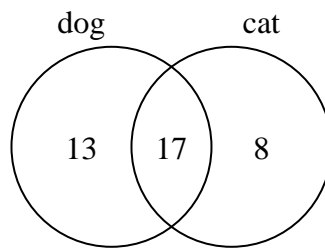
How many flowers were only red?

- 3) The diagram below shows the types of computers students owned.



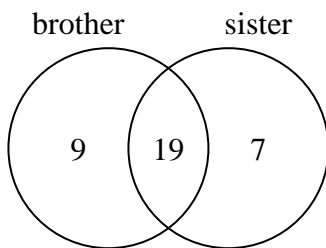
How many students owned a laptop computer?

- 4) The diagram below shows the pets students in a class owned.



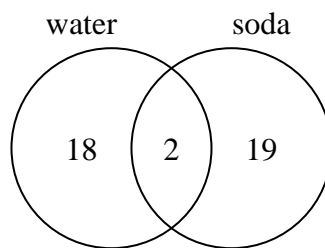
How many people did not have both a cat and a dog?

- 5) The diagram below shows the gender of students siblings.



How many students had only a brother?

- 6) The diagram below shows the drinks people consumed at the football game.



How many people drank both water and soda?

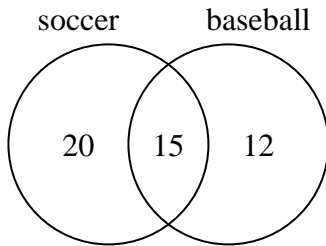
Answers

- 1. _____
- 2. _____
- 3. _____
- 4. _____
- 5. _____
- 6. _____



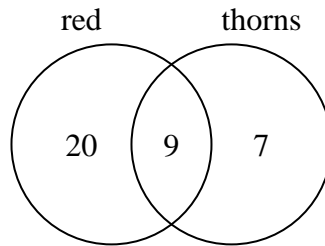
Use the diagram to solve each problem.

- 1) The diagram below shows the sports people watched.



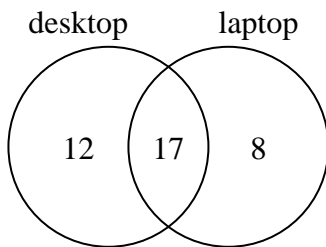
How many people watched both soccer and baseball?

- 2) The diagram below shows the attributes of flowers in a flower shop.



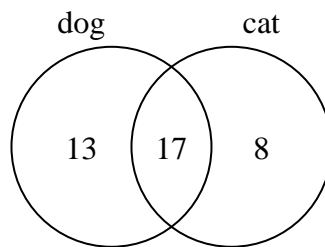
How many flowers were only red?

- 3) The diagram below shows the types of computers students owned.



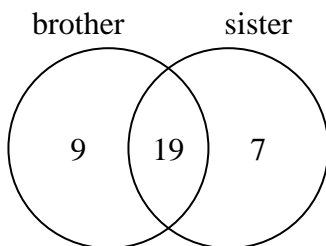
How many students owned a laptop computer?

- 4) The diagram below shows the pets students in a class owned.



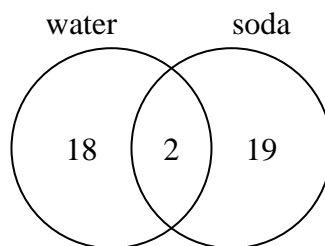
How many people did not have both a cat and a dog?

- 5) The diagram below shows the gender of students siblings.



How many students had only a brother?

- 6) The diagram below shows the drinks people consumed at the football game.



How many people drank both water and soda?

Answers

1. 15
2. 20
3. 25
4. 21
5. 9
6. 2