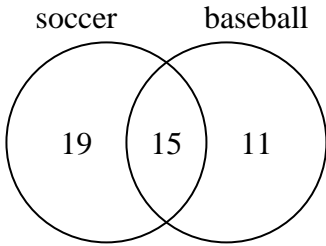




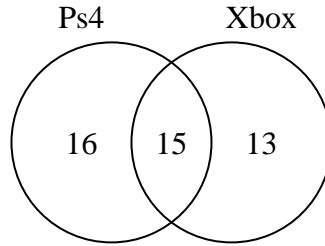
Use the diagram to solve each problem.

- 1) The diagram below shows the sports people watched.



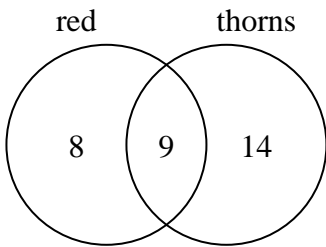
How many people did not watch both soccer and baseball?

- 2) The diagram below shows the game consoles students owned.



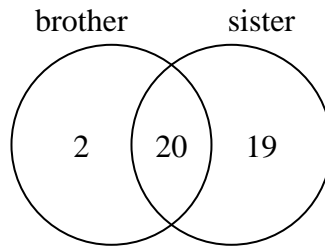
How many people owned only a Ps4?

- 3) The diagram below shows the attributes of flowers in a flower shop.



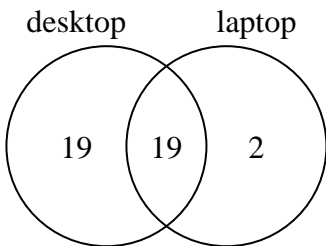
How many flowers only had thorns?

- 4) The diagram below shows the gender of students siblings.



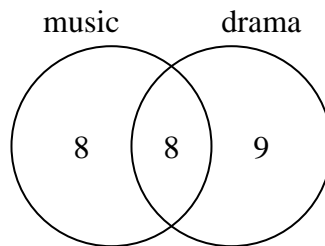
How many students had both a brother and a sister?

- 5) The diagram below shows the types of computers students owned.



How many students owned only a desktop computer?

- 6) The diagram below shows the classes students are taking.



How many students are not taking both music and drama?

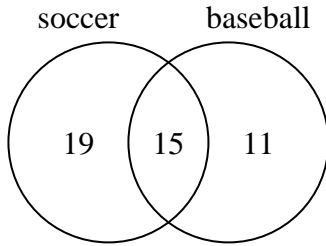
Answers

- 1. _____
- 2. _____
- 3. _____
- 4. _____
- 5. _____
- 6. _____



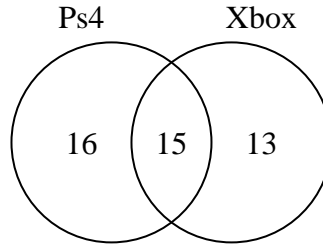
Use the diagram to solve each problem.

- 1) The diagram below shows the sports people watched.



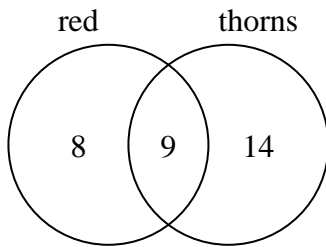
How many people did not watch both soccer and baseball?

- 2) The diagram below shows the game consoles students owned.



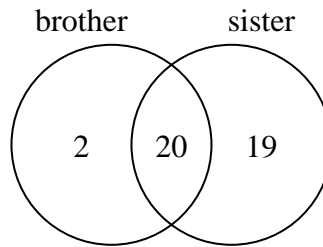
How many people owned only a Ps4?

- 3) The diagram below shows the attributes of flowers in a flower shop.



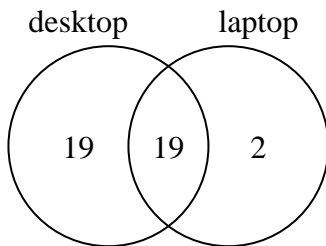
How many flowers only had thorns?

- 4) The diagram below shows the gender of students siblings.



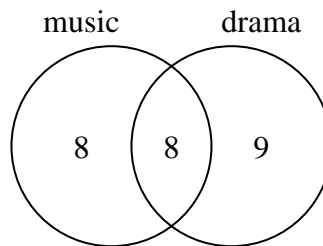
How many students had both a brother and a sister?

- 5) The diagram below shows the types of computers students owned.



How many students owned only a desktop computer?

- 6) The diagram below shows the classes students are taking.



How many students are not taking both music and drama?

Answers

1. 30
2. 16
3. 14
4. 20
5. 19
6. 17