



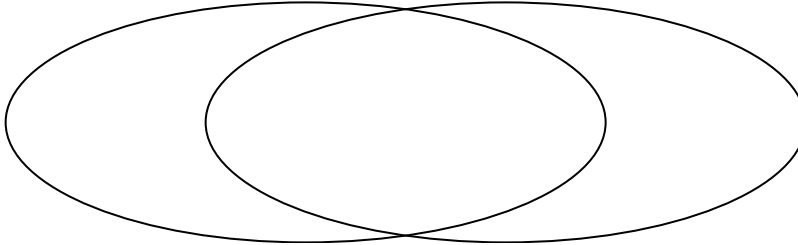
Solve each problem.

1) The table below shows the physical traits of different students. Use the chart to fill in the Venn Diagram.

	Emma	Helen	Jane	Faye	Gary	Mark
Eye Color	Green	Green	Blue	Blue	Blue	Blue
Hair Color	Blonde	Blonde	Red	Blonde	Red	Blonde

Blue Eyes

Blonde Hair

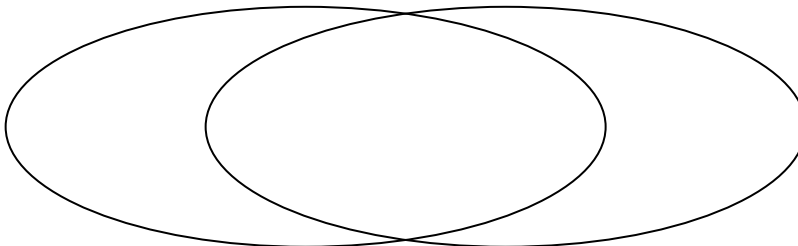


2) The table below shows the description of several video games. Use the chart to fill in the Venn Diagram.

	Everplan	Warstar	Farplan	Crystal Rain	DreamRush	Airblaze
Length	Long	Short	Short	Short	Long	Short
Art Style	Realistic	Realistic	Realistic	Realistic	Realistic	Fantasy

Short Length

Realistic Art

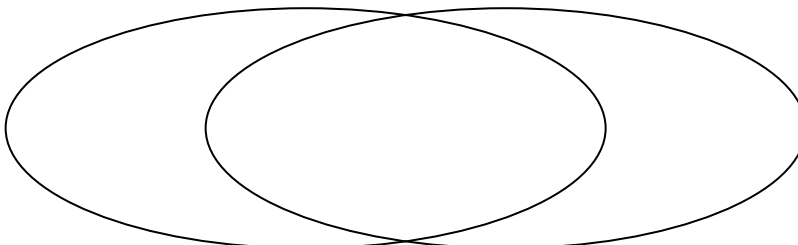


3) The table below shows the attributes of several types of candy. Use the chart to fill in the Venn Diagram.

	Dubbles	Bananza	Googlies	Fidgies	Ribbles	Yum-Yums
Package	Bag	Box	Bag	Box	Box	Box
Flavor	Sugar	Sugar	Sugar	Sugar	Chocolate	Chocolate

Box Package

Sugar





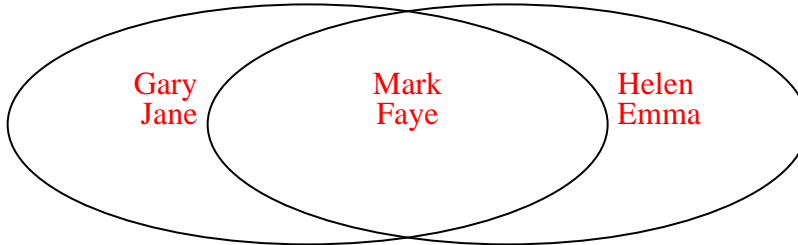
Solve each problem.

1) The table below shows the physical traits of different students. Use the chart to fill in the Venn Diagram.

	Emma	Helen	Jane	Faye	Gary	Mark
Eye Color	Green	Green	Blue	Blue	Blue	Blue
Hair Color	Blonde	Blonde	Red	Blonde	Red	Blonde

Blue Eyes

Blonde Hair

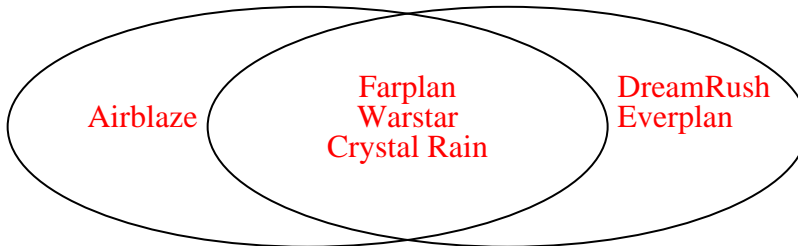


2) The table below shows the description of several video games. Use the chart to fill in the Venn Diagram.

	Everplan	Warstar	Farplan	Crystal Rain	DreamRush	Airblaze
Length	Long	Short	Short	Short	Long	Short
Art Style	Realistic	Realistic	Realistic	Realistic	Realistic	Fantasy

Short Length

Realistic Art



3) The table below shows the attributes of several types of candy. Use the chart to fill in the Venn Diagram.

	Dubbles	Bananza	Googlies	Fidgies	Ribbles	Yum-Yums
Package	Bag	Box	Bag	Box	Box	Box
Flavor	Sugar	Sugar	Sugar	Sugar	Chocolate	Chocolate

Box Package

Sugar

