



Match each table with the appropriate graph.

Answers

1)

Day	Hours Worked
Mon	
Tue	
Wed	
Thu	
Fri	

2)

Day	Hours Worked
Mon	
Tue	
Wed	
Thu	
Fri	

3)

Day	Hours Worked
Mon	
Tue	
Wed	
Thu	
Fri	

4)

Day	Hours Worked
Mon	
Tue	
Wed	
Thu	
Fri	

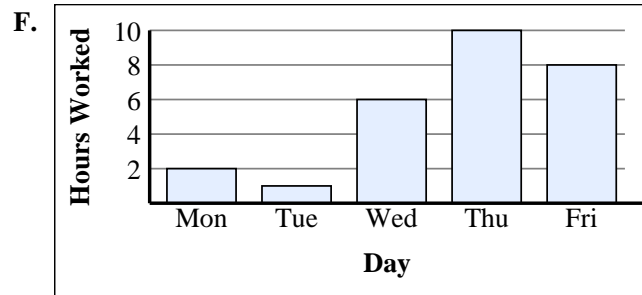
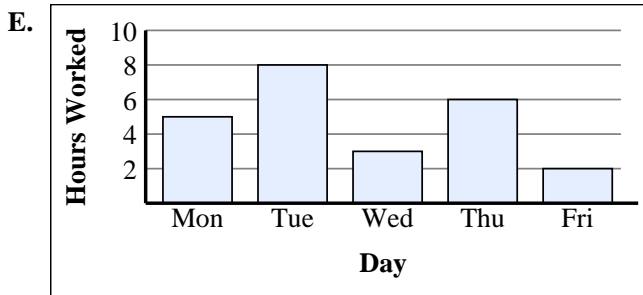
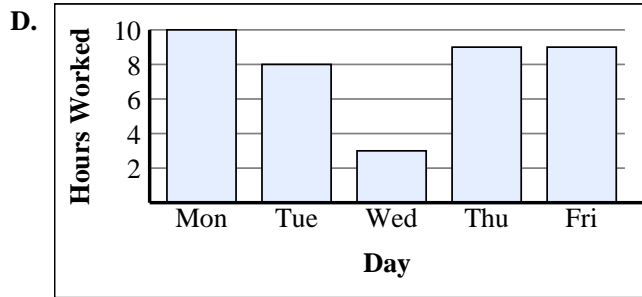
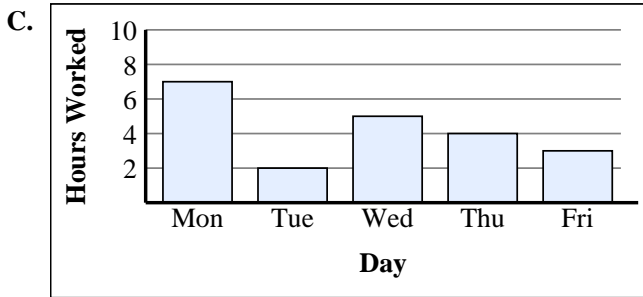
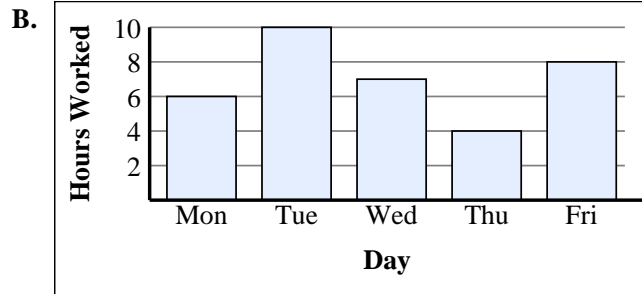
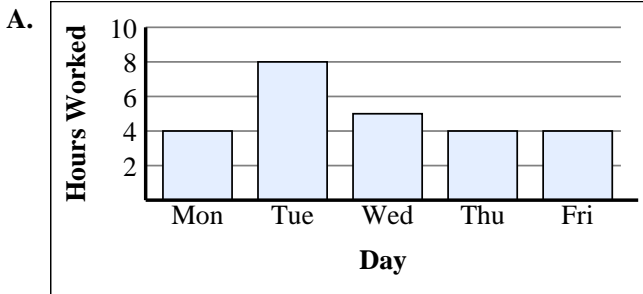
5)

Day	Hours Worked
Mon	
Tue	
Wed	
Thu	
Fri	

6)

Day	Hours Worked
Mon	
Tue	
Wed	
Thu	
Fri	

1. _____
2. _____
3. _____
4. _____
5. _____
6. _____





Match each table with the appropriate graph.

1)

Day	Hours Worked
Mon	
Tue	
Wed	
Thu	
Fri	

2)

Day	Hours Worked
Mon	
Tue	
Wed	
Thu	
Fri	

3)

Day	Hours Worked
Mon	
Tue	
Wed	
Thu	
Fri	

4)

Day	Hours Worked
Mon	
Tue	
Wed	
Thu	
Fri	

5)

Day	Hours Worked
Mon	
Tue	
Wed	
Thu	
Fri	

6)

Day	Hours Worked
Mon	
Tue	
Wed	
Thu	
Fri	

Answers

1. **A**
2. **E**
3. **F**
4. **C**
5. **D**
6. **B**

