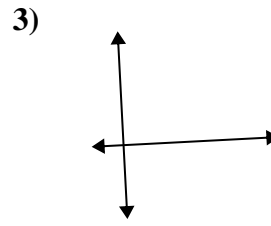
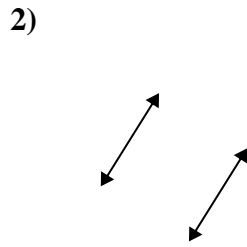
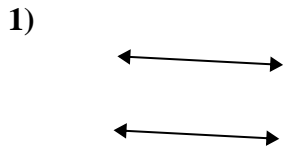




Use 'parallel', 'perp'(perpendicular) or 'inter'(intersecting) to describe the lines.

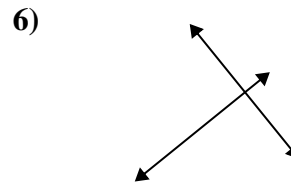
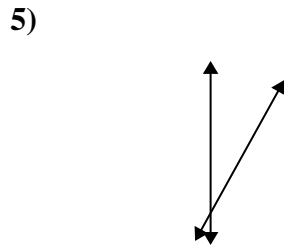
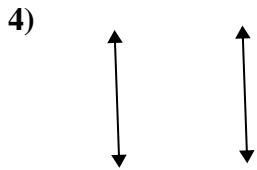
Answers



1. _____

2. _____

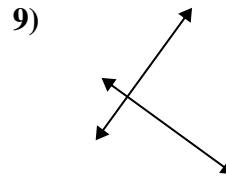
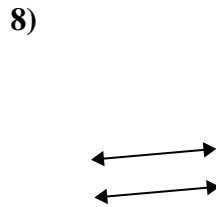
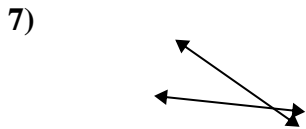
3. _____



4. _____

5. _____

6. _____

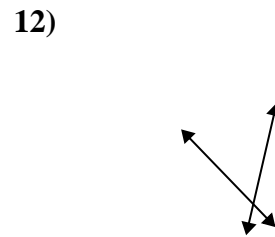
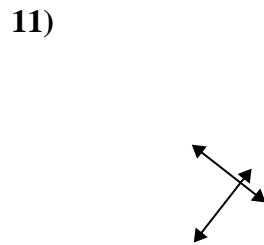
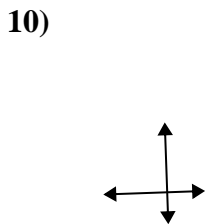


7. _____

8. _____

9. _____

10. _____



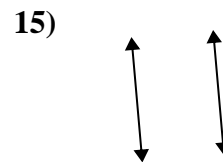
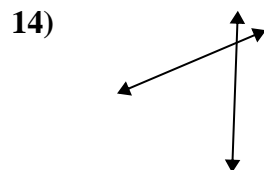
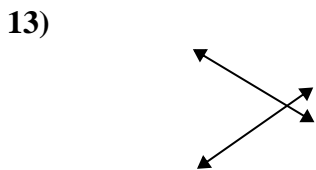
11. _____

12. _____

13. _____

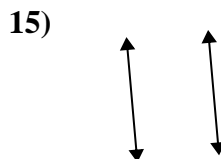
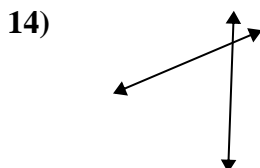
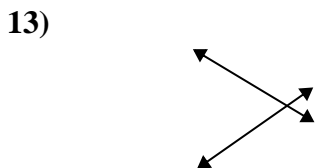
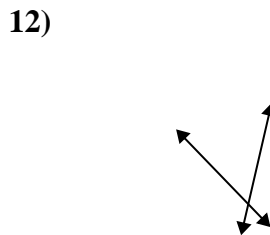
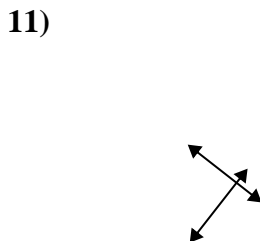
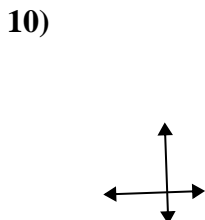
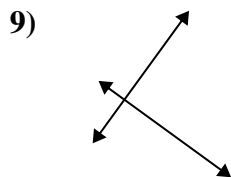
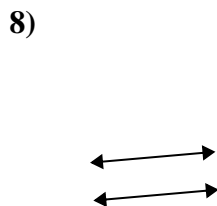
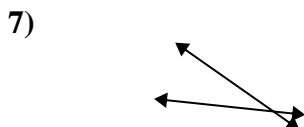
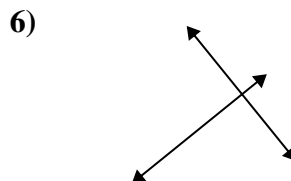
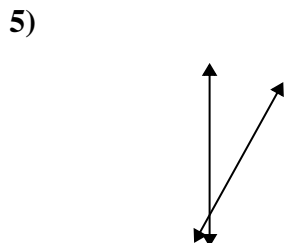
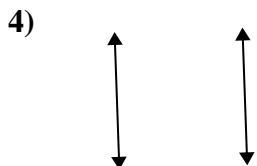
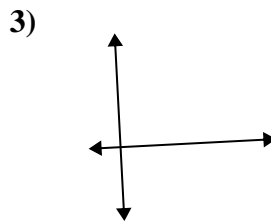
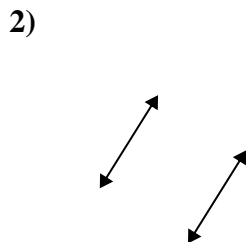
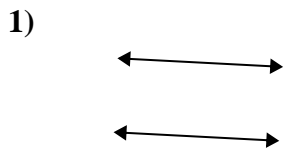
14. _____

15. _____





Use 'parallel', 'perp'(perpendicular) or 'inter'(intersecting) to describe the lines.



Answers

1. parallel

2. parallel

3. perp & inter

4. parallel

5. inter

6. perp & inter

7. inter

8. parallel

9. perp & inter

10. perp & inter

11. perp & inter

12. inter

13. inter

14. inter

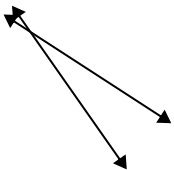
15. parallel



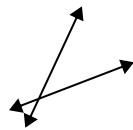
Use 'parallel', 'perp'(perpendicular) or 'inter'(intersecting) to describe the lines.

Answers

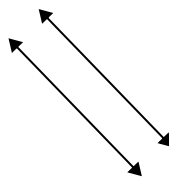
1)



2)



3)

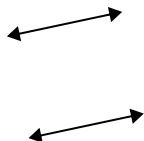


1. _____

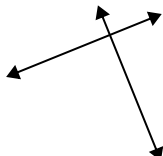
2. _____

3. _____

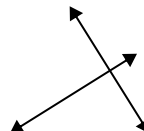
4)



5)



6)

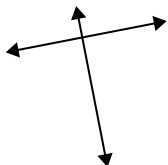


4. _____

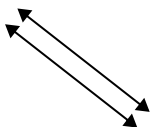
5. _____

6. _____

7)



8)



9)



7. _____

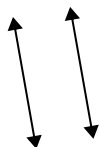
8. _____

9. _____

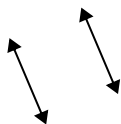
10. _____

11. _____

10)



11)



12)



12. _____

13. _____

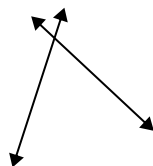
14. _____

15. _____

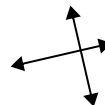
13)



14)



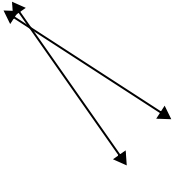
15)



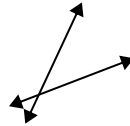


Use 'parallel', 'perp'(perpendicular) or 'inter'(intersecting) to describe the lines.

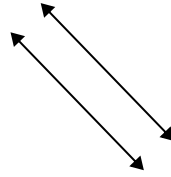
1)



2)



3)



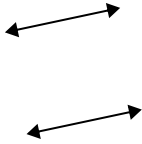
Answers

1. inter

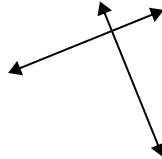
2. inter

3. parallel

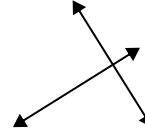
4)



5)



6)

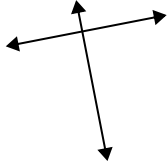


4. parallel

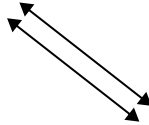
5. perp & inter

6. perp & inter

7)



8)



9)



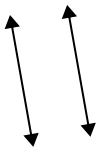
7. perp & inter

8. parallel

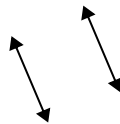
9. inter

10. parallel

10)



11)



12)



11. parallel

12. inter

13. perp & inter

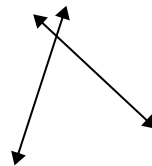
14. inter

15. perp & inter

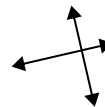
13)



14)



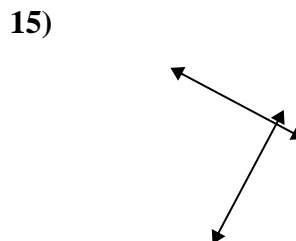
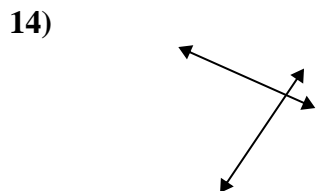
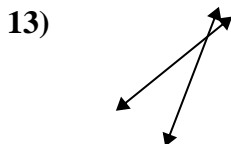
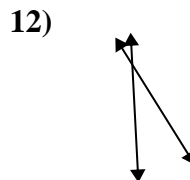
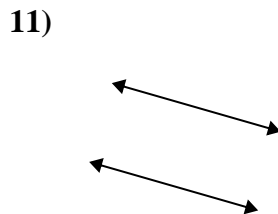
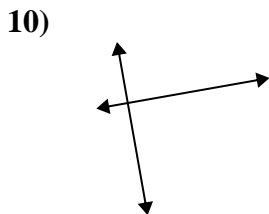
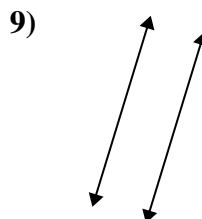
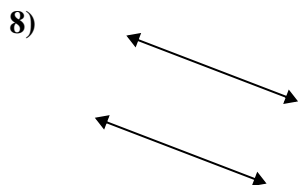
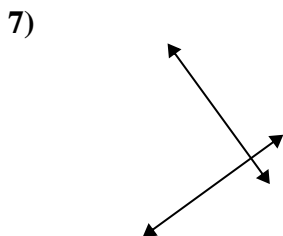
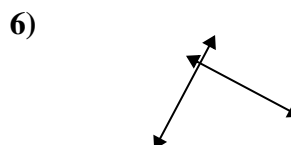
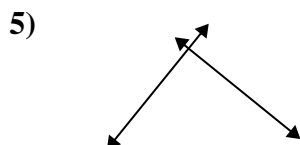
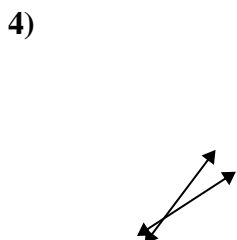
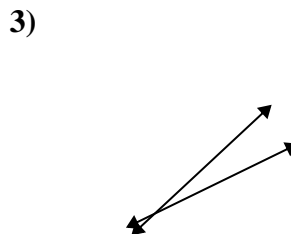
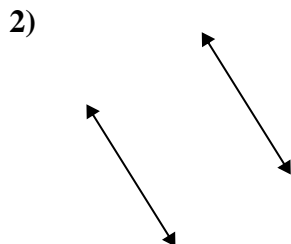
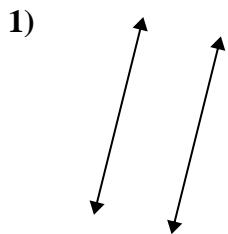
15)





Use 'parallel', 'perp'(perpendicular) or 'inter'(intersecting) to describe the lines.

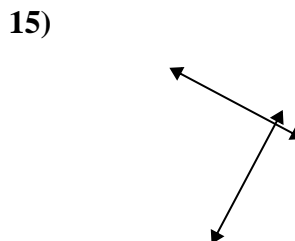
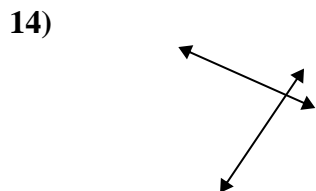
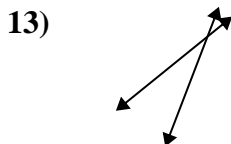
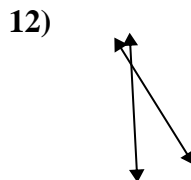
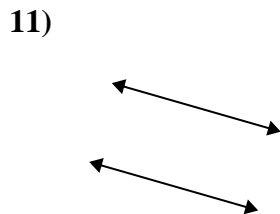
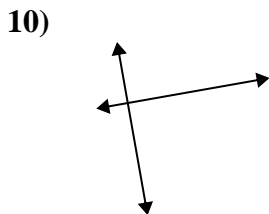
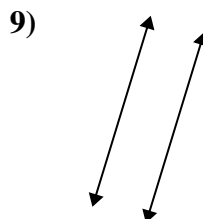
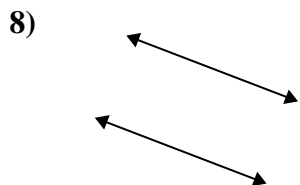
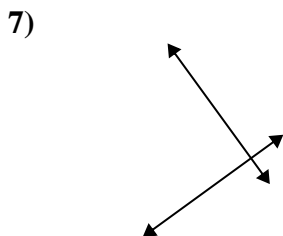
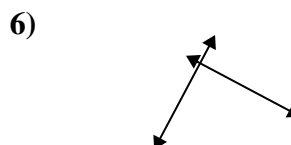
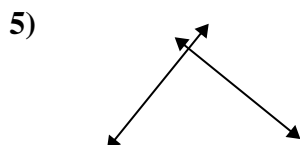
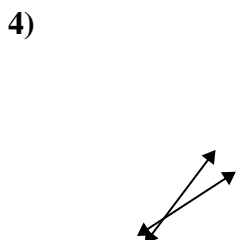
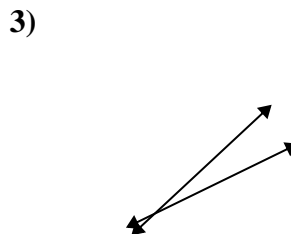
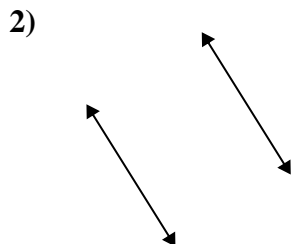
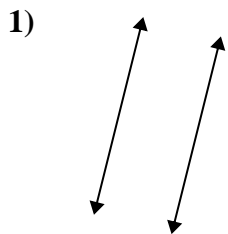
Answers



1. _____
2. _____
3. _____
4. _____
5. _____
6. _____
7. _____
8. _____
9. _____
10. _____
11. _____
12. _____
13. _____
14. _____
15. _____



Use 'parallel', 'perp'(perpendicular) or 'inter'(intersecting) to describe the lines.



Answers

1. parallel

2. parallel

3. inter

4. inter

5. perp & inter

6. perp & inter

7. perp & inter

8. parallel

9. parallel

10. perp & inter

11. parallel

12. inter

13. inter

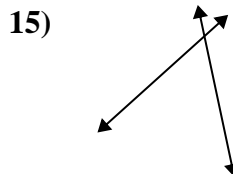
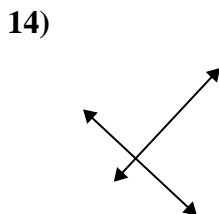
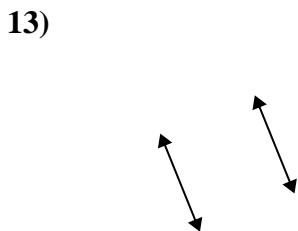
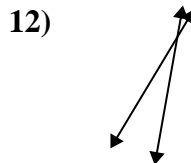
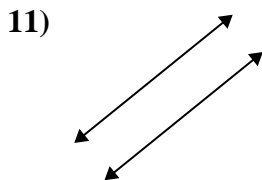
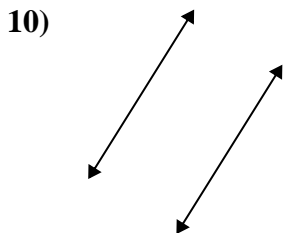
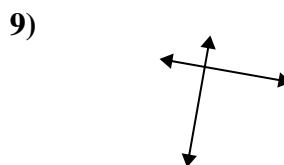
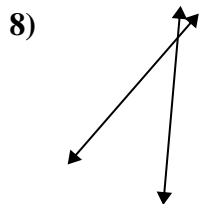
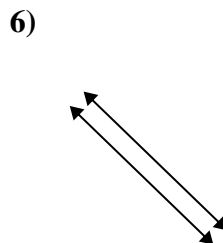
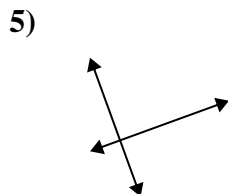
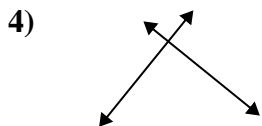
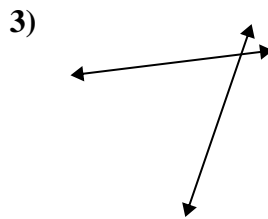
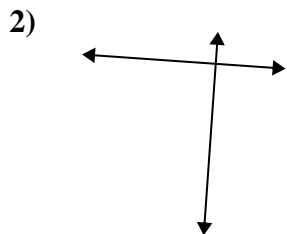
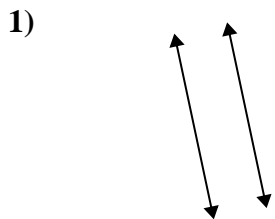
14. inter

15. perp & inter



Use 'parallel', 'perp'(perpendicular) or 'inter'(intersecting) to describe the lines.

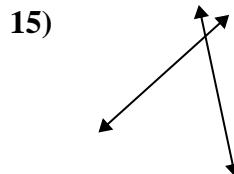
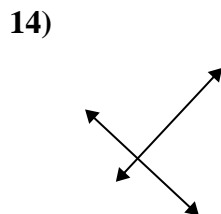
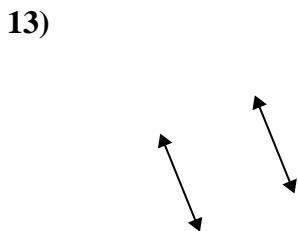
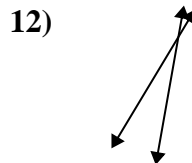
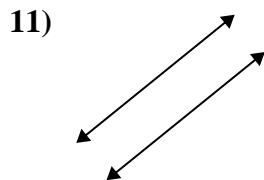
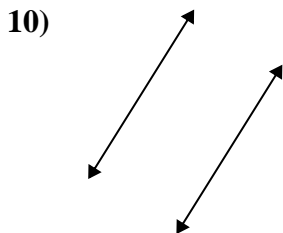
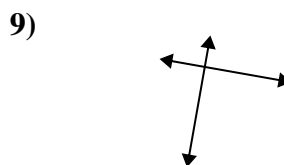
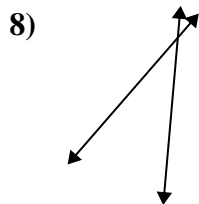
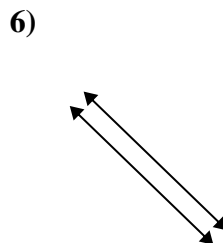
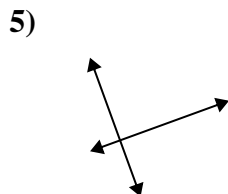
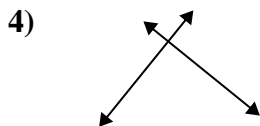
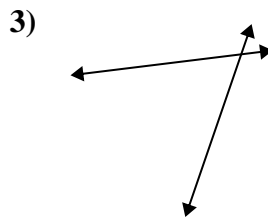
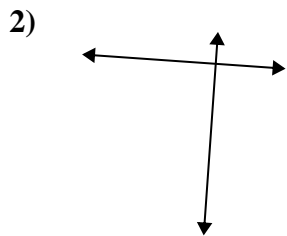
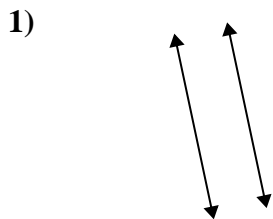
Answers



1. _____
2. _____
3. _____
4. _____
5. _____
6. _____
7. _____
8. _____
9. _____
10. _____
11. _____
12. _____
13. _____
14. _____
15. _____



Use 'parallel', 'perp'(perpendicular) or 'inter'(intersecting) to describe the lines.



Answers

1. parallel

2. perp & inter

3. inter

4. perp & inter

5. perp & inter

6. parallel

7. inter

8. inter

9. perp & inter

10. parallel

11. parallel

12. inter

13. parallel

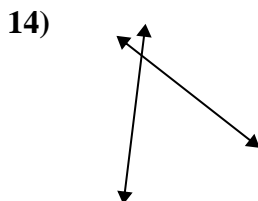
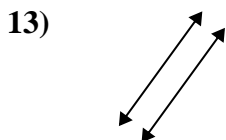
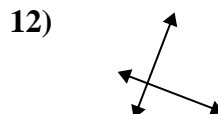
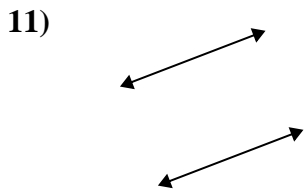
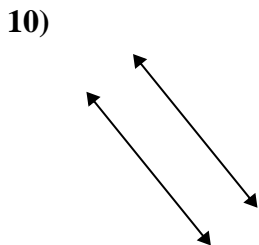
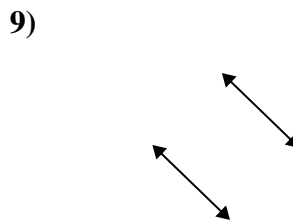
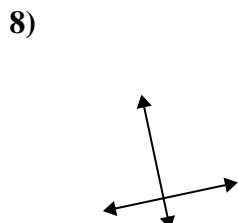
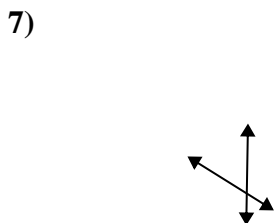
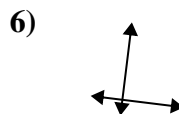
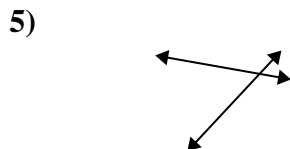
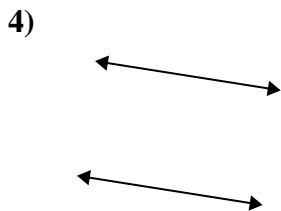
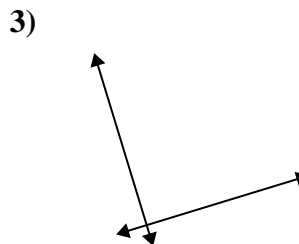
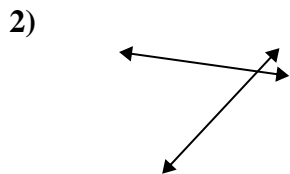
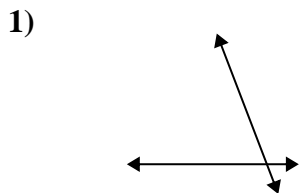
14. perp & inter

15. inter



Use 'parallel', 'perp'(perpendicular) or 'inter'(intersecting) to describe the lines.

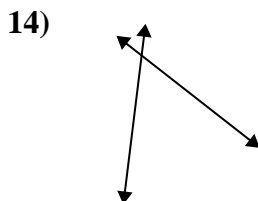
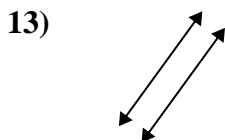
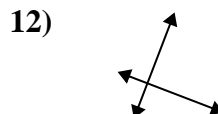
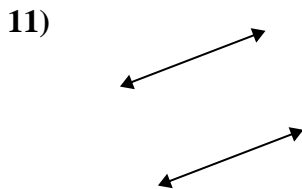
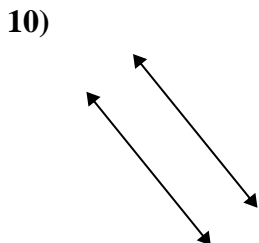
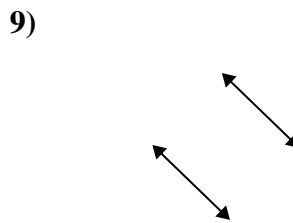
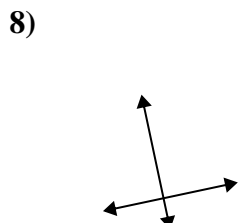
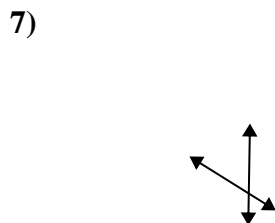
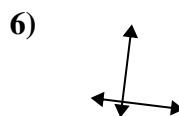
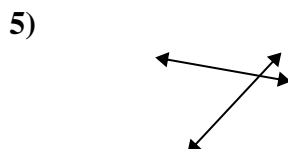
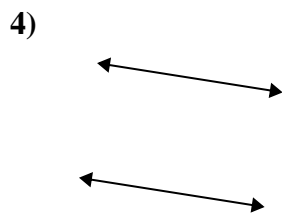
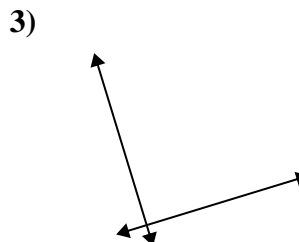
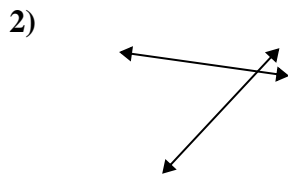
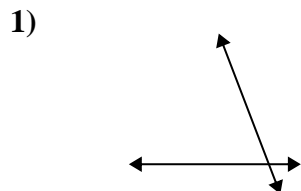
Answers



1. _____
2. _____
3. _____
4. _____
5. _____
6. _____
7. _____
8. _____
9. _____
10. _____
11. _____
12. _____
13. _____
14. _____
15. _____



Use 'parallel', 'perp'(perpendicular) or 'inter'(intersecting) to describe the lines.



Answers

1. inter

2. inter

3. perp & inter

4. parallel

5. inter

6. perp & inter

7. inter

8. perp & inter

9. parallel

10. parallel

11. parallel

12. perp & inter

13. parallel

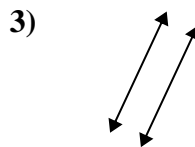
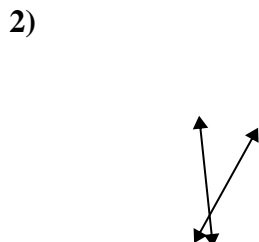
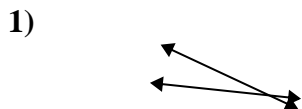
14. inter

15. perp & inter



Use 'parallel', 'perp'(perpendicular) or 'inter'(intersecting) to describe the lines.

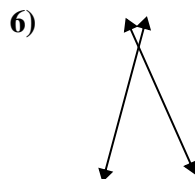
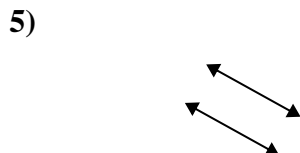
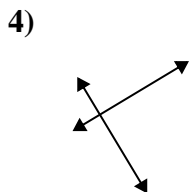
Answers



1. _____

2. _____

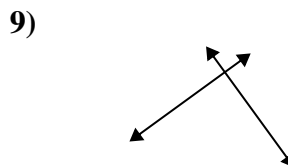
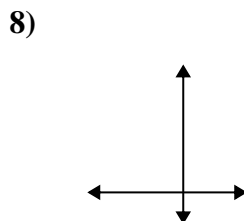
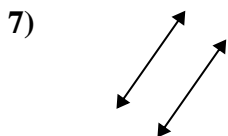
3. _____



4. _____

5. _____

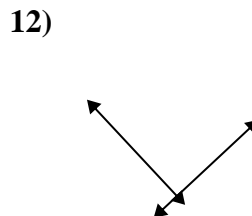
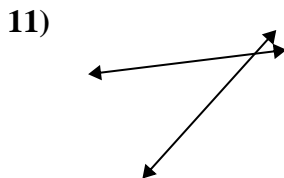
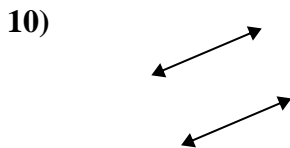
6. _____



7. _____

8. _____

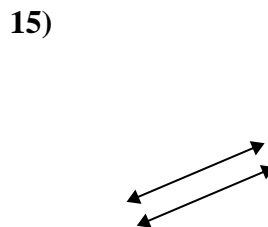
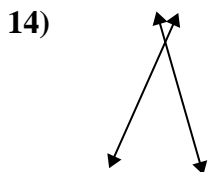
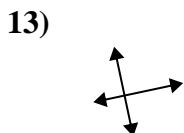
9. _____



10. _____

11. _____

12. _____



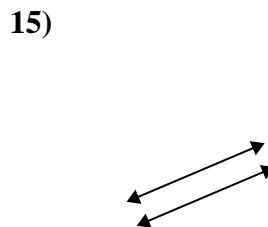
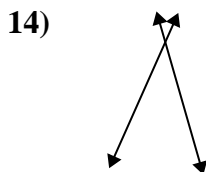
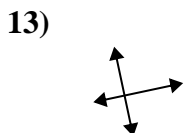
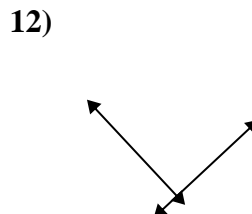
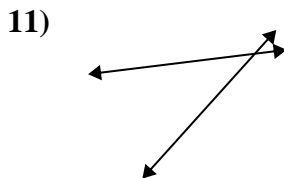
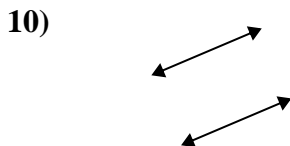
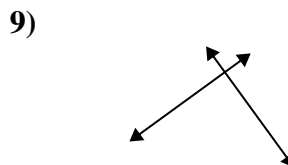
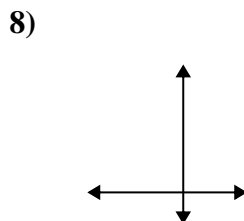
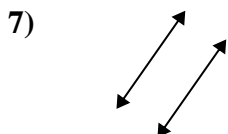
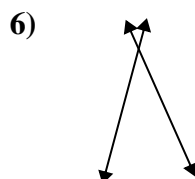
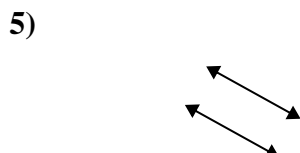
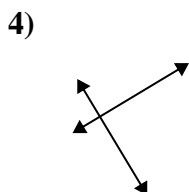
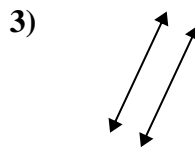
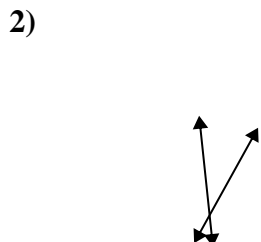
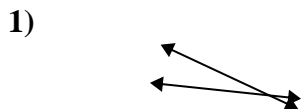
13. _____

14. _____

15. _____



Use 'parallel', 'perp'(perpendicular) or 'inter'(intersecting) to describe the lines.



Answers

1. inter

2. inter

3. parallel

4. perp & inter

5. parallel

6. inter

7. parallel

8. perp & inter

9. perp & inter

10. parallel

11. inter

12. perp & inter

13. perp & inter

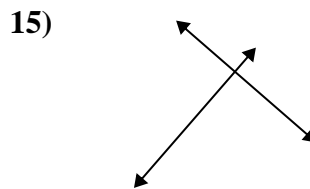
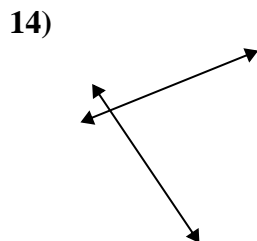
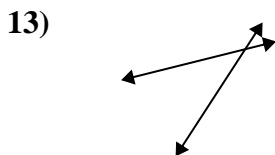
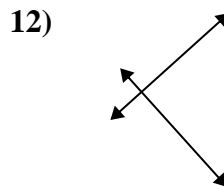
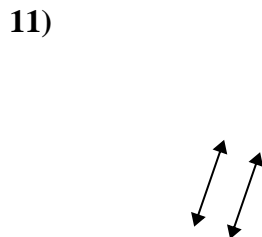
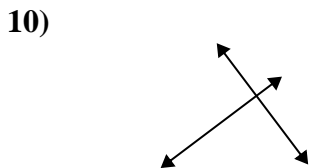
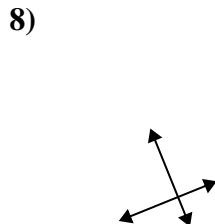
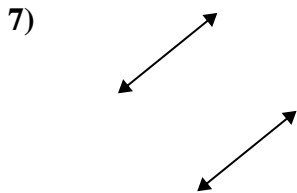
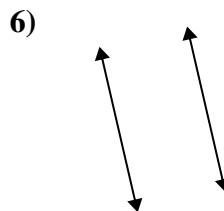
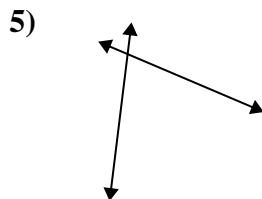
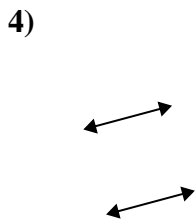
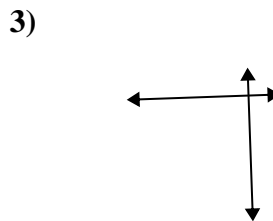
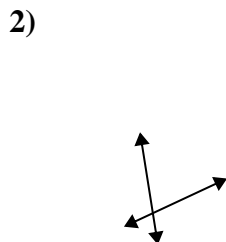
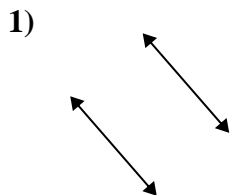
14. inter

15. parallel



Use 'parallel', 'perp'(perpendicular) or 'inter'(intersecting) to describe the lines.

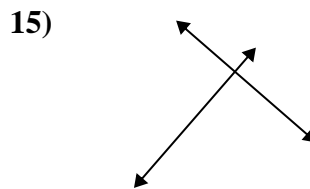
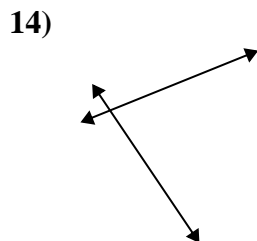
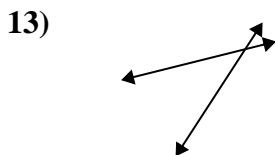
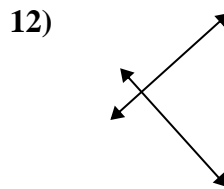
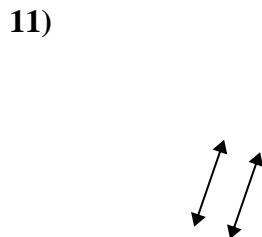
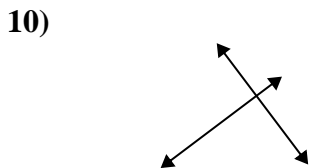
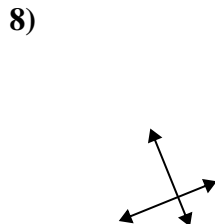
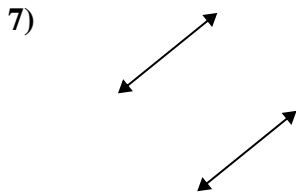
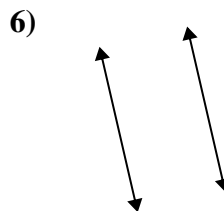
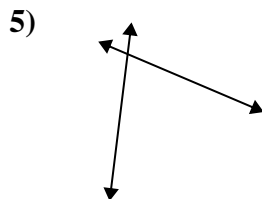
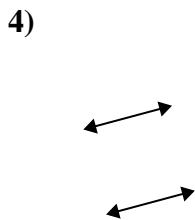
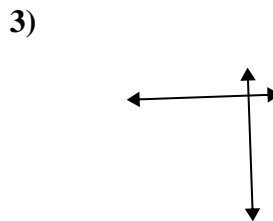
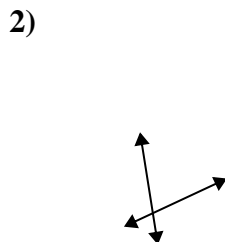
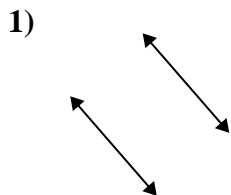
Answers



- 1. _____
- 2. _____
- 3. _____
- 4. _____
- 5. _____
- 6. _____
- 7. _____
- 8. _____
- 9. _____
- 10. _____
- 11. _____
- 12. _____
- 13. _____
- 14. _____
- 15. _____



Use 'parallel', 'perp'(perpendicular) or 'inter'(intersecting) to describe the lines.



Answers

1. parallel

2. inter

3. perp & inter

4. parallel

5. inter

6. parallel

7. parallel

8. perp & inter

9. inter

10. perp & inter

11. parallel

12. perp & inter

13. inter

14. inter

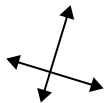
15. perp & inter



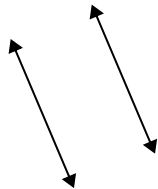
Use 'parallel', 'perp'(perpendicular) or 'inter'(intersecting) to describe the lines.

Answers

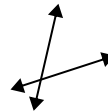
1)



2)



3)

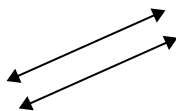


1. _____

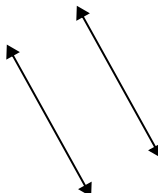
2. _____

3. _____

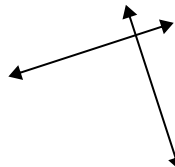
4)



5)



6)

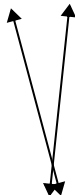


4. _____

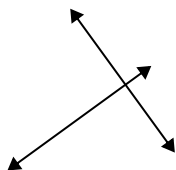
5. _____

6. _____

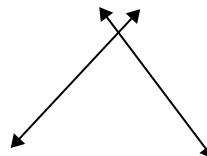
7)



8)



9)



7. _____

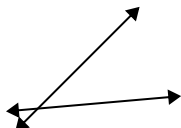
8. _____

9. _____

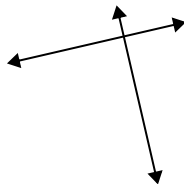
10. _____

11. _____

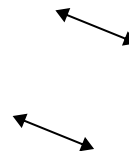
10)



11)



12)



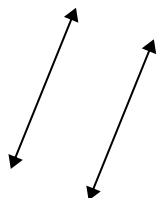
12. _____

13. _____

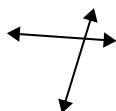
14. _____

15. _____

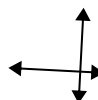
13)



14)



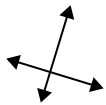
15)



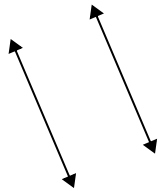


Use 'parallel', 'perp'(perpendicular) or 'inter'(intersecting) to describe the lines.

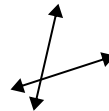
1)



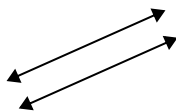
2)



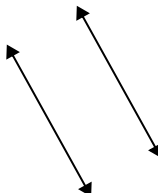
3)



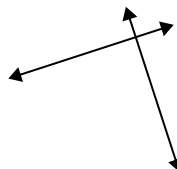
4)



5)



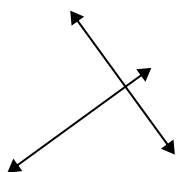
6)



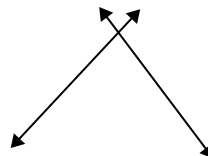
7)



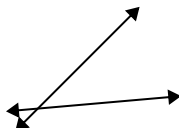
8)



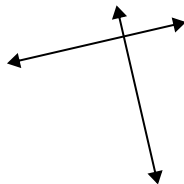
9)



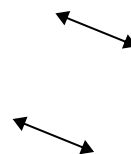
10)



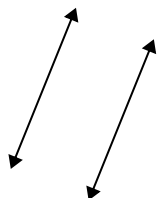
11)



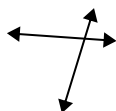
12)



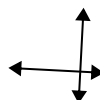
13)



14)



15)



Answers

1. perp & inter

2. parallel

3. inter

4. parallel

5. parallel

6. perp & inter

7. inter

8. perp & inter

9. inter

10. inter

11. perp & inter

12. parallel

13. parallel

14. inter

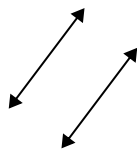
15. perp & inter



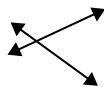
Use 'parallel', 'perp'(perpendicular) or 'inter'(intersecting) to describe the lines.

Answers

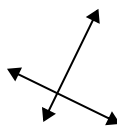
1)



2)



3)

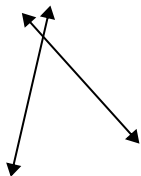


1. _____

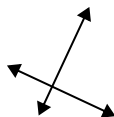
2. _____

3. _____

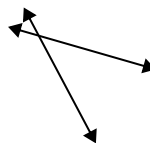
4)



5)



6)

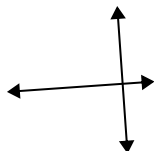


4. _____

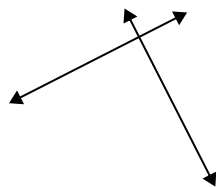
5. _____

6. _____

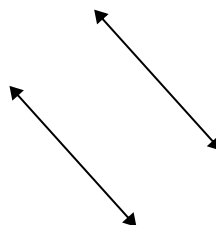
7)



8)



9)

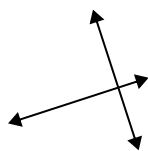


7. _____

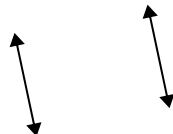
8. _____

9. _____

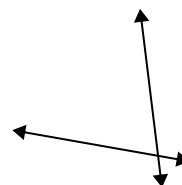
10)



11)



12)



10. _____

11. _____

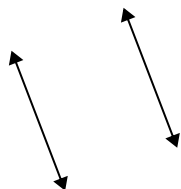
12. _____

13. _____

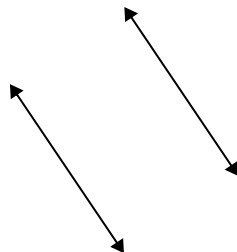
14. _____

15. _____

13)



14)



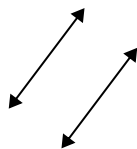
15)



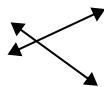


Use 'parallel', 'perp'(perpendicular) or 'inter'(intersecting) to describe the lines.

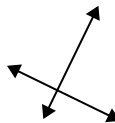
1)



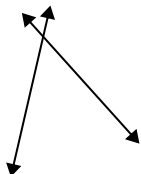
2)



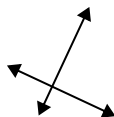
3)



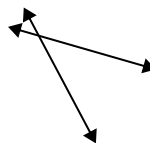
4)



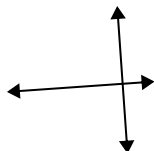
5)



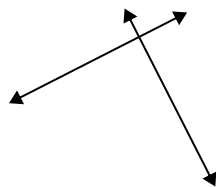
6)



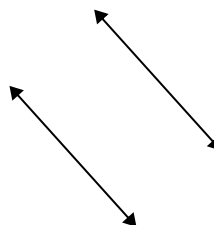
7)



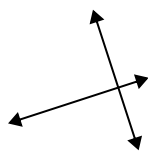
8)



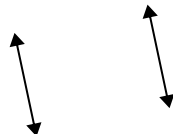
9)



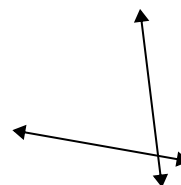
10)



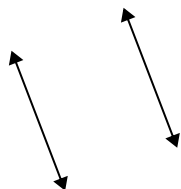
11)



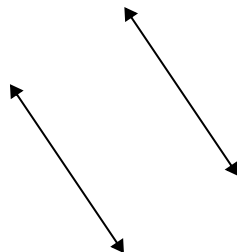
12)



13)



14)



15)



Answers

1. parallel

2. inter

3. perp & inter

4. inter

5. perp & inter

6. inter

7. perp & inter

8. perp & inter

9. parallel

10. perp & inter

11. parallel

12. inter

13. parallel

14. parallel

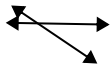
15. inter



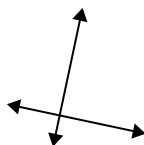
Use 'parallel', 'perp'(perpendicular) or 'inter'(intersecting) to describe the lines.

Answers

1)



2)



3)



1. _____

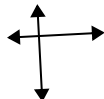
2. _____

3. _____

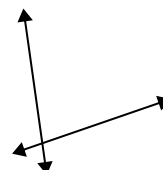
4)



5)



6)



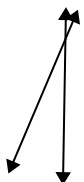
4. _____

5. _____

6. _____

7. _____

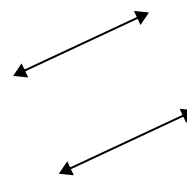
7)



8)



9)



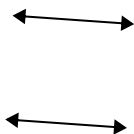
8. _____

9. _____

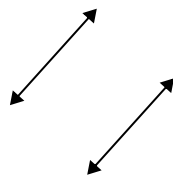
10. _____

11. _____

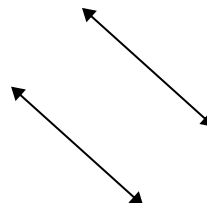
10)



11)



12)



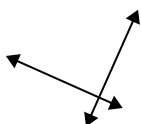
12. _____

13. _____

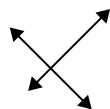
14. _____

15. _____

13)



14)



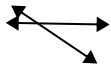
15)



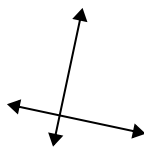


Use 'parallel', 'perp'(perpendicular) or 'inter'(intersecting) to describe the lines.

1)



2)



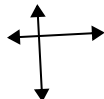
3)



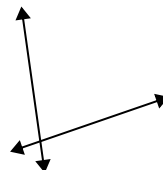
4)



5)



6)



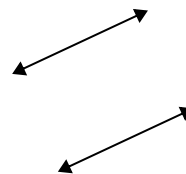
7)



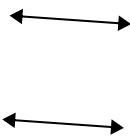
8)



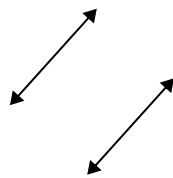
9)



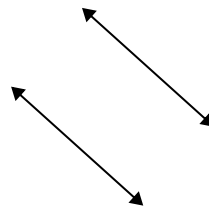
10)



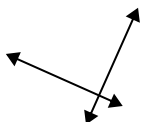
11)



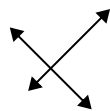
12)



13)



14)



15)



Answers

1. inter
2. perp & inter
3. inter
4. inter
5. perp & inter
6. inter
7. inter
8. perp & inter
9. parallel
10. parallel
11. parallel
12. parallel
13. perp & inter
14. perp & inter
15. parallel