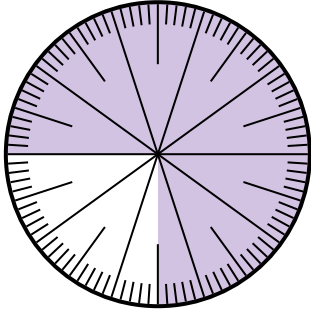




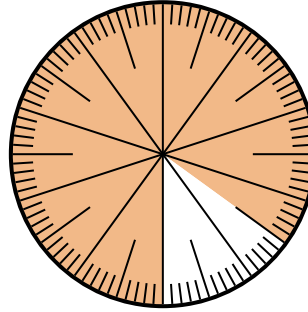
Solve each problem.

- 1) Which choice represents the shaded portion of the number wheel?



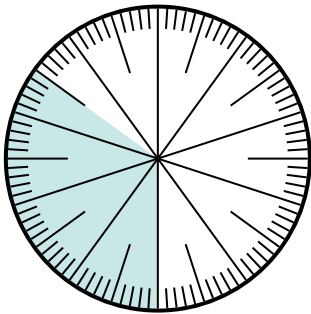
- A.  $\frac{7.5}{100}$       B.  $\frac{0.75}{100}$   
C. 75              D. 0.75

- 2) Which choice represents the shaded portion of the number wheel?



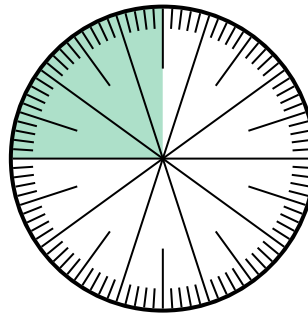
- A. 0.85              B.  $\frac{8.50}{100}$   
C. 8.50             D.  $\frac{0.85}{100}$

- 3) Which choice represents the shaded portion of the number wheel?



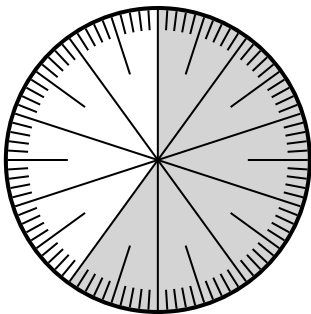
- A.  $\frac{65}{35}$               B. 0.35  
C. 3.5                 D.  $\frac{0.35}{100}$

- 4) Which choice represents the un-shaded portion of the number wheel?



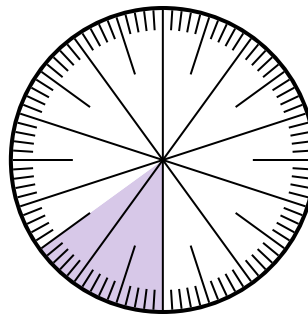
- A.  $\frac{25}{75}$               B. 0.75  
C.  $\frac{75}{25}$               D. 75

- 5) Which choice represents the un-shaded portion of the number wheel?



- A.  $\frac{40}{100}$               B.  $\frac{60}{40}$   
C. 0.040             D.  $\frac{4}{100}$

- 6) Which choice represents the shaded portion of the number wheel?



- A. 0.015             B.  $\frac{0.15}{100}$   
C. 15                 D.  $\frac{15}{100}$

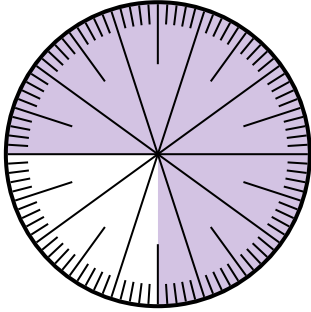
**Answers**

1. \_\_\_\_\_  
2. \_\_\_\_\_  
3. \_\_\_\_\_  
4. \_\_\_\_\_  
5. \_\_\_\_\_  
6. \_\_\_\_\_



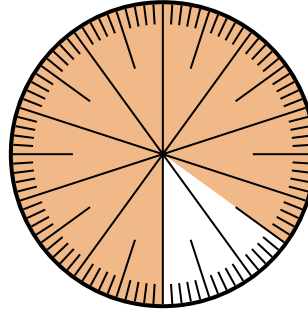
Solve each problem.

- 1) Which choice represents the shaded portion of the number wheel?



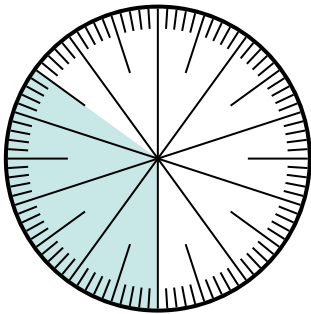
- A.  $\frac{7.5}{100}$       B.  $\frac{0.75}{100}$   
C. 75              D. 0.75

- 2) Which choice represents the shaded portion of the number wheel?



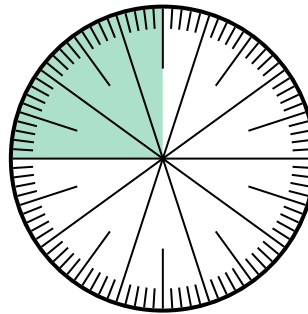
- A. 0.85              B.  $\frac{8.50}{100}$   
C. 8.50             D.  $\frac{0.85}{100}$

- 3) Which choice represents the shaded portion of the number wheel?



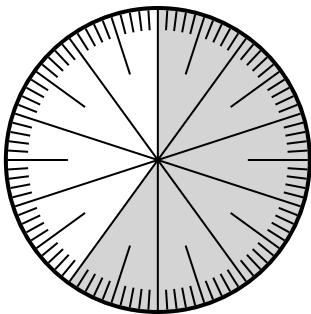
- A.  $\frac{65}{35}$               B. 0.35  
C. 3.5                 D.  $\frac{0.35}{100}$

- 4) Which choice represents the un-shaded portion of the number wheel?



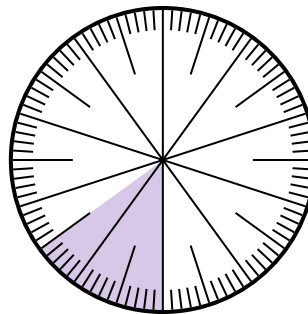
- A.  $\frac{25}{75}$               B. 0.75  
C.  $\frac{75}{25}$               D. 75

- 5) Which choice represents the un-shaded portion of the number wheel?



- A.  $\frac{40}{100}$               B.  $\frac{60}{40}$   
C. 0.040             D.  $\frac{4}{100}$

- 6) Which choice represents the shaded portion of the number wheel?



- A. 0.015             B.  $\frac{0.15}{100}$   
C. 15                 D.  $\frac{15}{100}$

Answers

1.     **D**      
2.     **A**      
3.     **B**      
4.     **B**      
5.     **A**      
6.     **D**