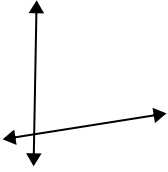




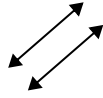
Use 'parallel', 'perp'(perpendicular) or 'inter'(intersecting) to describe the lines.

Answers

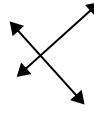
1)



2)



3)



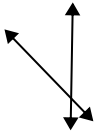
1. \_\_\_\_\_

2. \_\_\_\_\_

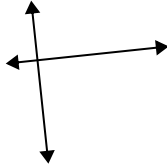
3. \_\_\_\_\_

4. \_\_\_\_\_

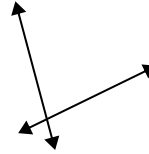
4)



5)



6)



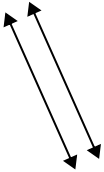
5. \_\_\_\_\_

6. \_\_\_\_\_

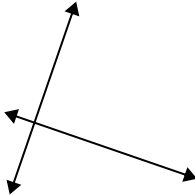
7. \_\_\_\_\_

8. \_\_\_\_\_

7)



8)



9)



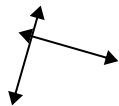
9. \_\_\_\_\_

10. \_\_\_\_\_

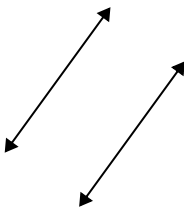
11. \_\_\_\_\_

12. \_\_\_\_\_

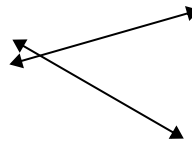
10)



11)



12)

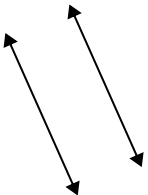


13. \_\_\_\_\_

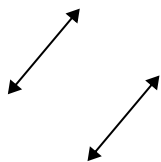
14. \_\_\_\_\_

15. \_\_\_\_\_

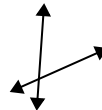
13)



14)

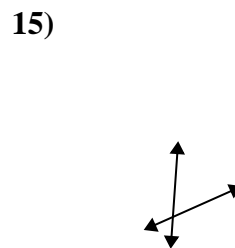
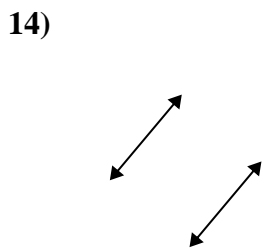
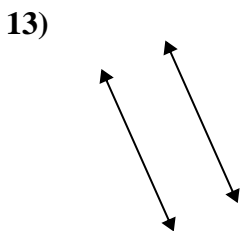
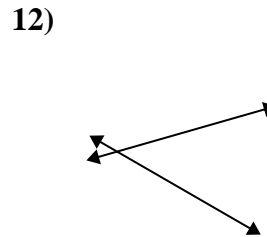
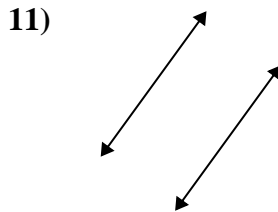
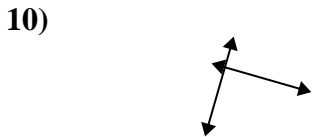
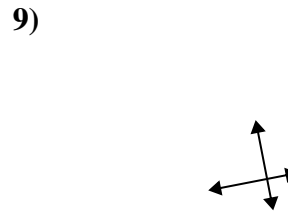
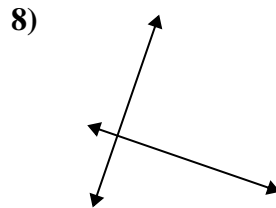
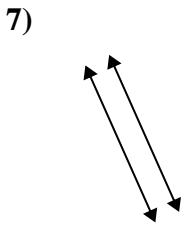
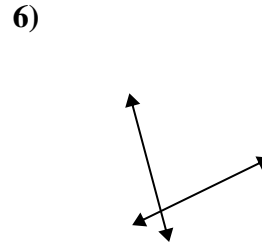
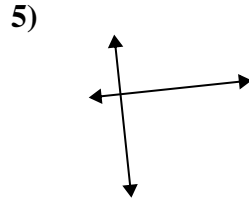
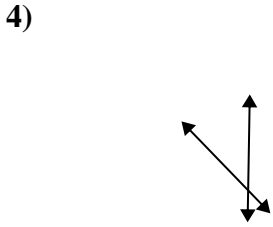
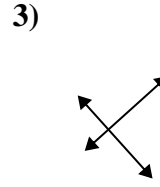
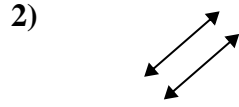
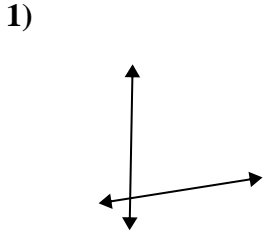


15)





Use 'parallel', 'perp'(perpendicular) or 'inter'(intersecting) to describe the lines.



Answers

1. inter

2. parallel

3. perp & inter

4. inter

5. perp & inter

6. inter

7. parallel

8. perp & inter

9. perp & inter

10. perp & inter

11. parallel

12. inter

13. parallel

14. parallel

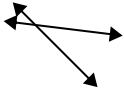
15. inter



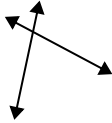
Use 'parallel', 'perp'(perpendicular) or 'inter'(intersecting) to describe the lines.

Answers

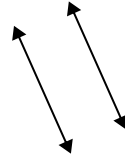
1)



2)



3)

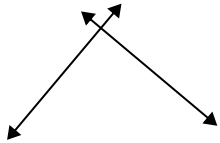


1. \_\_\_\_\_

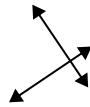
2. \_\_\_\_\_

3. \_\_\_\_\_

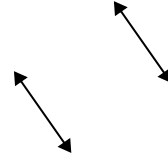
4)



5)



6)



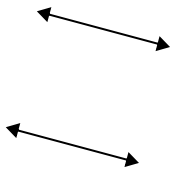
4. \_\_\_\_\_

5. \_\_\_\_\_

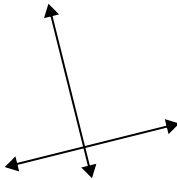
6. \_\_\_\_\_

7. \_\_\_\_\_

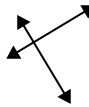
7)



8)



9)



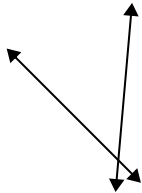
8. \_\_\_\_\_

9. \_\_\_\_\_

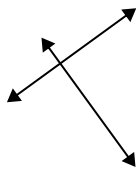
10. \_\_\_\_\_

11. \_\_\_\_\_

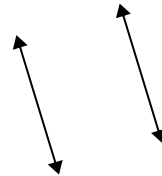
10)



11)



12)



12. \_\_\_\_\_

13. \_\_\_\_\_


14. \_\_\_\_\_

15. \_\_\_\_\_

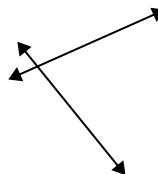
13)



14)



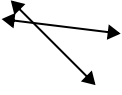
15)



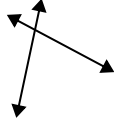


Use 'parallel', 'perp'(perpendicular) or 'inter'(intersecting) to describe the lines.

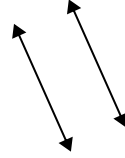
1)



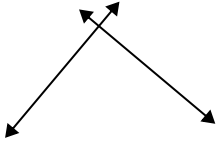
2)



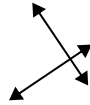
3)



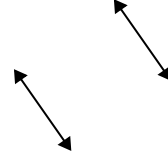
4)



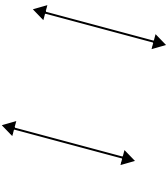
5)



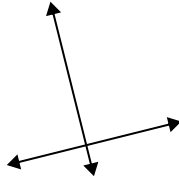
6)



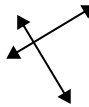
7)



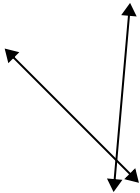
8)



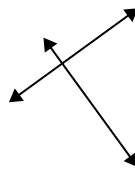
9)



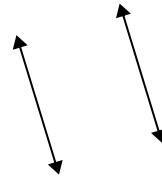
10)



11)




12)



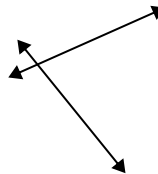
13)



14)



15)



Answers

1. inter

2. inter

3. parallel

4. perp & inter

5. perp & inter

6. parallel

7. parallel

8. perp & inter

9. perp & inter

10. inter

11. perp & inter

12. parallel

13. inter


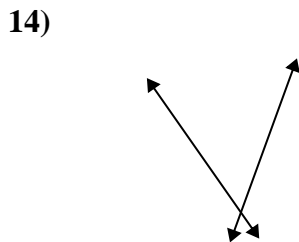
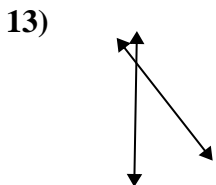
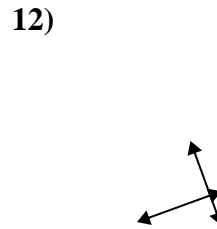
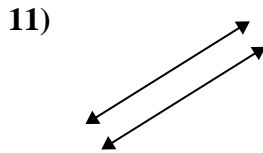
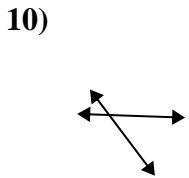
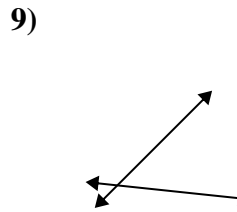
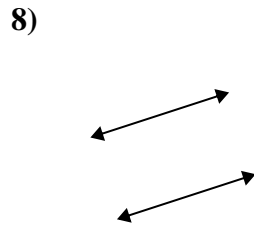
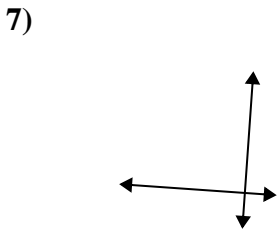
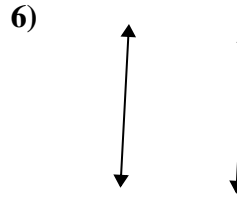
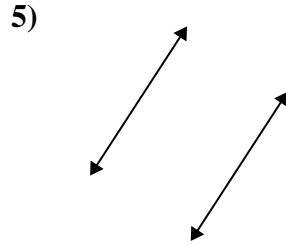
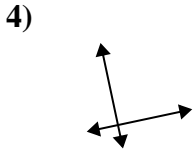
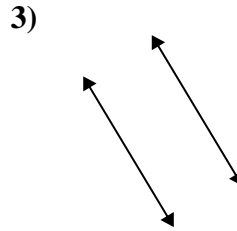
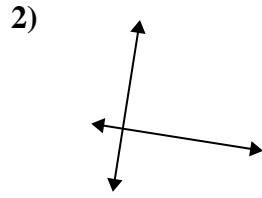
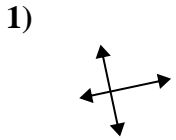
14. parallel

15. inter



Use 'parallel', 'perp'(perpendicular) or 'inter'(intersecting) to describe the lines.


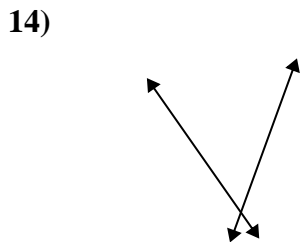
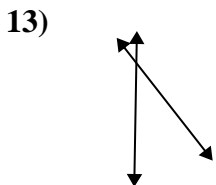
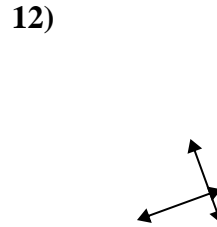
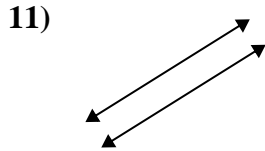
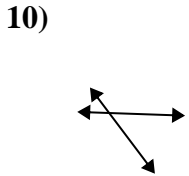
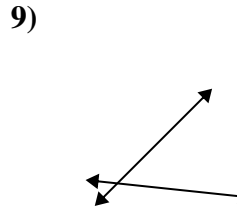
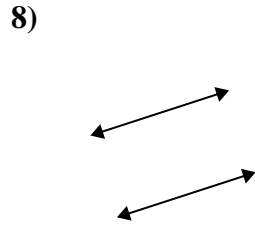
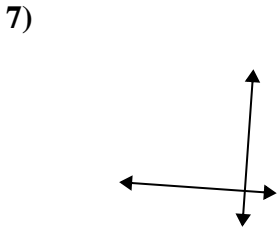
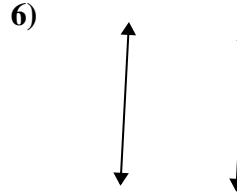
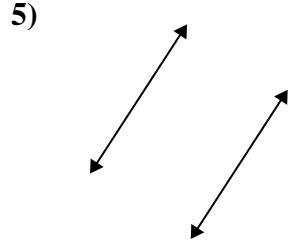
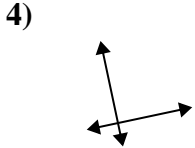
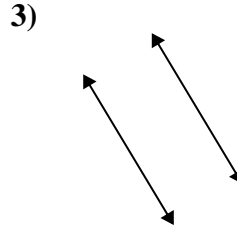
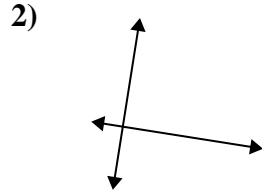
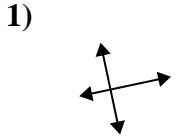
Answers



1. \_\_\_\_\_
2. \_\_\_\_\_
3. \_\_\_\_\_
4. \_\_\_\_\_
5. \_\_\_\_\_
6. \_\_\_\_\_
7. \_\_\_\_\_
8. \_\_\_\_\_
9. \_\_\_\_\_
10. \_\_\_\_\_
11. \_\_\_\_\_
12. \_\_\_\_\_
13. \_\_\_\_\_
14. \_\_\_\_\_
15. \_\_\_\_\_



Use 'parallel', 'perp'(perpendicular) or 'inter'(intersecting) to describe the lines.



Answers

1. perp & inter

2. perp & inter

3. parallel

4. perp & inter

5. parallel

6. parallel

7. perp & inter

8. parallel

9. inter

10. inter

11. parallel

12. perp & inter

13. inter

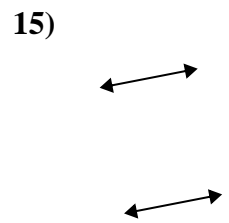
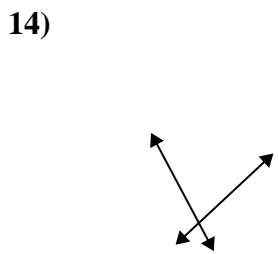
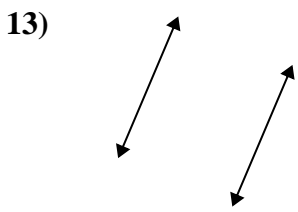
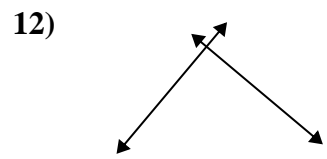
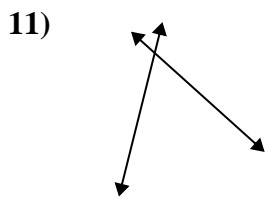
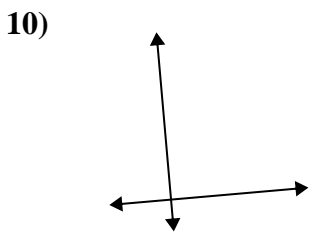
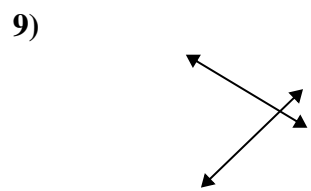
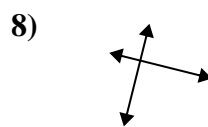
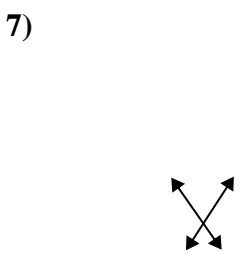
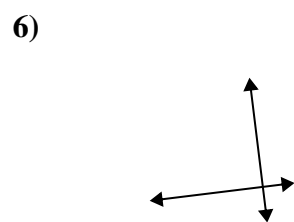
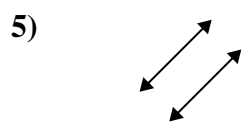
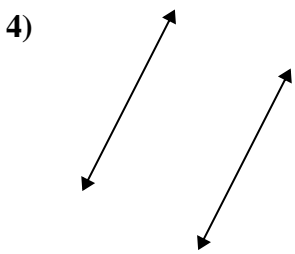
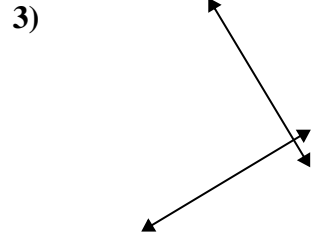
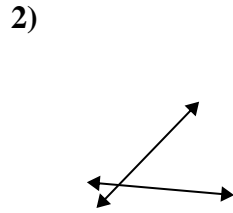
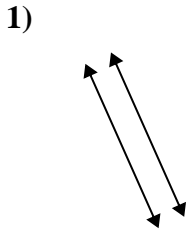
14. inter

15. inter



Use 'parallel', 'perp'(perpendicular) or 'inter'(intersecting) to describe the lines.

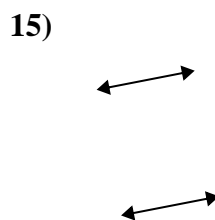
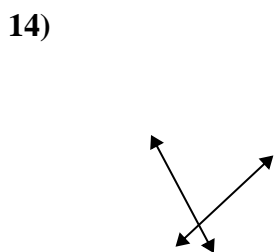
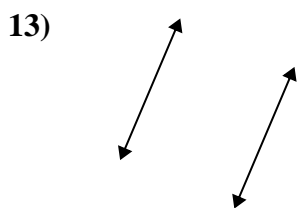
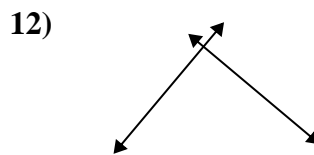
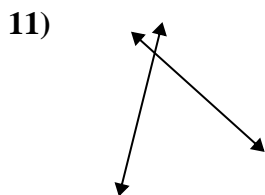
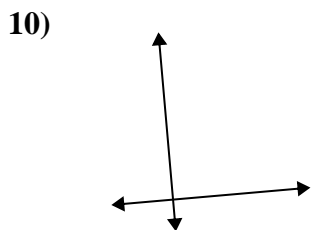
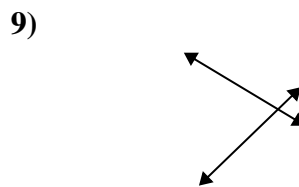
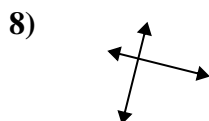
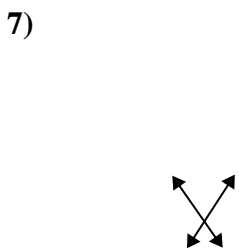
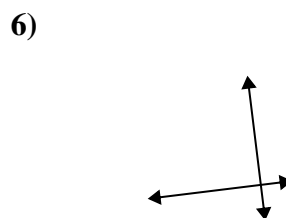
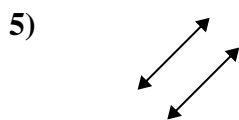
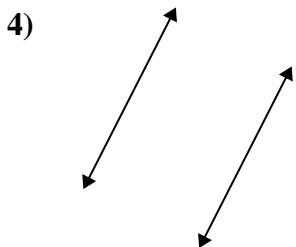
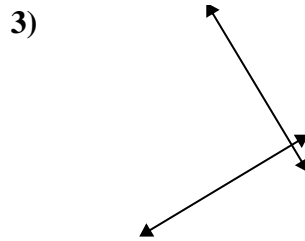
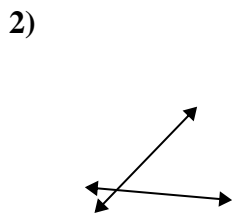
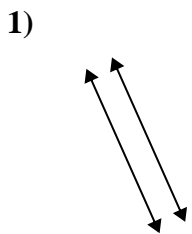
Answers



1. \_\_\_\_\_
2. \_\_\_\_\_
3. \_\_\_\_\_
4. \_\_\_\_\_
5. \_\_\_\_\_
6. \_\_\_\_\_
7. \_\_\_\_\_
8. \_\_\_\_\_
9. \_\_\_\_\_
10. \_\_\_\_\_
11. \_\_\_\_\_
12. \_\_\_\_\_
13. \_\_\_\_\_
14. \_\_\_\_\_
15. \_\_\_\_\_



Use 'parallel', 'perp'(perpendicular) or 'inter'(intersecting) to describe the lines.



Answers

1. parallel

2. inter

3. perp & inter

4. parallel

5. parallel

6. perp & inter

7. inter

8. perp & inter

9. inter

10. perp & inter

11. inter

12. perp & inter

13. parallel

14. inter

15. parallel

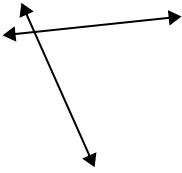




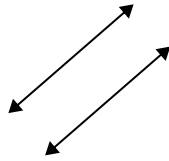
Use 'parallel', 'perp'(perpendicular) or 'inter'(intersecting) to describe the lines.

Answers

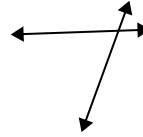
1)



2)



3)



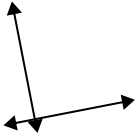
1. \_\_\_\_\_

2. \_\_\_\_\_

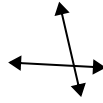
3. \_\_\_\_\_

4. \_\_\_\_\_

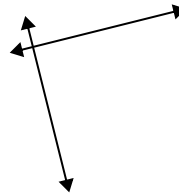
4)



5)



6)



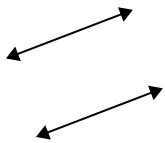
5. \_\_\_\_\_

6. \_\_\_\_\_

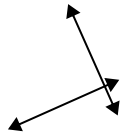
7. \_\_\_\_\_

8. \_\_\_\_\_

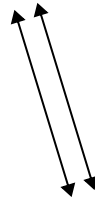
7)



8)



9)



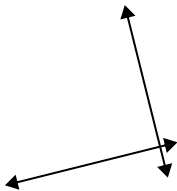
9. \_\_\_\_\_

10. \_\_\_\_\_

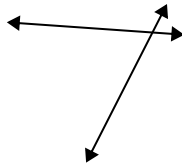
11. \_\_\_\_\_

12. \_\_\_\_\_

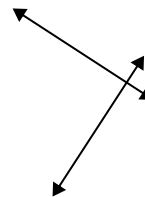
10)



11)



12)

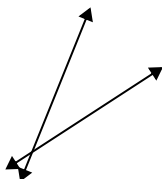


13. \_\_\_\_\_

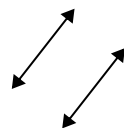
14. \_\_\_\_\_

15. \_\_\_\_\_

13)



14)



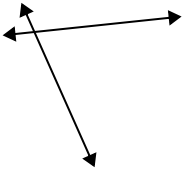
15)



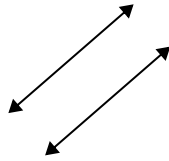


Use 'parallel', 'perp'(perpendicular) or 'inter'(intersecting) to describe the lines.

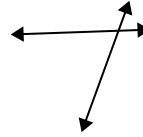
1)



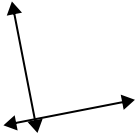
2)



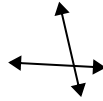
3)



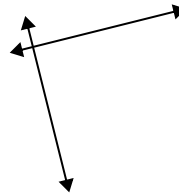
4)



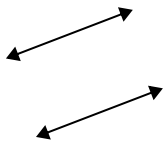
5)



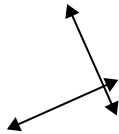
6)



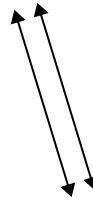
7)



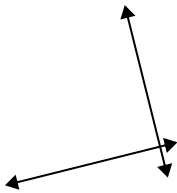
8)



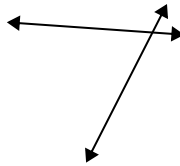
9)



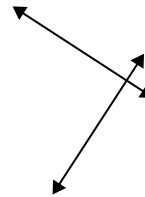
10)



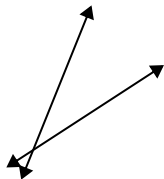
11)



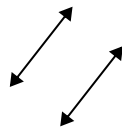
12)




13)



14)



15)



Answers

1. inter

2. parallel

3. inter

4. perp & inter

5. inter

6. perp & inter

7. parallel

8. perp & inter

9. parallel

10. perp & inter

11. inter

12. perp & inter

13. inter

14. parallel

15. parallel



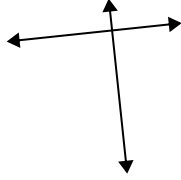
Use 'parallel', 'perp'(perpendicular) or 'inter'(intersecting) to describe the lines.

Answers

1)



2)



3)



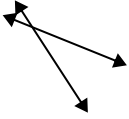
1. \_\_\_\_\_

2. \_\_\_\_\_

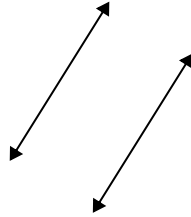
3. \_\_\_\_\_

4. \_\_\_\_\_

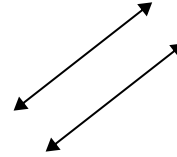
4)



5)



6)



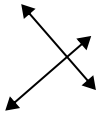
5. \_\_\_\_\_

6. \_\_\_\_\_

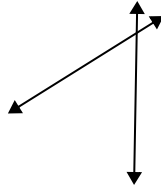
7. \_\_\_\_\_

8. \_\_\_\_\_

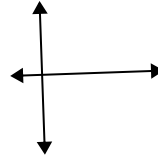
7)



8)



9)



9. \_\_\_\_\_

10. \_\_\_\_\_

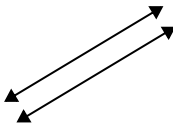
11. \_\_\_\_\_

12. \_\_\_\_\_

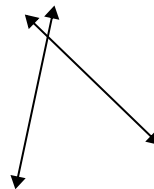
10)



11)



12)

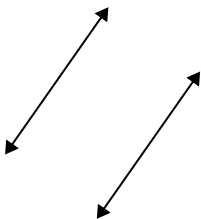


13. \_\_\_\_\_

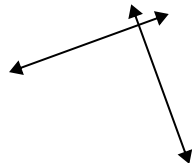
14. \_\_\_\_\_

15. \_\_\_\_\_

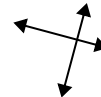
13)



14)



15)



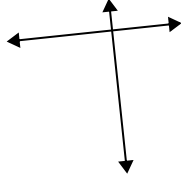


Use 'parallel', 'perp'(perpendicular) or 'inter'(intersecting) to describe the lines.

1)



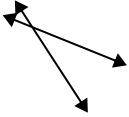
2)



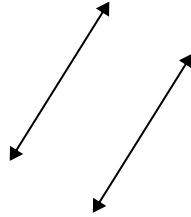
3)



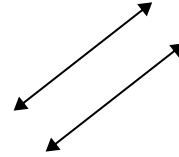
4)



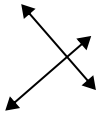
5)



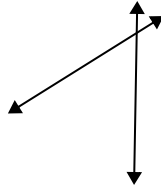
6)



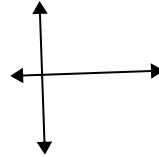
7)



8)



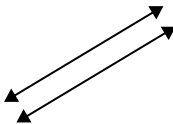
9)



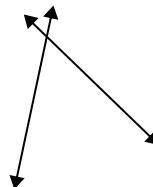
10)



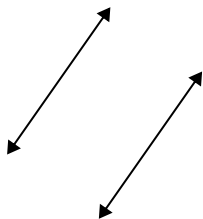
11)



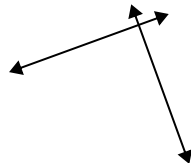
12)



13)



14)



15)



Answers

1. parallel

2. perp & inter

3. inter

4. inter

5. parallel

6. parallel

7. perp & inter

8. inter

9. perp & inter

10. inter

11. parallel

12. inter

13. parallel

14. perp & inter

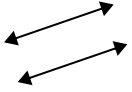
15. perp & inter



Use 'parallel', 'perp'(perpendicular) or 'inter'(intersecting) to describe the lines.

Answers

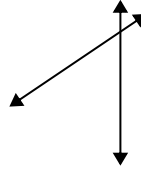
1)



2)



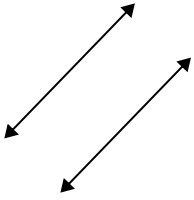
3)



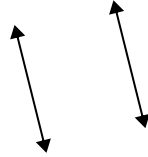
1. \_\_\_\_\_

2. \_\_\_\_\_

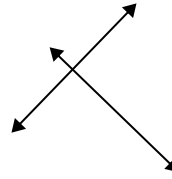
4)



5)



6)



3. \_\_\_\_\_

4. \_\_\_\_\_

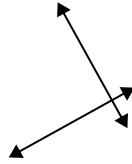
5. \_\_\_\_\_

6. \_\_\_\_\_

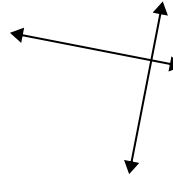
7)



8)



9)



7. \_\_\_\_\_

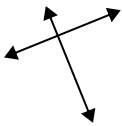
8. \_\_\_\_\_

9. \_\_\_\_\_

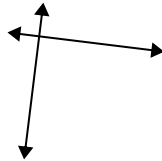
10. \_\_\_\_\_

11. \_\_\_\_\_

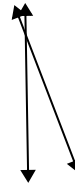
10)



11)



12)



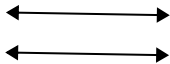
12. \_\_\_\_\_

13. \_\_\_\_\_

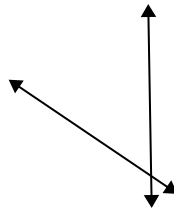
14. \_\_\_\_\_

15. \_\_\_\_\_

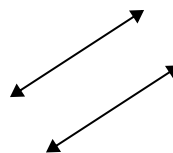
13)



14)



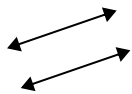
15)





Use 'parallel', 'perp'(perpendicular) or 'inter'(intersecting) to describe the lines.

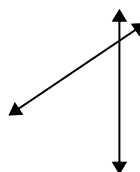
1)



2)



3)



1.

**parallel**

2.

**inter**

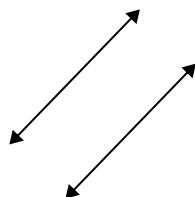
3.

**inter**

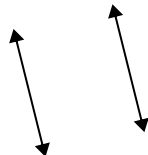
4.

**parallel**

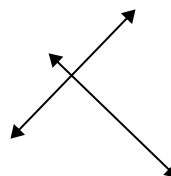
4)



5)



6)



5.

**parallel**

6.

**perp & inter**

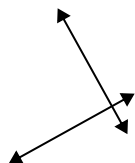
7.

**inter**

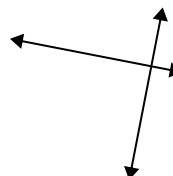
7)



8)



9)



8.

**perp & inter**

9.

**perp & inter**

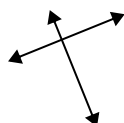
10.

**perp & inter**

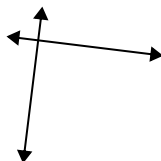
11.

**perp & inter**

10)



11)



12)



12.

**inter**


13.

**parallel**

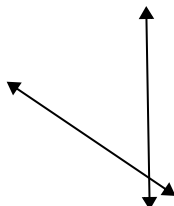
14.

**inter**

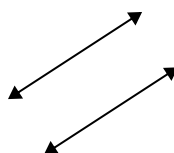
13)



14)



15)



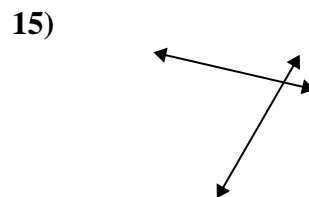
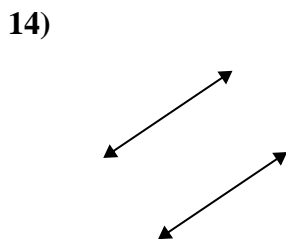
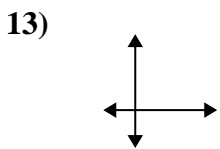
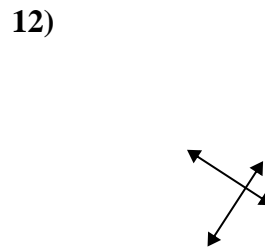
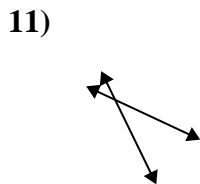
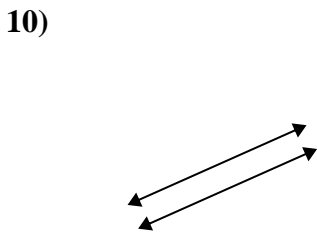
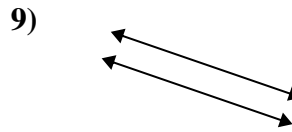
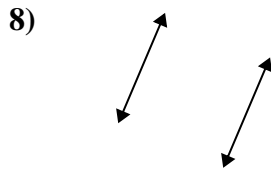
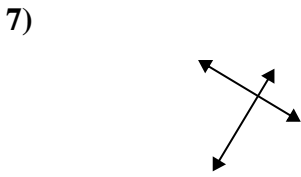
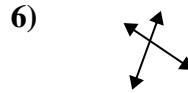
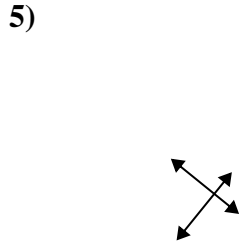
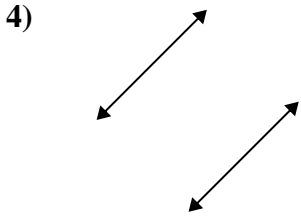
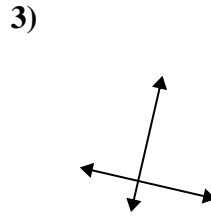
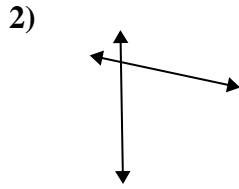
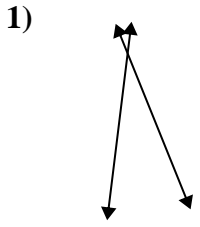
15.

**parallel**



Use 'parallel', 'perp'(perpendicular) or 'inter'(intersecting) to describe the lines.

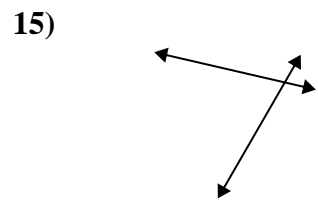
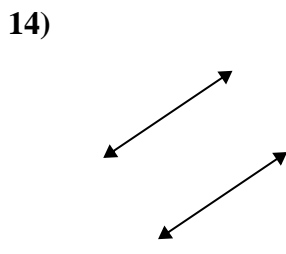
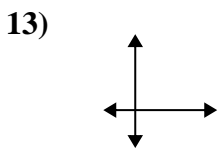
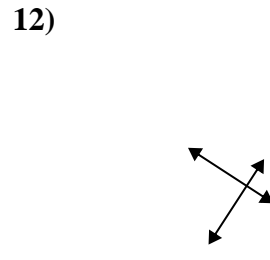
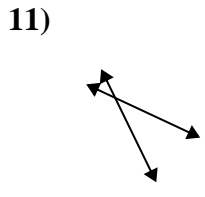
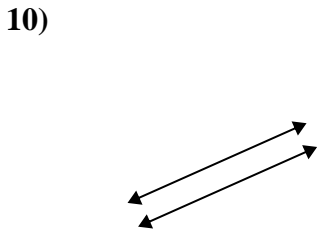
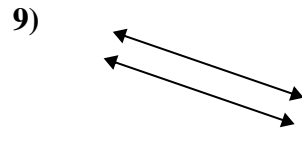
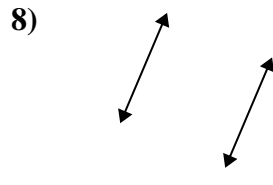
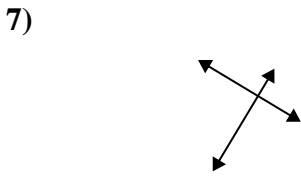
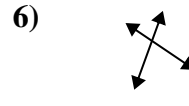
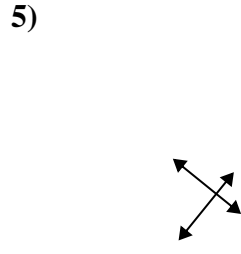
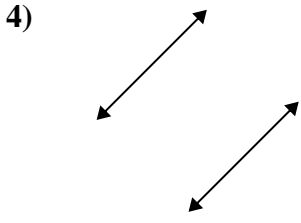
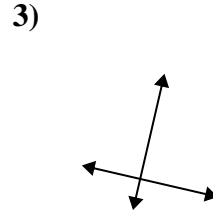
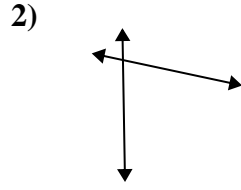
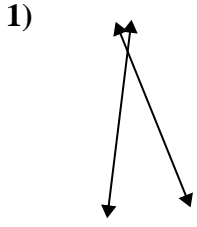
Answers



1. \_\_\_\_\_
2. \_\_\_\_\_
3. \_\_\_\_\_
4. \_\_\_\_\_
5. \_\_\_\_\_
6. \_\_\_\_\_
7. \_\_\_\_\_
8. \_\_\_\_\_
9. \_\_\_\_\_
10. \_\_\_\_\_
11. \_\_\_\_\_
12. \_\_\_\_\_
13. \_\_\_\_\_
14. \_\_\_\_\_
15. \_\_\_\_\_



Use 'parallel', 'perp'(perpendicular) or 'inter'(intersecting) to describe the lines.



Answers

1. inter

2. inter

3. perp & inter

4. parallel

5. perp & inter

6. inter

7. perp & inter

8. parallel

9. parallel

10. parallel

11. inter

12. perp & inter

13. perp & inter

14. parallel

15. inter





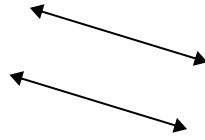
Use 'parallel', 'perp'(perpendicular) or 'inter'(intersecting) to describe the lines.

Answers

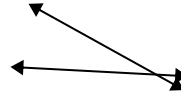
1)



2)



3)



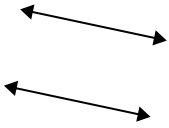
1. \_\_\_\_\_

2. \_\_\_\_\_

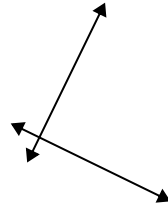
3. \_\_\_\_\_

4. \_\_\_\_\_

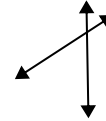
4)



5)



6)



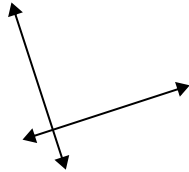
5. \_\_\_\_\_

6. \_\_\_\_\_

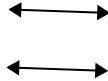
7. \_\_\_\_\_

8. \_\_\_\_\_

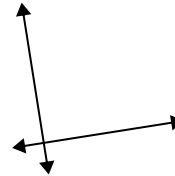
7)



8)



9)



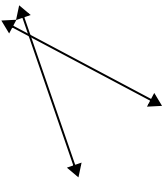
9. \_\_\_\_\_

10. \_\_\_\_\_

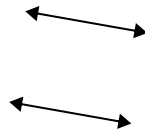
11. \_\_\_\_\_

12. \_\_\_\_\_

10)



11)



12)

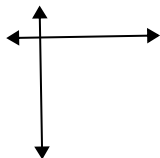


13. \_\_\_\_\_

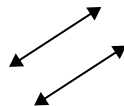
14. \_\_\_\_\_

15. \_\_\_\_\_

13)



14)



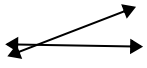
15)



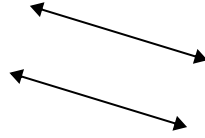


Use 'parallel', 'perp'(perpendicular) or 'inter'(intersecting) to describe the lines.

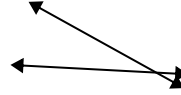
1)



2)

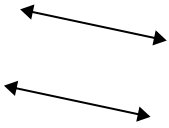


3)

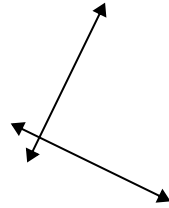


1. inter

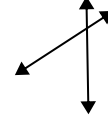
4)



5)



6)



2. parallel

3. inter

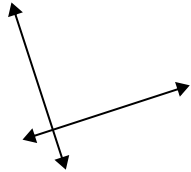
4. parallel

5. perp & inter

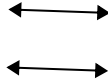
6. inter

7. perp & inter

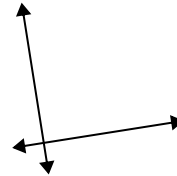
7)



8)



9)



8. parallel

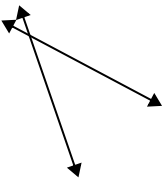
9. perp & inter

10. inter

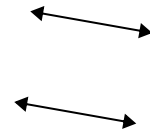
11. parallel

12. inter

10)



11)



12)

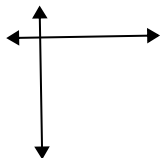


13. perp & inter

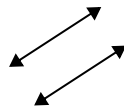
14. parallel

15. perp & inter

13)



14)



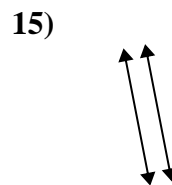
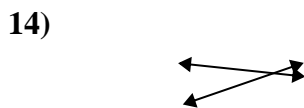
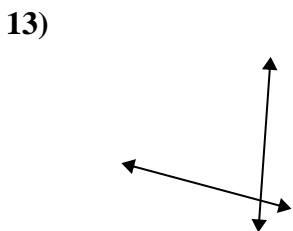
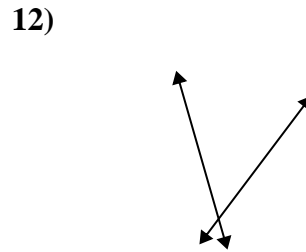
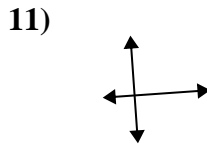
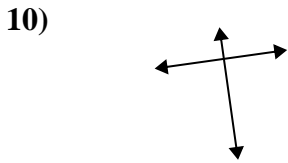
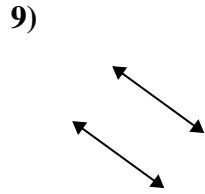
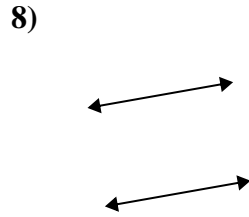
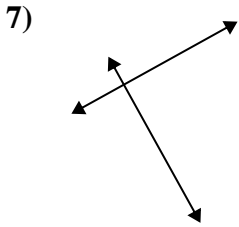
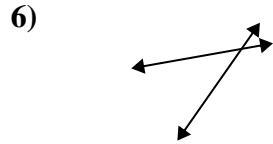
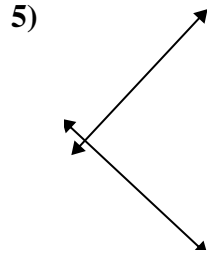
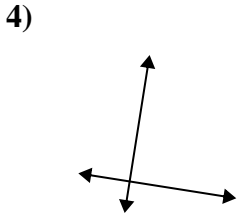
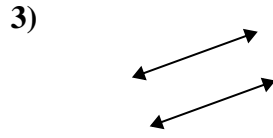
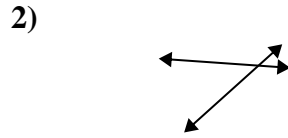
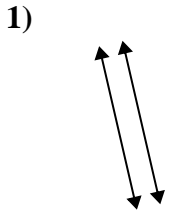
15)





Use 'parallel', 'perp'(perpendicular) or 'inter'(intersecting) to describe the lines.

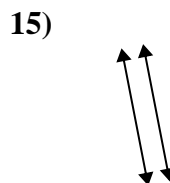
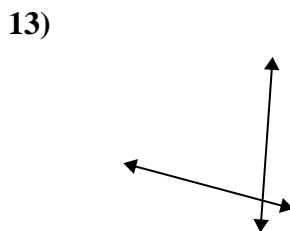
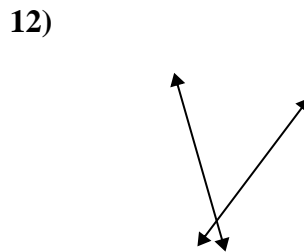
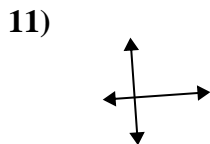
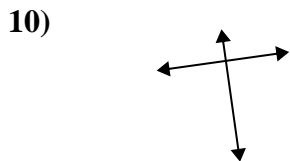
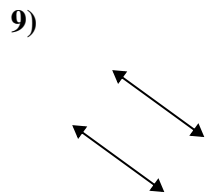
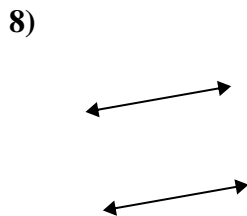
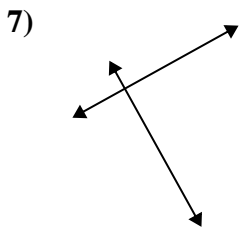
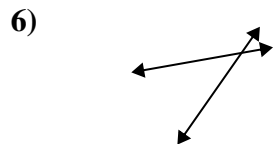
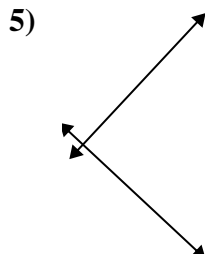
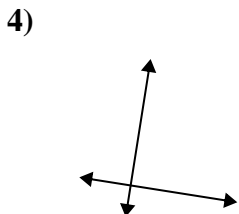
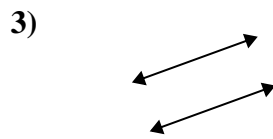
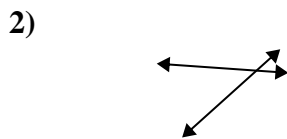
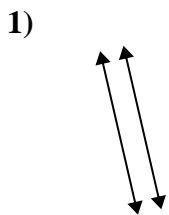
Answers



1. \_\_\_\_\_
2. \_\_\_\_\_
3. \_\_\_\_\_
4. \_\_\_\_\_
5. \_\_\_\_\_
6. \_\_\_\_\_
7. \_\_\_\_\_
8. \_\_\_\_\_
9. \_\_\_\_\_
10. \_\_\_\_\_
11. \_\_\_\_\_
12. \_\_\_\_\_
13. \_\_\_\_\_
14. \_\_\_\_\_
15. \_\_\_\_\_



Use 'parallel', 'perp'(perpendicular) or 'inter'(intersecting) to describe the lines.



Answers

1. parallel

2. inter

3. parallel

4. perp & inter

5. perp & inter

6. inter

7. perp & inter

8. parallel

9. parallel

10. perp & inter

11. perp & inter

12. inter

13. inter

14. inter

15. parallel