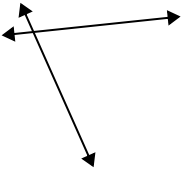




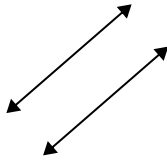
Use 'parallel', 'perp'(perpendicular) or 'inter'(intersecting) to describe the lines.

Answers

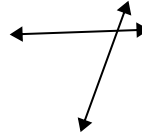
1)



2)



3)



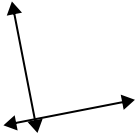
1. _____

2. _____

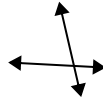
3. _____

4. _____

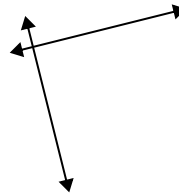
4)



5)



6)



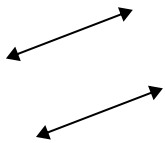
5. _____

6. _____

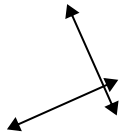
7. _____

8. _____

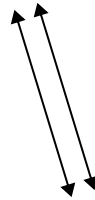
7)



8)



9)



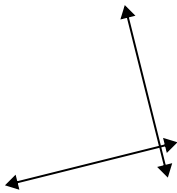
9. _____

10. _____

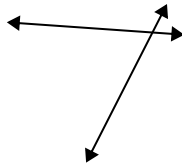
11. _____

12. _____

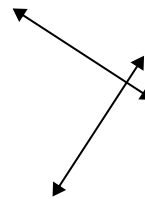
10)



11)



12)

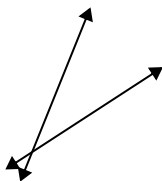


13. _____

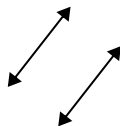
14. _____

15. _____


13)



14)

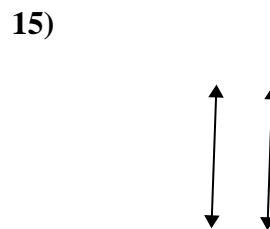
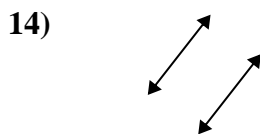
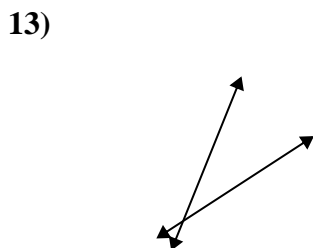
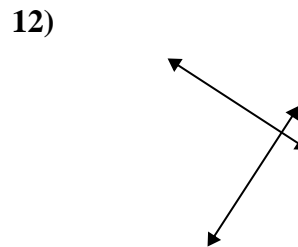
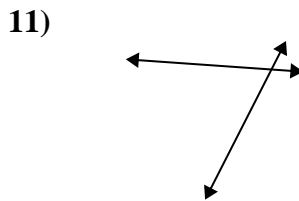
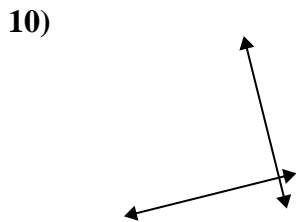
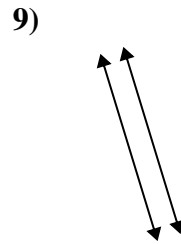
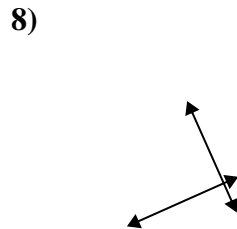
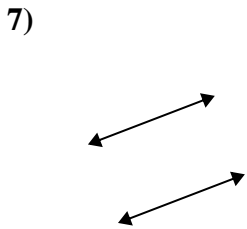
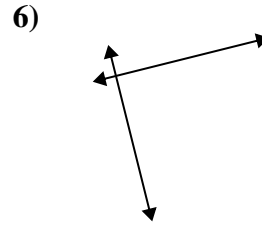
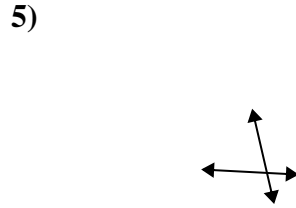
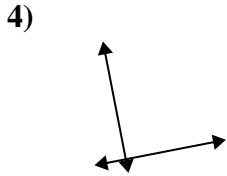
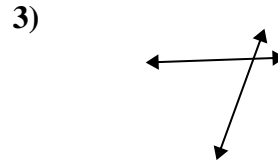
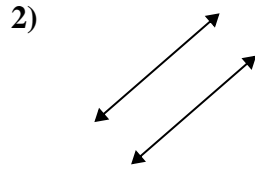
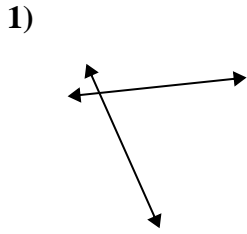


15)





Use 'parallel', 'perp'(perpendicular) or 'inter'(intersecting) to describe the lines.



Answers

1. inter

2. parallel

3. inter

4. perp & inter

5. inter

6. perp & inter

7. parallel

8. perp & inter

9. parallel

10. perp & inter

11. inter

12. perp & inter

13. inter

14. parallel

15. parallel