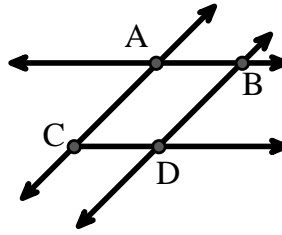




Solve each problem.

Use the graphic to the right to find the following (if possible):

- 1) A Line \_\_\_\_\_
- 2) Perpendicular Lines \_\_\_\_\_
- 3) A Ray \_\_\_\_\_
- 4) Parallel Lines \_\_\_\_\_
- 5) Intersecting Lines \_\_\_\_\_
- 6) A Segment \_\_\_\_\_

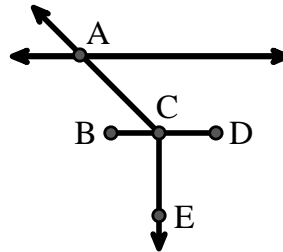


Answers

- 1. \_\_\_\_\_
- 2. \_\_\_\_\_
- 3. \_\_\_\_\_
- 4. \_\_\_\_\_
- 5. \_\_\_\_\_
- 6. \_\_\_\_\_
- 7. \_\_\_\_\_
- 8. \_\_\_\_\_

Use the graphic to the right to find the following (if possible):


- 7) Acute Angle \_\_\_\_\_
- 8) Straight Angle \_\_\_\_\_
- 9) Obtuse Angle \_\_\_\_\_
- 10) Right Angle \_\_\_\_\_



- 9. \_\_\_\_\_
- 10. \_\_\_\_\_
- 11. graph
- 12. graph
- 13. graph
- 14. graph
- 15. graph

Use the dot matrix to draw the following:

- 11) Ray  $\vec{AB}$
- 12) Ray  $\vec{AC}$  perpendicular to ray  $\vec{AB}$
- 13) line  $\vec{DE}$  intersecting ray  $\vec{AC}$
- 14) Segment  $\overline{EF}$  perpendicular to ray  $\vec{AB}$
- 15) Angle  $\angle EFG$

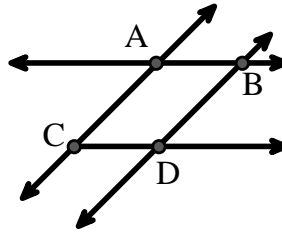




Solve each problem.

Use the graphic to the right to find the following (if possible):

- 1) A Line  $\overleftrightarrow{AC}, \overleftrightarrow{AB}, \overleftrightarrow{BD}$
- 2) Perpendicular Lines \_\_\_\_\_
- 3) A Ray  $\overrightarrow{AB}, \overrightarrow{AC}, \overrightarrow{BA}, \overrightarrow{BD}, \overrightarrow{CA}, \overrightarrow{CD}, \overrightarrow{DB}$
- 4) Parallel Lines  $(\overleftrightarrow{A} \& \overleftrightarrow{B}), (\overleftrightarrow{A} \& \overleftrightarrow{C}), (\overleftrightarrow{B} \& \overleftrightarrow{D}), (\overleftrightarrow{C} \& \overleftrightarrow{D})$
- 5) Intersecting Lines  $(\overleftrightarrow{AB} \& \overleftrightarrow{AC}), (\overleftrightarrow{AB} \& \overleftrightarrow{BD})$
- 6) A Segment  $\overline{AB}, \overline{AC}, \overline{BD}, \overline{CD}$

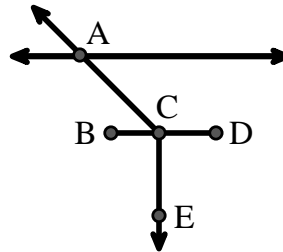


Answers

1.  $\overleftrightarrow{AC}$
2. none
3.  $\overrightarrow{AB}$
4.  $(\overleftrightarrow{A} \& \overleftrightarrow{B})$
5.  $(\overleftrightarrow{AB} \& \overleftrightarrow{AC})$
6.  $\overline{AB}$
7.  $\angle ACB$
8.  $\angle BCD$
9.  $\angle ACD$
10.  $\angle BCE$
11. graph
12. graph
13. graph
14. graph
15. graph

Use the graphic to the right to find the following (if possible):

- 7) Acute Angle  $\angle ACB$
- 8) Straight Angle  $\angle BCD$
- 9) Obtuse Angle  $\angle ACD$
- 10) Right Angle  $\angle BCE, \angle DCE$



Use the dot matrix to draw the following:

- 11) Ray  $\overrightarrow{AB}$
- 12) Ray  $\overrightarrow{AC}$  perpendicular to ray  $\overrightarrow{AB}$
- 13) line  $\overleftrightarrow{DE}$  intersecting ray  $\overrightarrow{AC}$
- 14) Segment  $\overline{EF}$  perpendicular to ray  $\overrightarrow{AB}$
- 15) Angle  $\angle EFG$

