



Solve each problem.

Use the graphic to the right to find the following (if possible):

1) Perpendicular Lines _____

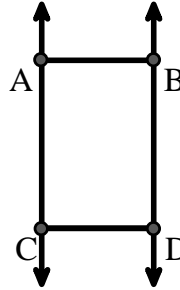
2) A Segment _____

3) A Line _____

4) Parallel Lines _____

5) Intersecting Lines _____

6) A Ray _____



Answers

1. _____

2. _____

3. _____

4. _____

5. _____

6. _____

7. _____

8. _____

9. _____

10. _____

11. graph

12. graph

13. graph

14. graph

15. graph

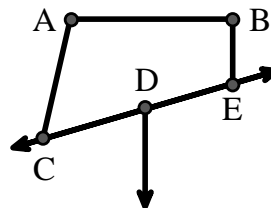
Use the graphic to the right to find the following (if possible):

7) Obtuse Angle _____

8) Right Angle _____

9) Acute Angle _____

10) Straight Angle _____



Use the dot matrix to draw the following:


11) Line \overleftrightarrow{AC}

12) Segment \overline{AB}

13) Angle $\angle ABD$

14) Line \overleftrightarrow{EF} parallel to line \overleftrightarrow{AC}

15) Segment \overline{EG} perpendicular to \overleftrightarrow{EF}





Solve each problem.

Use the graphic to the right to find the following (if possible):

1) Perpendicular Lines _____

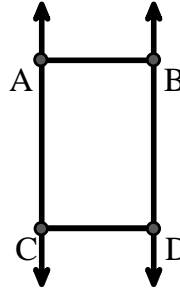
2) A Segment \overline{AB} , \overline{AC} , \overline{BD} , \overline{CD}

3) A Line \overleftrightarrow{AC} , \overleftrightarrow{BD}

4) Parallel Lines $(\vec{A} \ \& \ \vec{B})$, $(\vec{A} \ \& \ \vec{C})$, $(\vec{B} \ \& \ \vec{D})$, $(\vec{C} \ \& \ \vec{D})$

5) Intersecting Lines _____

6) A Ray \vec{AC} , \vec{BD} , \vec{CA} , \vec{DB}



Answers

1. none

2. \overline{AB}

3. \overleftrightarrow{AC}

4. $(\vec{A} \ \& \ \vec{B})$

5. none

6. \vec{AC}

7. $\angle CAB$

8. $\angle ABE$

9. $\angle ACD$

10. $\angle CDE$

11. graph

12. graph

13. graph

14. graph

15. graph

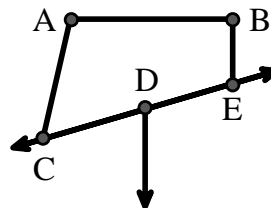
Use the graphic to the right to find the following (if possible):

7) Obtuse Angle $\angle CAB$, $\angle BED$

8) Right Angle $\angle ABE$, $\angle ABD$, $\angle CBD$

9) Acute Angle $\angle ACD$

10) Straight Angle $\angle CDE$



Use the dot matrix to draw the following:

11) Line \overleftrightarrow{AC}

12) Segment \overline{AB}

13) Angle $\angle ABD$

14) Line \overleftrightarrow{EF} parallel to line \overleftrightarrow{AC}

15) Segment \overline{EG} perpendicular to \overleftrightarrow{EF}

