



Determine which graph goes with which table.

1)

Color	People
blue	5,000
green	2,000
orange	6,000
yellow	3,000
red	10,000

2)

Color	People
blue	5,000
green	6,000
orange	2,000
yellow	3,000
red	10,000

3)

Color	People
blue	5,000
green	2,000
orange	6,000
yellow	10,000
red	3,000

4)

Color	People
blue	2,000
green	10,000
orange	6,000
yellow	3,000
red	5,000

5)

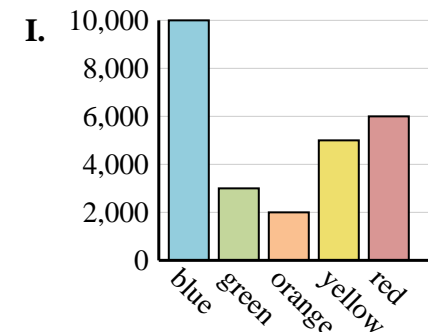
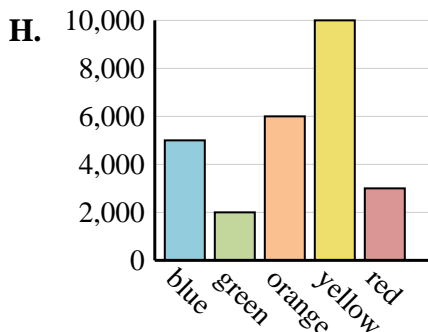
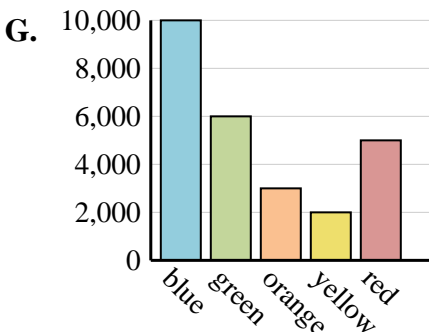
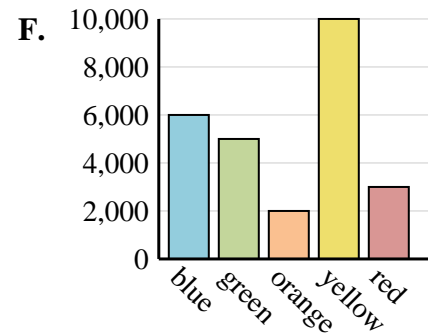
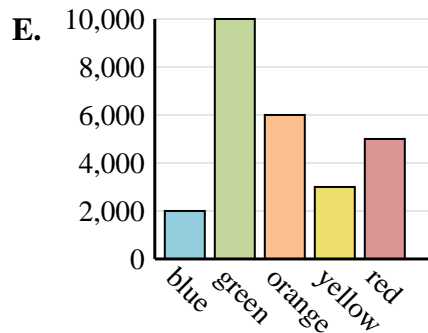
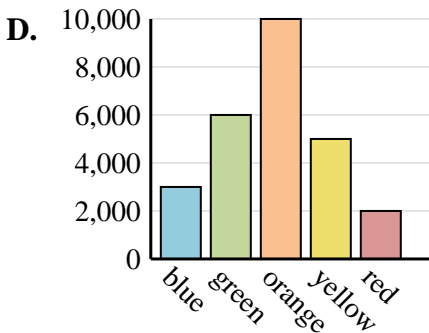
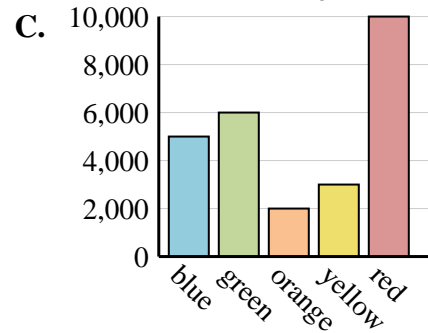
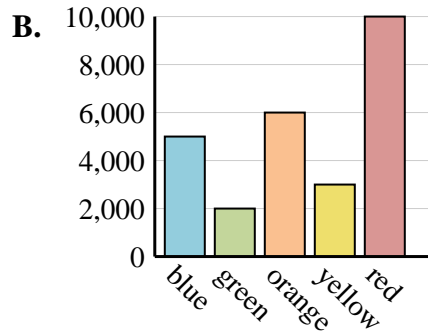
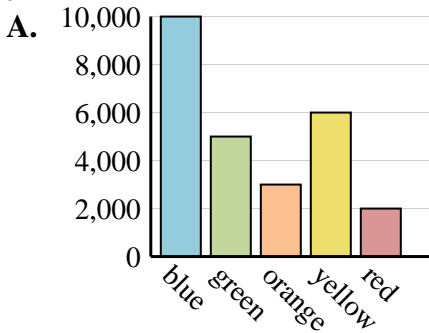
Color	People
blue	6,000
green	5,000
orange	2,000
yellow	10,000
red	3,000

6)

Color	People
blue	10,000
green	5,000
orange	3,000
yellow	6,000
red	2,000

Answers

1. _____
2. _____
3. _____
4. _____
5. _____
6. _____





Determine which graph goes with which table.

1)

Color	People
blue	5,000
green	2,000
orange	6,000
yellow	3,000
red	10,000

2)

Color	People
blue	5,000
green	6,000
orange	2,000
yellow	3,000
red	10,000

3)

Color	People
blue	5,000
green	2,000
orange	6,000
yellow	10,000
red	3,000

4)

Color	People
blue	2,000
green	10,000
orange	6,000
yellow	3,000
red	5,000

5)

Color	People
blue	6,000
green	5,000
orange	2,000
yellow	10,000
red	3,000

6)

Color	People
blue	10,000
green	5,000
orange	3,000
yellow	6,000
red	2,000

Answers

1. **B**

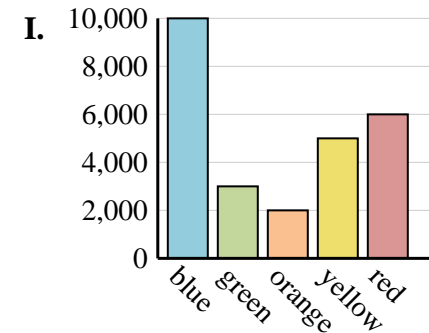
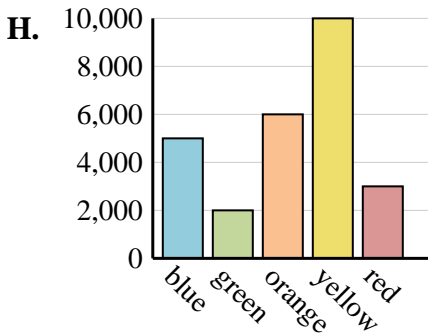
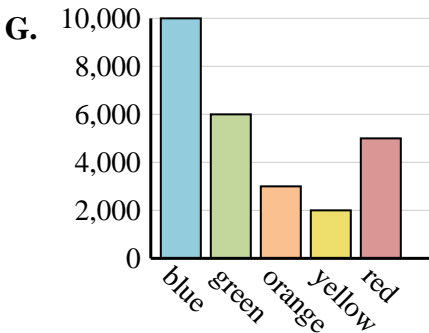
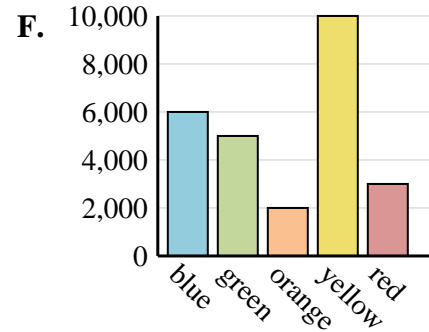
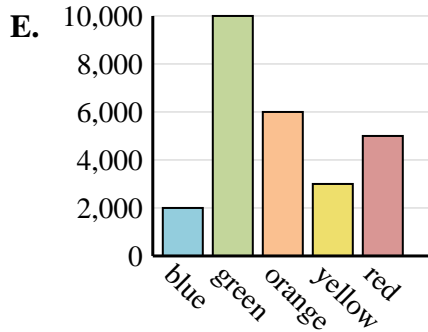
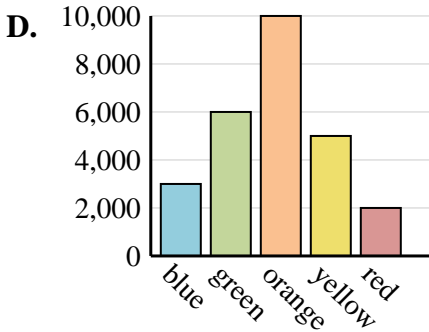
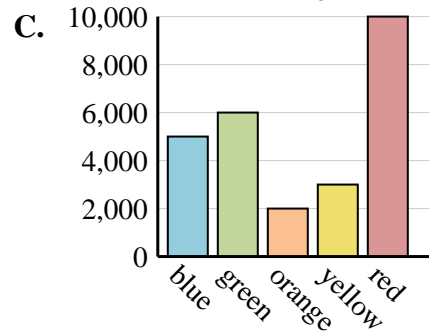
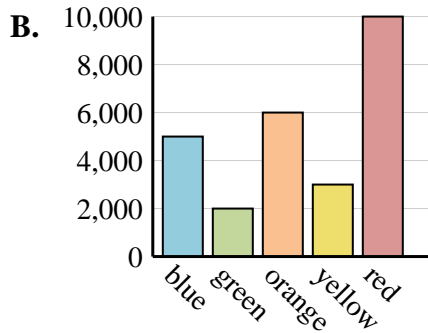
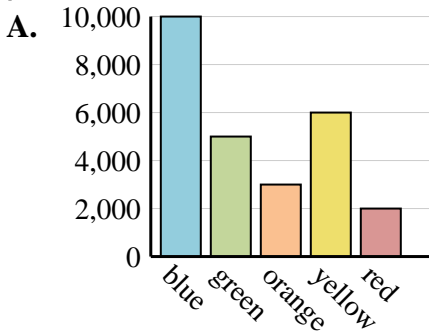
2. **C**

3. **H**

4. **E**

5. **F**

6. **A**





Determine which graph goes with which table.

1)

Color	People
blue	4,000
green	3,000
orange	8,000
yellow	5,000
red	2,000

2)

Color	People
blue	3,000
green	8,000
orange	4,000
yellow	2,000
red	5,000

3)

Color	People
blue	2,000
green	5,000
orange	8,000
yellow	4,000
red	3,000

4)

Color	People
blue	4,000
green	8,000
orange	2,000
yellow	5,000
red	3,000

5)

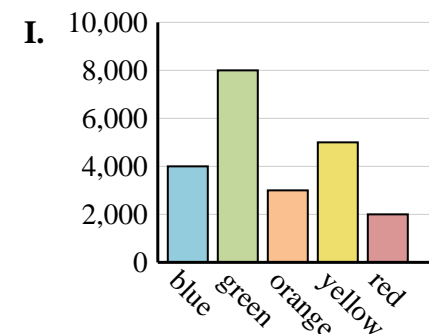
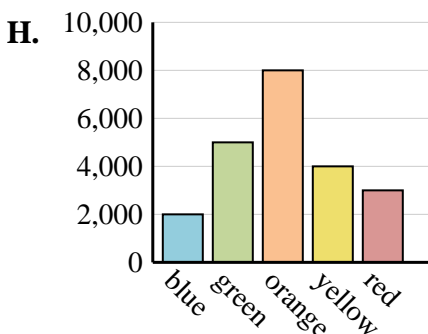
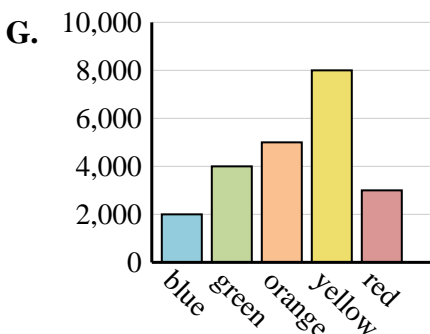
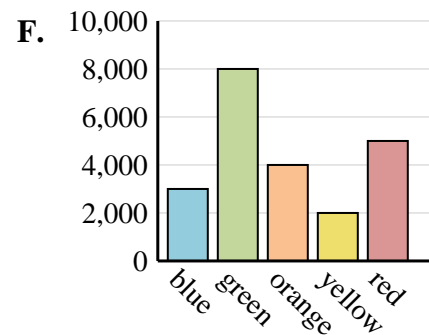
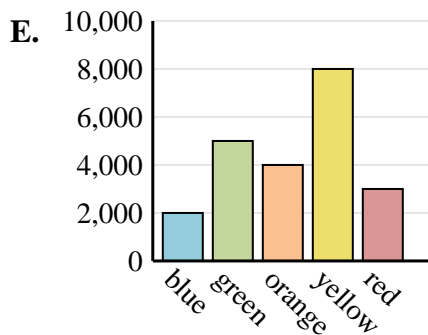
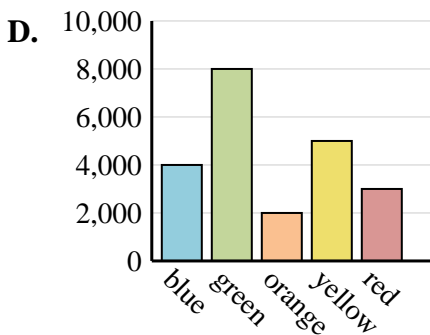
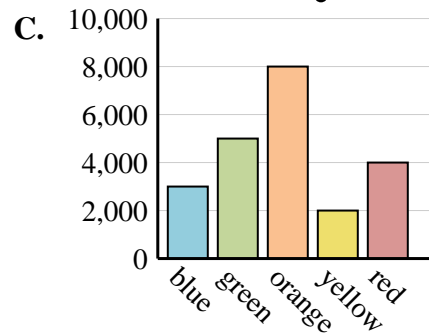
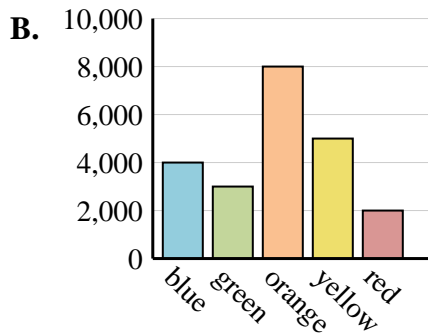
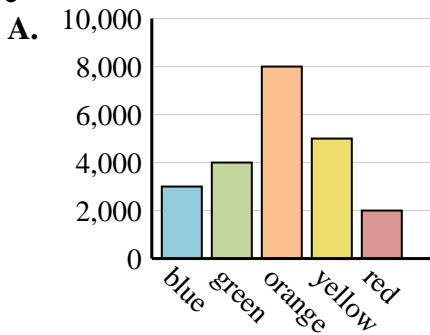
Color	People
blue	2,000
green	4,000
orange	5,000
yellow	8,000
red	3,000

6)

Color	People
blue	3,000
green	5,000
orange	8,000
yellow	2,000
red	4,000

Answers

1. _____
2. _____
3. _____
4. _____
5. _____
6. _____





Determine which graph goes with which table.

1)

Color	People
blue	4,000
green	3,000
orange	8,000
yellow	5,000
red	2,000

2)

Color	People
blue	3,000
green	8,000
orange	4,000
yellow	2,000
red	5,000

3)

Color	People
blue	2,000
green	5,000
orange	8,000
yellow	4,000
red	3,000

4)

Color	People
blue	4,000
green	8,000
orange	2,000
yellow	5,000
red	3,000

5)

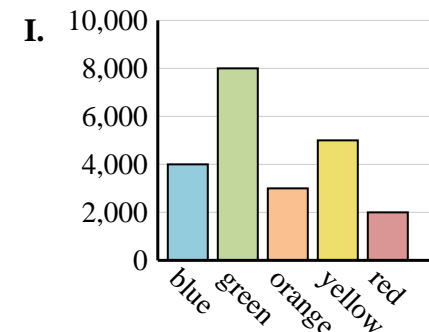
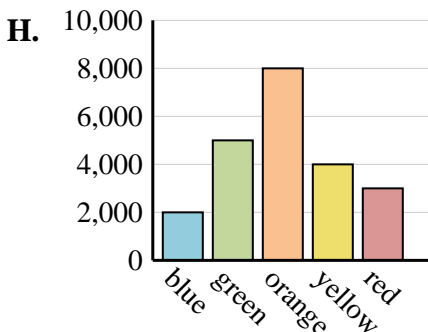
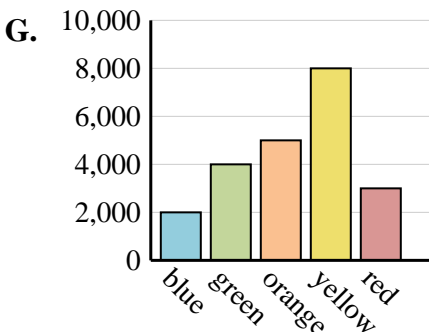
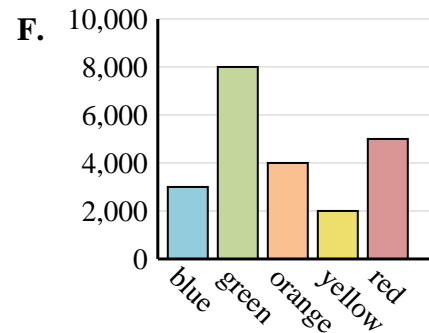
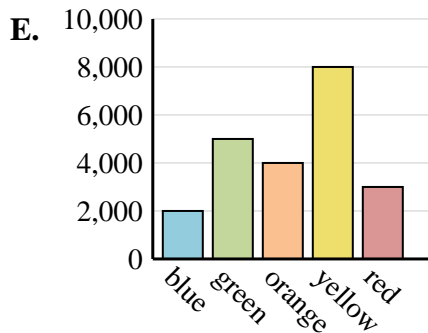
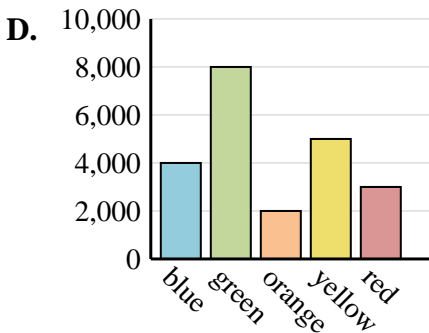
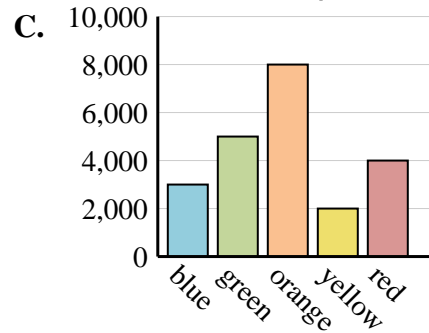
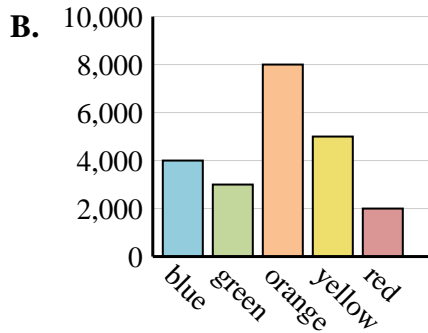
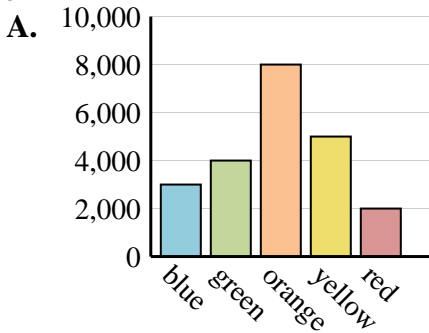
Color	People
blue	2,000
green	4,000
orange	5,000
yellow	8,000
red	3,000

6)

Color	People
blue	3,000
green	5,000
orange	8,000
yellow	2,000
red	4,000

Answers

1. **B**
2. **F**
3. **H**
4. **D**
5. **G**
6. **C**





Determine which graph goes with which table.

1)

Color	People
blue	1,000
green	6,000
orange	3,000
yellow	9,000
red	10,000

2)

Color	People
blue	10,000
green	3,000
orange	1,000
yellow	6,000
red	9,000

3)

Color	People
blue	10,000
green	1,000
orange	6,000
yellow	9,000
red	3,000

4)

Color	People
blue	10,000
green	6,000
orange	3,000
yellow	1,000
red	9,000

5)

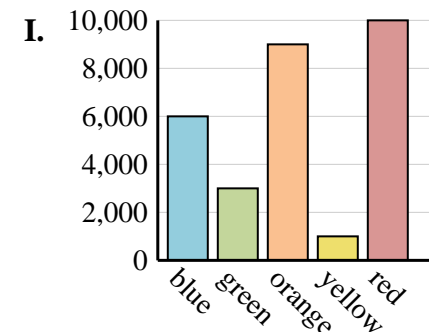
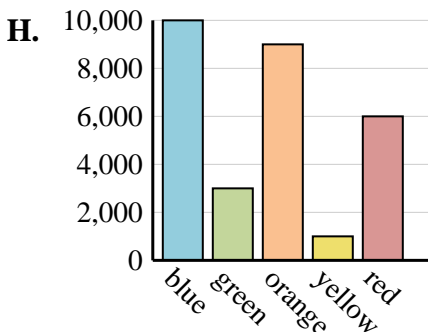
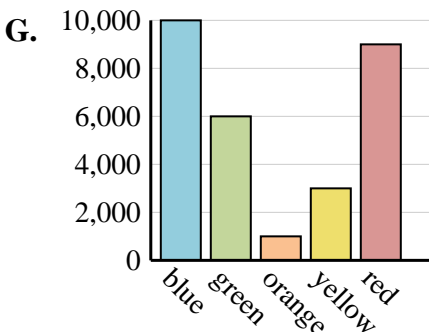
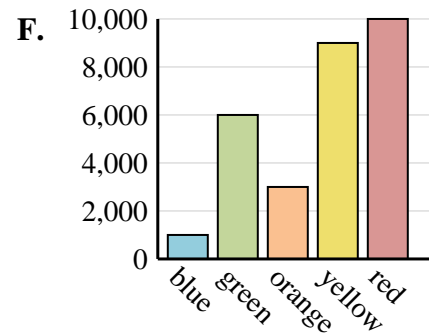
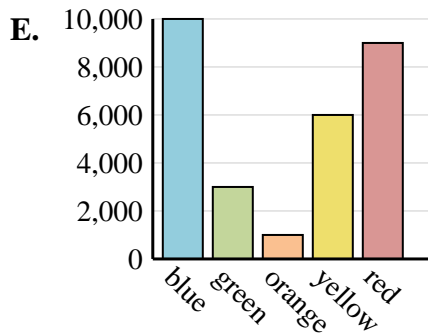
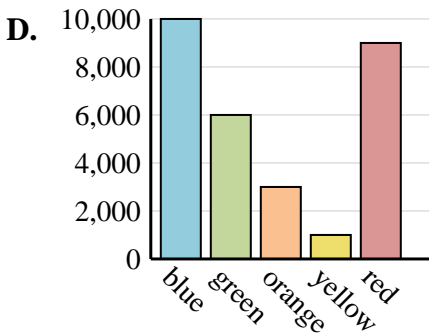
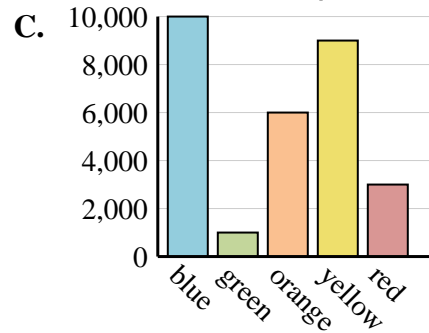
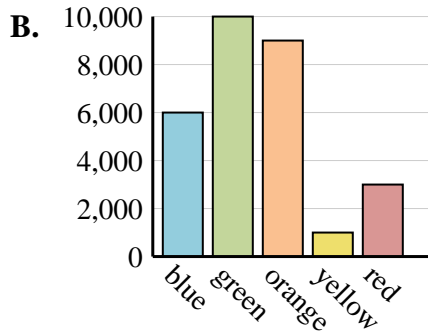
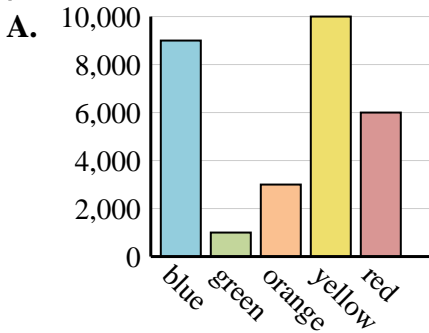
Color	People
blue	10,000
green	6,000
orange	1,000
yellow	3,000
red	9,000

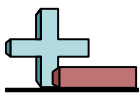
6)

Color	People
blue	10,000
green	3,000
orange	9,000
yellow	1,000
red	6,000

Answers

1. _____
2. _____
3. _____
4. _____
5. _____
6. _____





Determine which graph goes with which table.

1)

Color	People
blue	1,000
green	6,000
orange	3,000
yellow	9,000
red	10,000

2)

Color	People
blue	10,000
green	3,000
orange	1,000
yellow	6,000
red	9,000

3)

Color	People
blue	10,000
green	1,000
orange	6,000
yellow	9,000
red	3,000

4)

Color	People
blue	10,000
green	6,000
orange	3,000
yellow	1,000
red	9,000

5)

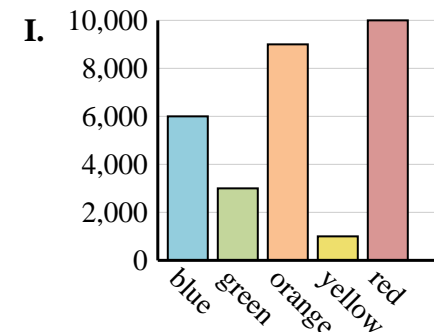
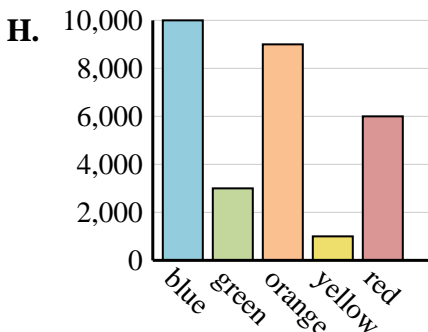
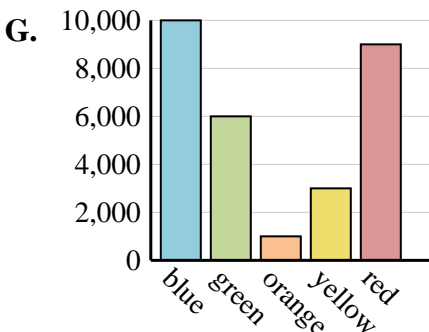
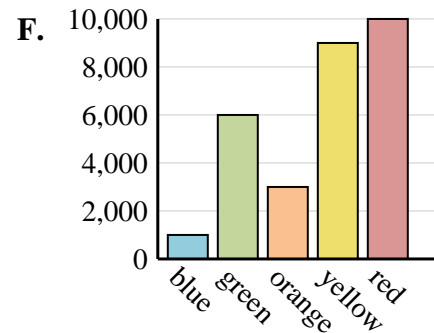
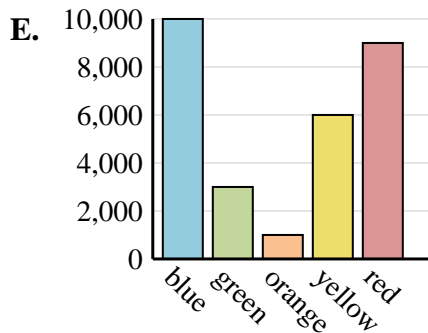
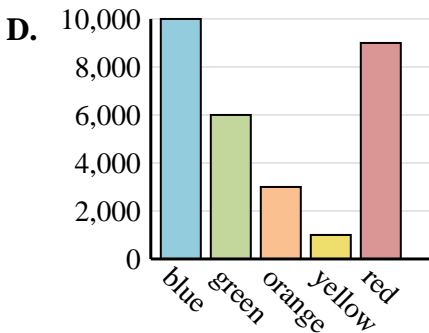
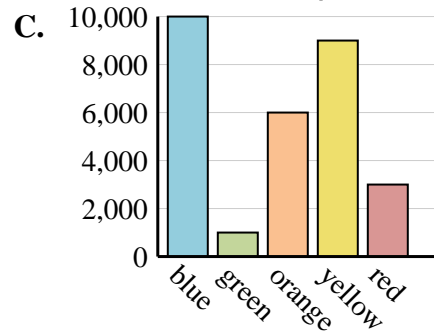
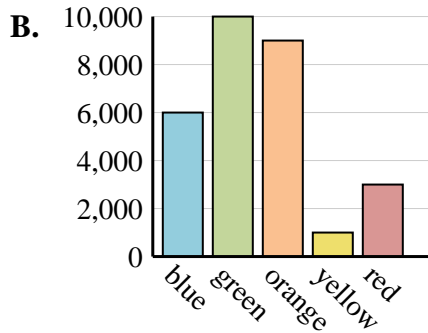
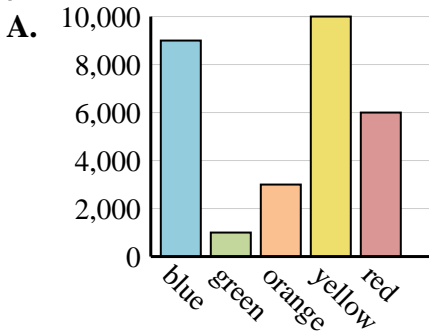
Color	People
blue	10,000
green	6,000
orange	1,000
yellow	3,000
red	9,000

6)

Color	People
blue	10,000
green	3,000
orange	9,000
yellow	1,000
red	6,000

Answers

1. **F**
2. **E**
3. **C**
4. **D**
5. **G**
6. **H**





Determine which graph goes with which table.

1)

Color	People
blue	6,000
green	9,000
orange	1,000
yellow	2,000
red	5,000

2)

Color	People
blue	6,000
green	9,000
orange	5,000
yellow	2,000
red	1,000

3)

Color	People
blue	1,000
green	5,000
orange	9,000
yellow	2,000
red	6,000

4)

Color	People
blue	6,000
green	1,000
orange	5,000
yellow	2,000
red	9,000

5)

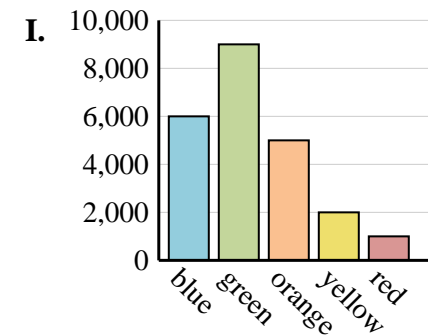
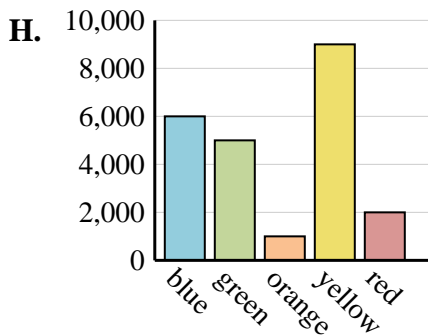
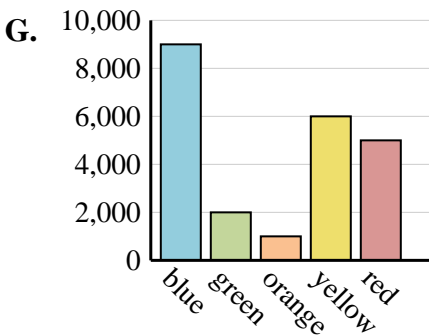
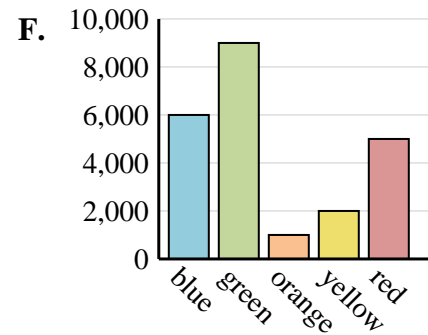
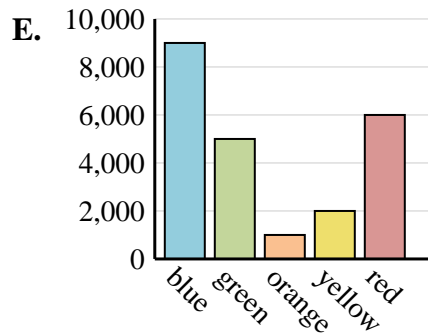
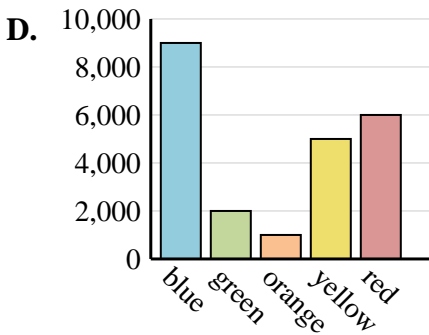
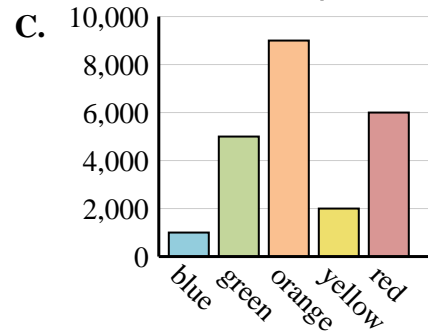
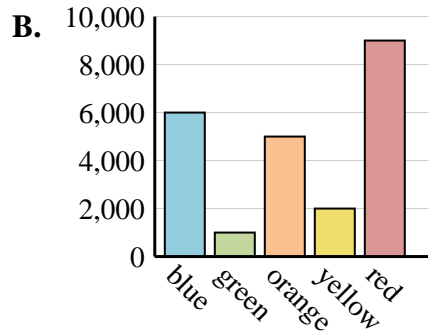
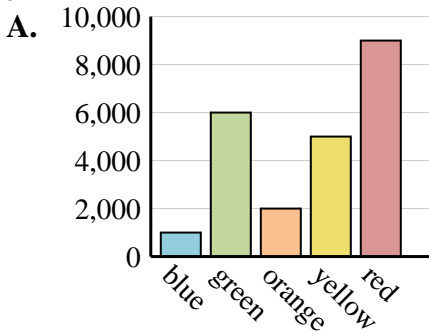
Color	People
blue	9,000
green	2,000
orange	1,000
yellow	6,000
red	5,000

6)

Color	People
blue	1,000
green	6,000
orange	2,000
yellow	5,000
red	9,000

Answers

1. _____
2. _____
3. _____
4. _____
5. _____
6. _____





Determine which graph goes with which table.

1)

Color	People
blue	6,000
green	9,000
orange	1,000
yellow	2,000
red	5,000

2)

Color	People
blue	6,000
green	9,000
orange	5,000
yellow	2,000
red	1,000

3)

Color	People
blue	1,000
green	5,000
orange	9,000
yellow	2,000
red	6,000

4)

Color	People
blue	6,000
green	1,000
orange	5,000
yellow	2,000
red	9,000

5)

Color	People
blue	9,000
green	2,000
orange	1,000
yellow	6,000
red	5,000

6)

Color	People
blue	1,000
green	6,000
orange	2,000
yellow	5,000
red	9,000

Answers

1. **F**

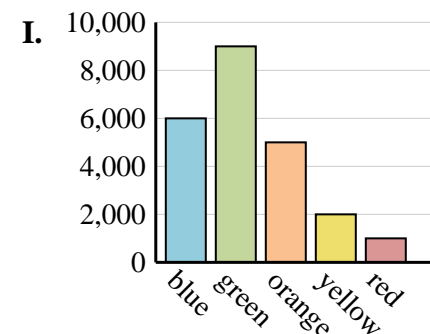
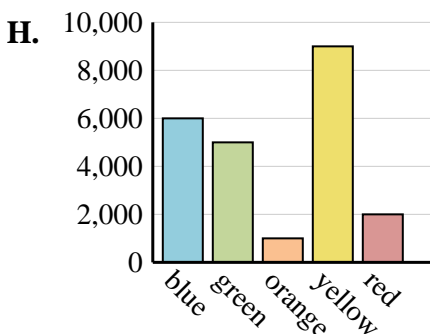
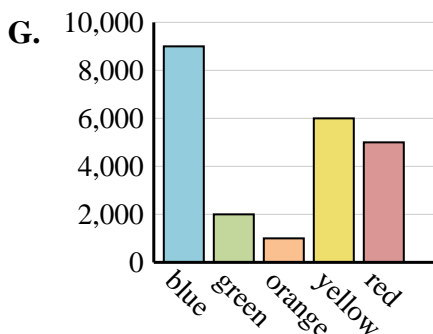
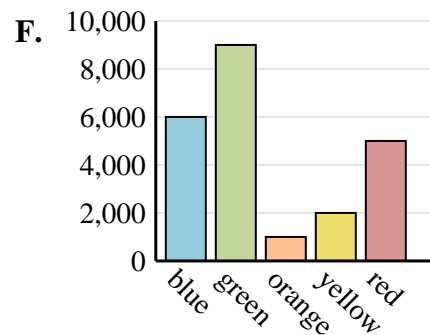
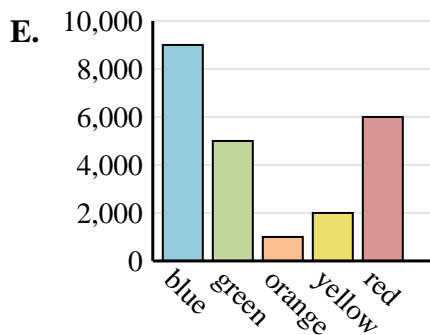
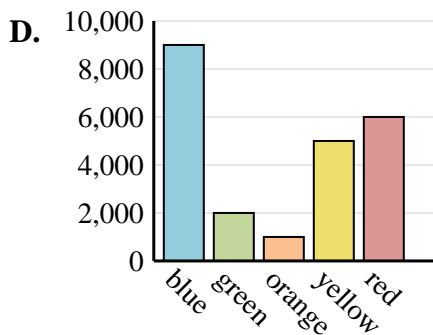
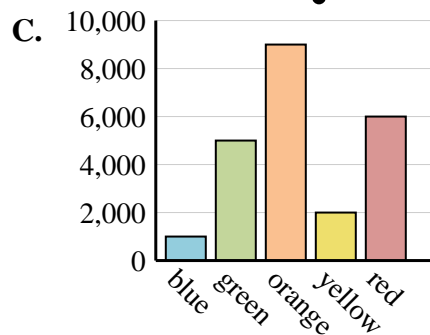
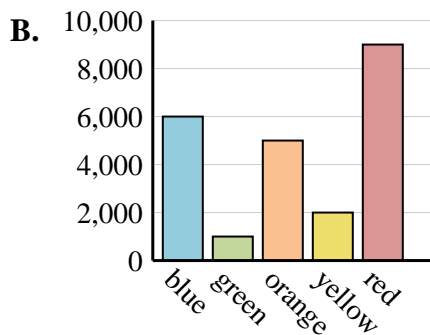
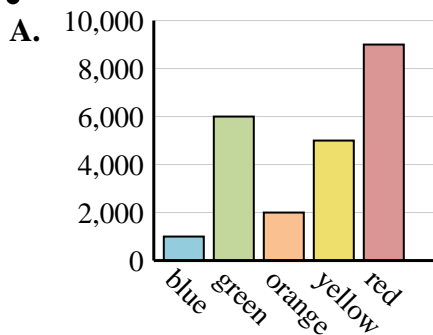
2. **I**

3. **C**

4. **B**

5. **G**

6. **A**





Determine which graph goes with which table.

1)

Color	People
blue	5,000
green	3,000
orange	10,000
yellow	1,000
red	4,000

2)

Color	People
blue	5,000
green	3,000
orange	1,000
yellow	10,000
red	4,000

3)

Color	People
blue	3,000
green	10,000
orange	5,000
yellow	1,000
red	4,000

4)

Color	People
blue	1,000
green	3,000
orange	10,000
yellow	5,000
red	4,000

5)

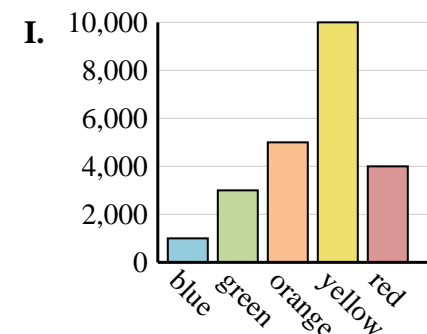
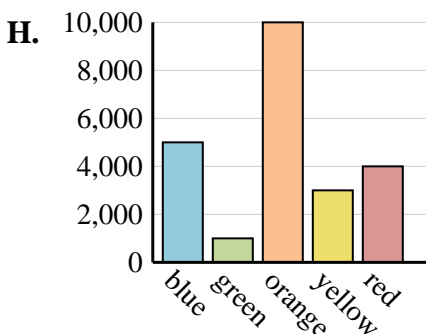
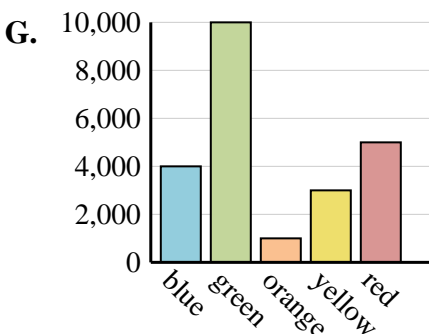
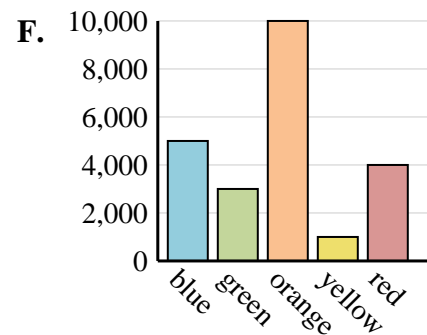
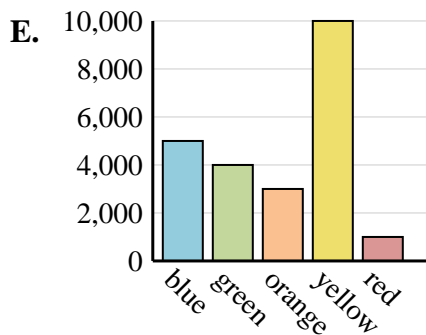
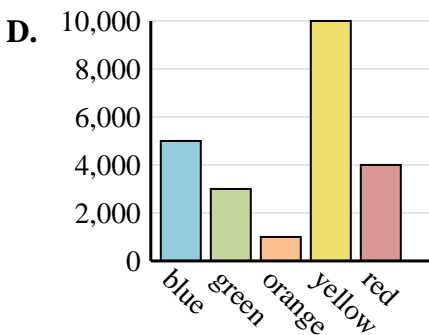
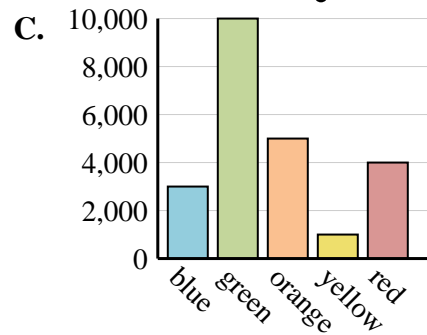
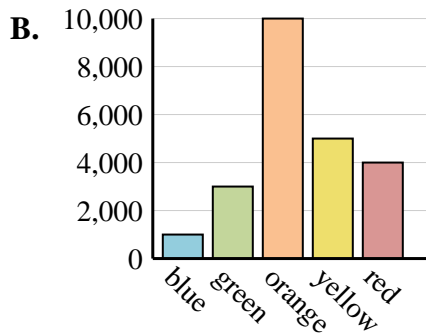
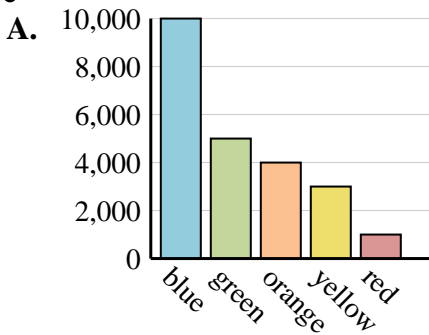
Color	People
blue	5,000
green	1,000
orange	10,000
yellow	3,000
red	4,000

6)

Color	People
blue	5,000
green	4,000
orange	3,000
yellow	10,000
red	1,000

Answers

1. _____
2. _____
3. _____
4. _____
5. _____
6. _____





Determine which graph goes with which table.

1)

Color	People
blue	5,000
green	3,000
orange	10,000
yellow	1,000
red	4,000

2)

Color	People
blue	5,000
green	3,000
orange	1,000
yellow	10,000
red	4,000

3)

Color	People
blue	3,000
green	10,000
orange	5,000
yellow	1,000
red	4,000

4)

Color	People
blue	1,000
green	3,000
orange	10,000
yellow	5,000
red	4,000

5)

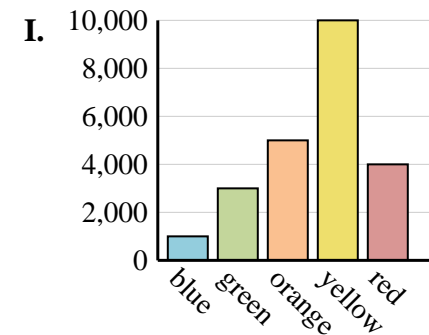
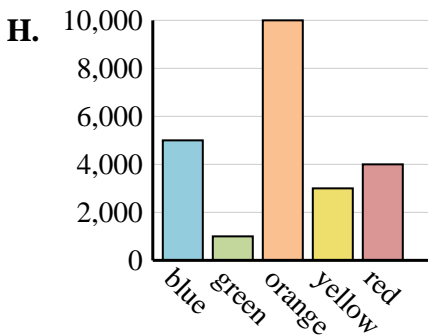
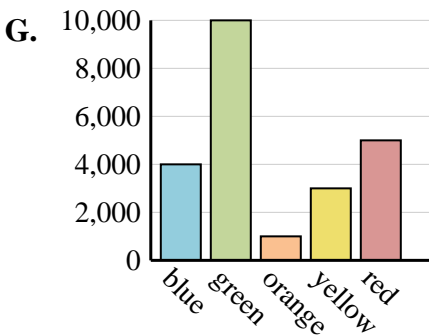
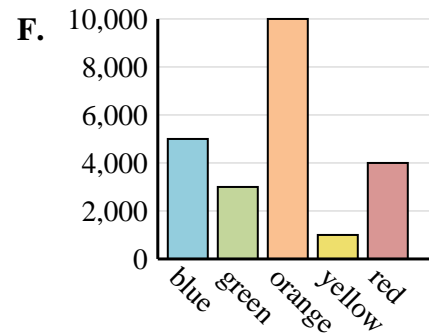
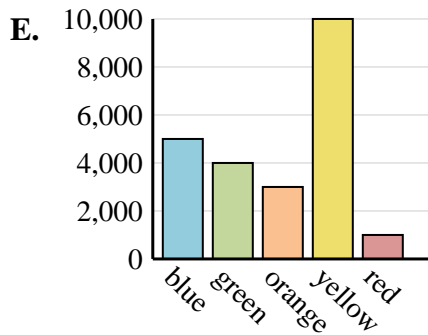
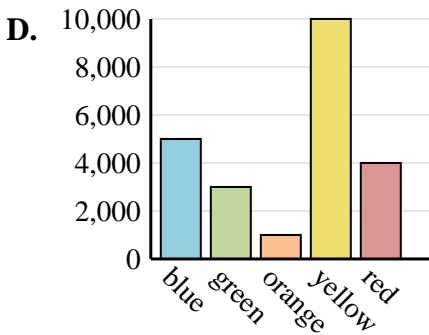
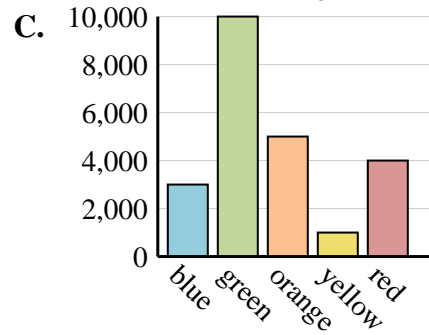
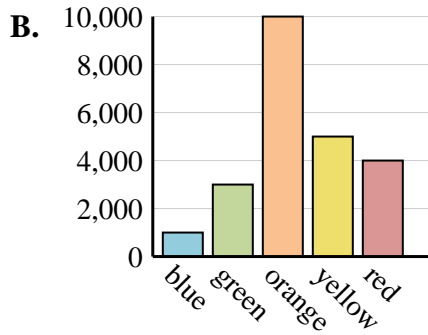
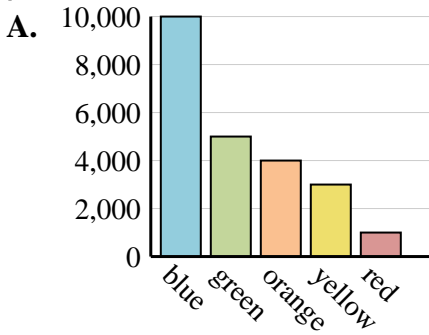
Color	People
blue	5,000
green	1,000
orange	10,000
yellow	3,000
red	4,000

6)

Color	People
blue	5,000
green	4,000
orange	3,000
yellow	10,000
red	1,000

Answers

1. **F**
2. **D**
3. **C**
4. **B**
5. **H**
6. **E**





Determine which graph goes with which table.

1)

Color	People
blue	6,000
green	9,000
orange	8,000
yellow	4,000
red	7,000

2)

Color	People
blue	9,000
green	8,000
orange	4,000
yellow	7,000
red	6,000

3)

Color	People
blue	4,000
green	9,000
orange	8,000
yellow	6,000
red	7,000

4)

Color	People
blue	8,000
green	7,000
orange	4,000
yellow	6,000
red	9,000

5)

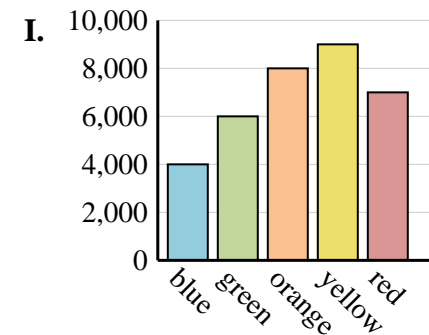
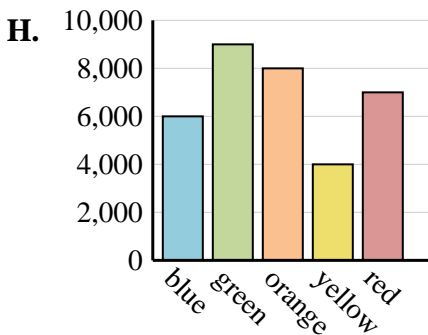
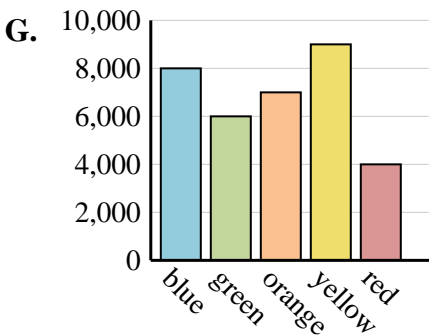
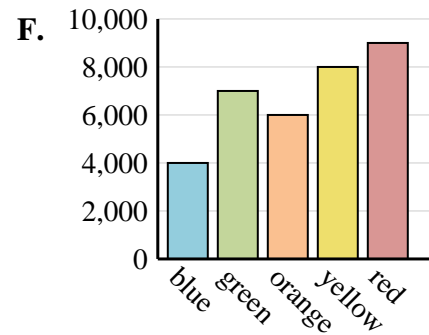
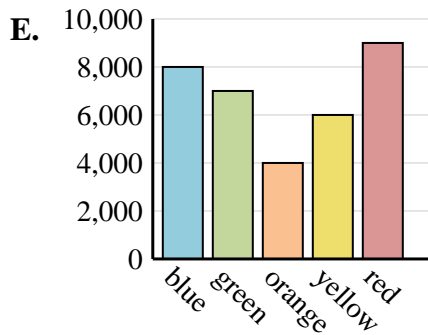
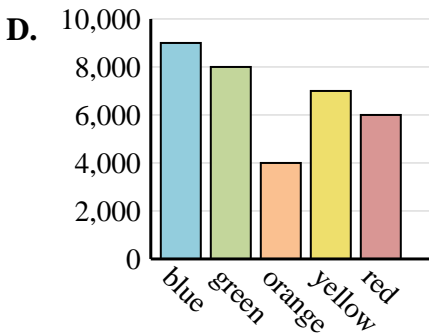
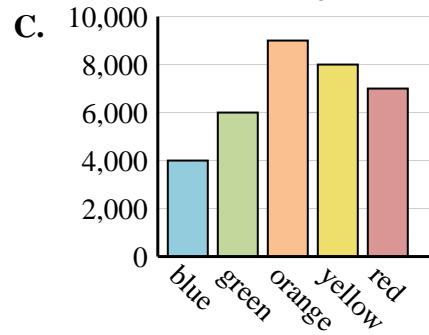
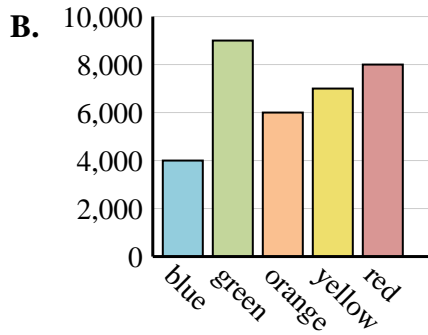
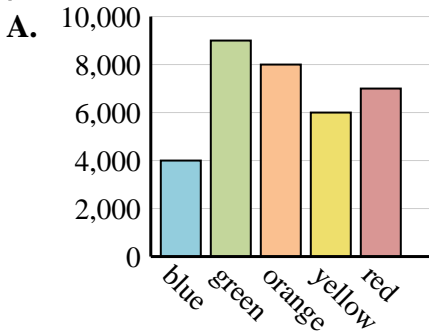
Color	People
blue	8,000
green	6,000
orange	7,000
yellow	9,000
red	4,000

6)

Color	People
blue	4,000
green	9,000
orange	6,000
yellow	7,000
red	8,000

Answers

1. _____
2. _____
3. _____
4. _____
5. _____
6. _____





Determine which graph goes with which table.

1)

Color	People
blue	6,000
green	9,000
orange	8,000
yellow	4,000
red	7,000

2)

Color	People
blue	9,000
green	8,000
orange	4,000
yellow	7,000
red	6,000

3)

Color	People
blue	4,000
green	9,000
orange	8,000
yellow	6,000
red	7,000

4)

Color	People
blue	8,000
green	7,000
orange	4,000
yellow	6,000
red	9,000

5)

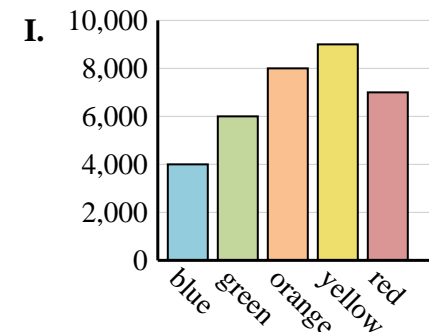
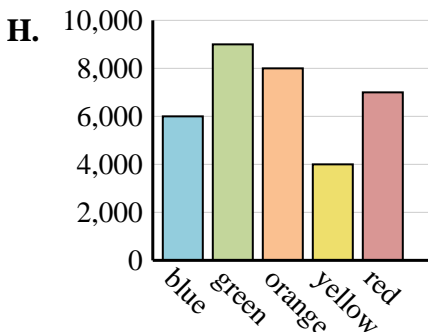
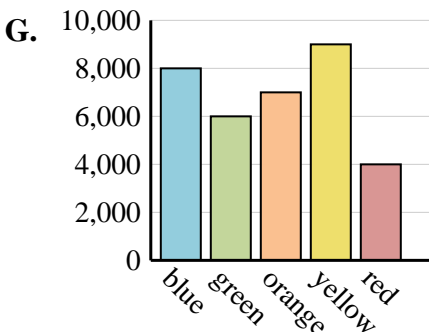
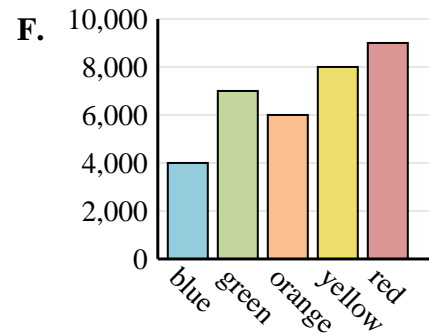
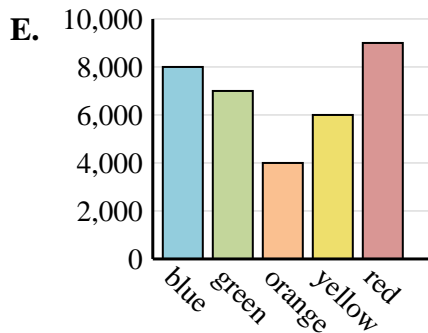
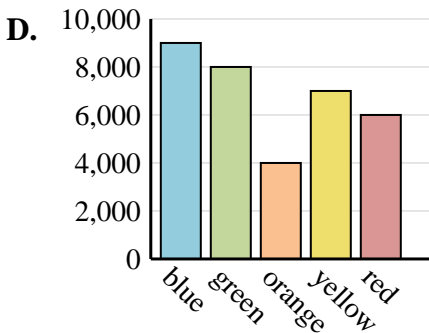
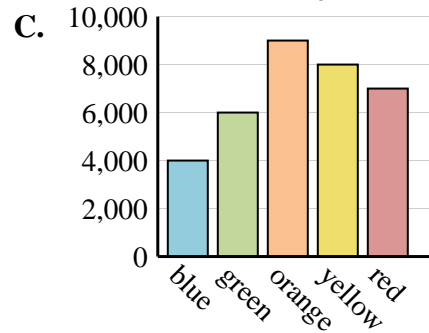
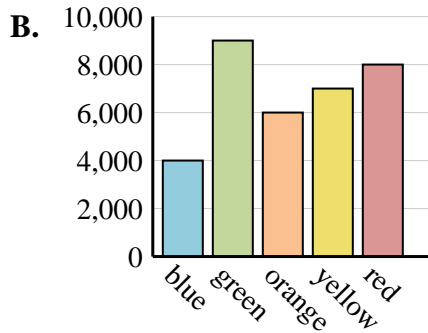
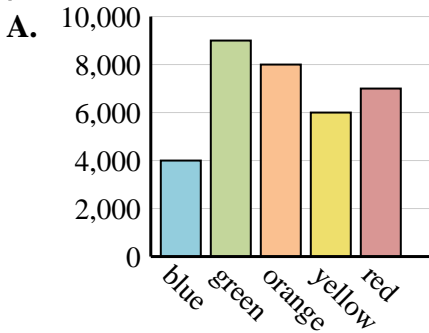
Color	People
blue	8,000
green	6,000
orange	7,000
yellow	9,000
red	4,000

6)

Color	People
blue	4,000
green	9,000
orange	6,000
yellow	7,000
red	8,000

Answers

1. **H**
2. **D**
3. **A**
4. **E**
5. **G**
6. **B**





Determine which graph goes with which table.

1)

Color	People
blue	9,000
green	4,000
orange	8,000
yellow	3,000
red	1,000

2)

Color	People
blue	4,000
green	9,000
orange	3,000
yellow	1,000
red	8,000

3)

Color	People
blue	9,000
green	8,000
orange	1,000
yellow	4,000
red	3,000

4)

Color	People
blue	3,000
green	4,000
orange	8,000
yellow	1,000
red	9,000

5)

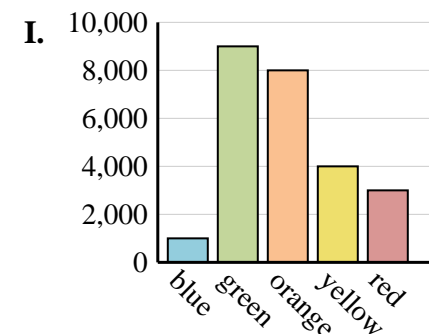
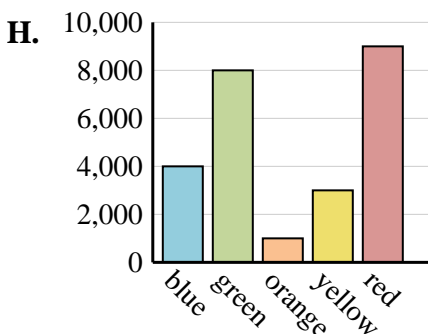
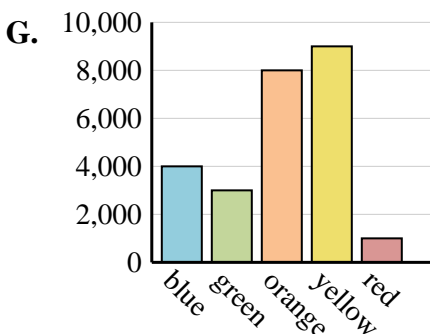
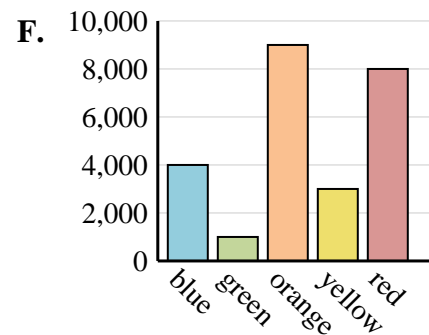
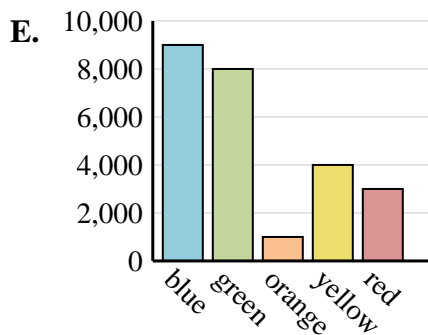
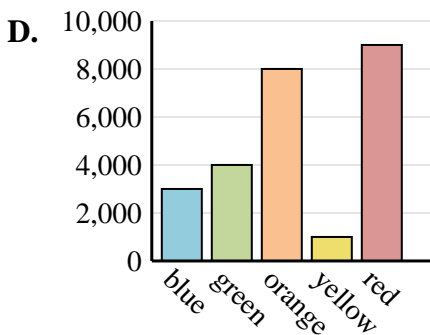
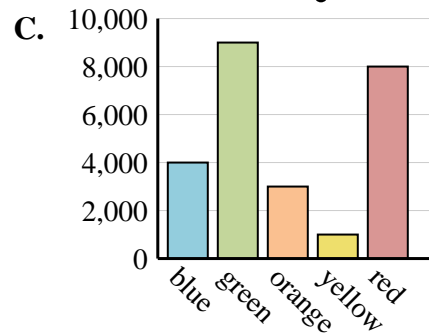
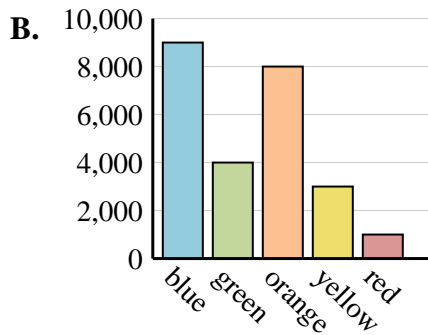
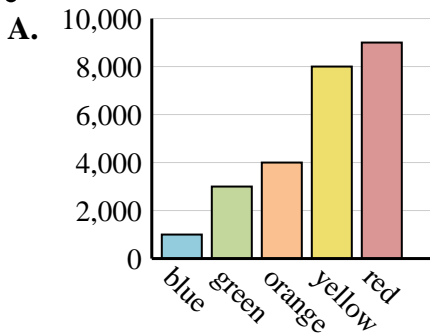
Color	People
blue	1,000
green	9,000
orange	8,000
yellow	4,000
red	3,000

6)

Color	People
blue	4,000
green	8,000
orange	1,000
yellow	3,000
red	9,000

Answers

1. _____
2. _____
3. _____
4. _____
5. _____
6. _____





Determine which graph goes with which table.

1)

Color	People
blue	9,000
green	4,000
orange	8,000
yellow	3,000
red	1,000

2)

Color	People
blue	4,000
green	9,000
orange	3,000
yellow	1,000
red	8,000

3)

Color	People
blue	9,000
green	8,000
orange	1,000
yellow	4,000
red	3,000

4)

Color	People
blue	3,000
green	4,000
orange	8,000
yellow	1,000
red	9,000

5)

Color	People
blue	1,000
green	9,000
orange	8,000
yellow	4,000
red	3,000

6)

Color	People
blue	4,000
green	8,000
orange	1,000
yellow	3,000
red	9,000

Answers

1. **B**

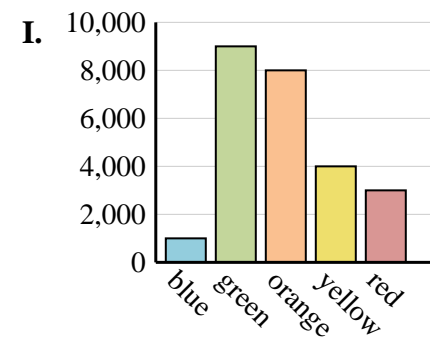
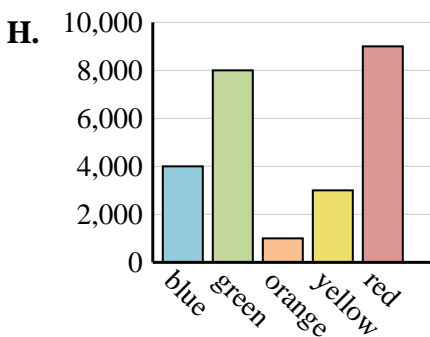
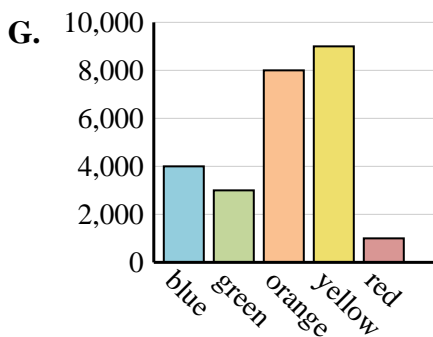
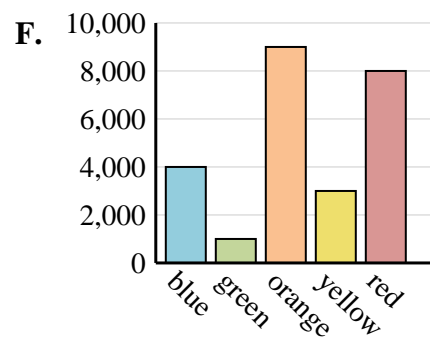
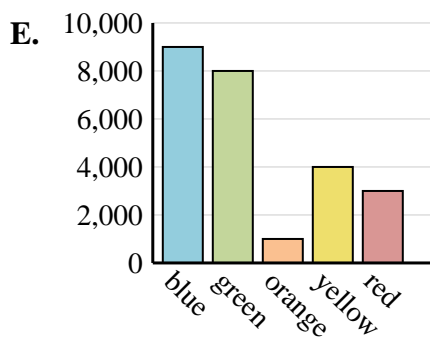
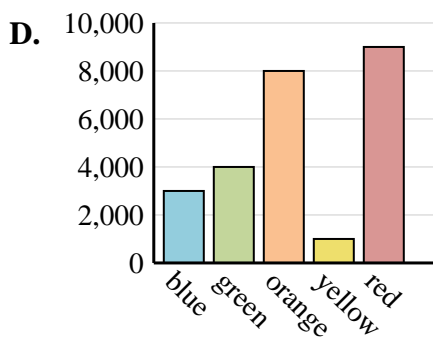
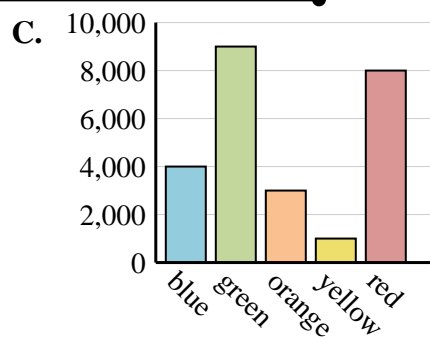
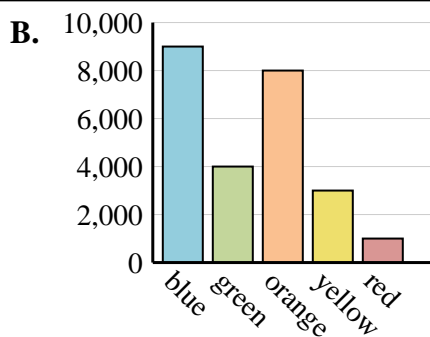
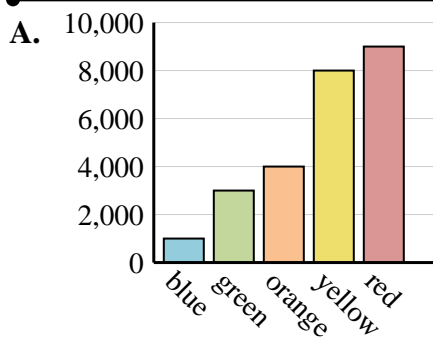
2. **C**

3. **E**

4. **D**

5. **I**

6. **H**





Determine which graph goes with which table.

1)

Color	People
blue	1,000
green	2,000
orange	10,000
yellow	5,000
red	4,000

2)

Color	People
blue	4,000
green	10,000
orange	5,000
yellow	1,000
red	2,000

3)

Color	People
blue	4,000
green	10,000
orange	5,000
yellow	2,000
red	1,000

4)

Color	People
blue	5,000
green	10,000
orange	1,000
yellow	2,000
red	4,000

5)

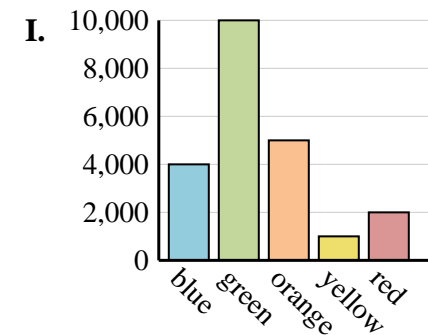
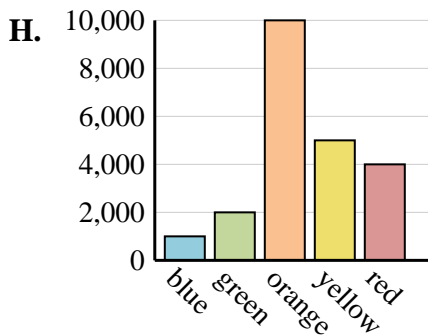
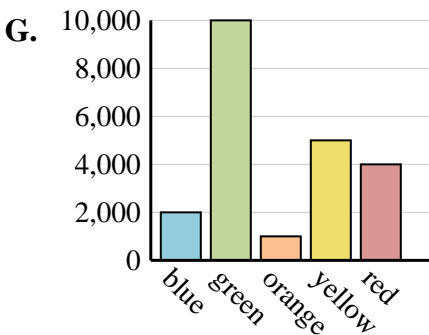
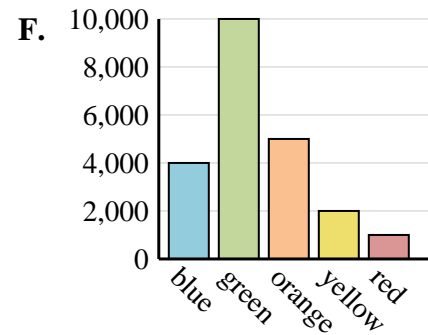
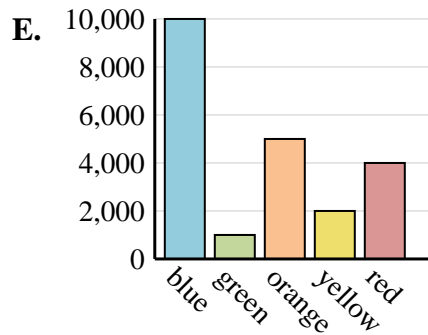
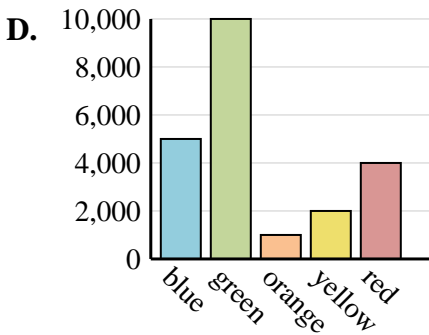
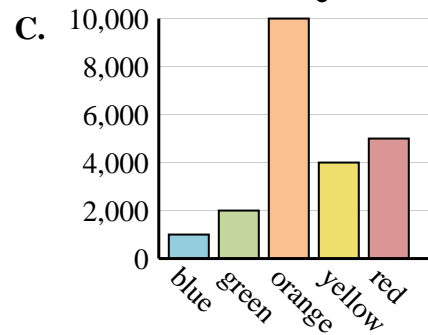
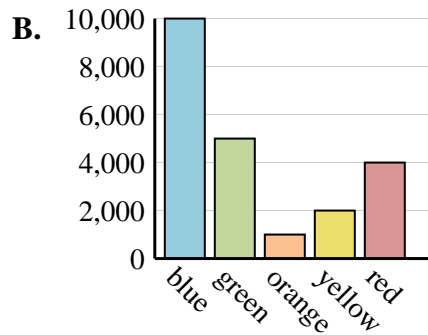
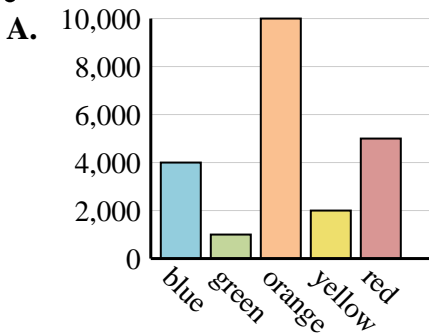
Color	People
blue	10,000
green	5,000
orange	1,000
yellow	2,000
red	4,000

6)

Color	People
blue	10,000
green	1,000
orange	5,000
yellow	2,000
red	4,000

Answers

1. _____
2. _____
3. _____
4. _____
5. _____
6. _____





Determine which graph goes with which table.

1)

Color	People
blue	1,000
green	2,000
orange	10,000
yellow	5,000
red	4,000

2)

Color	People
blue	4,000
green	10,000
orange	5,000
yellow	1,000
red	2,000

3)

Color	People
blue	4,000
green	10,000
orange	5,000
yellow	2,000
red	1,000

4)

Color	People
blue	5,000
green	10,000
orange	1,000
yellow	2,000
red	4,000

5)

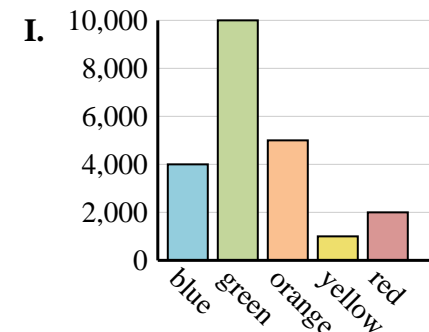
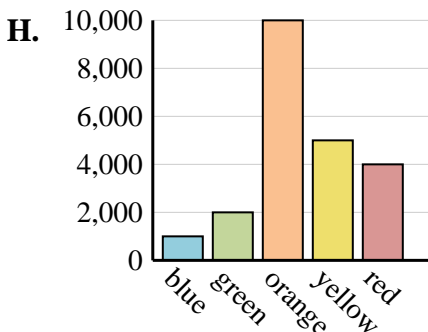
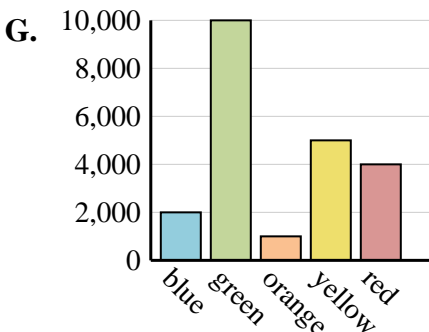
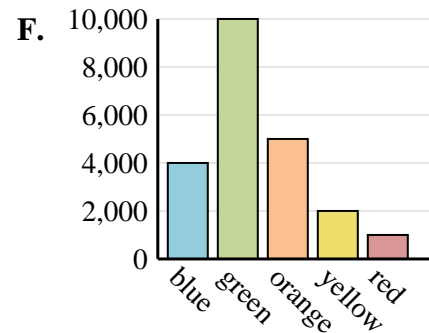
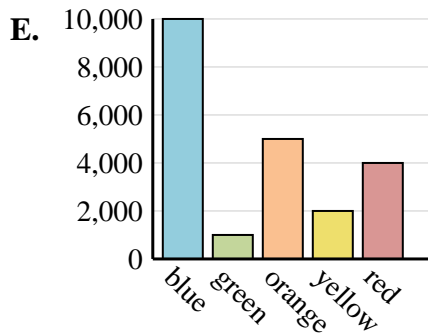
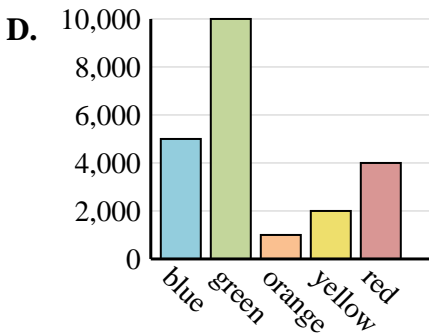
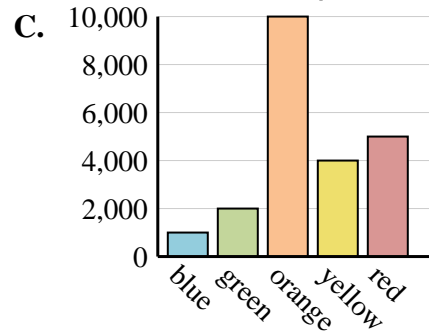
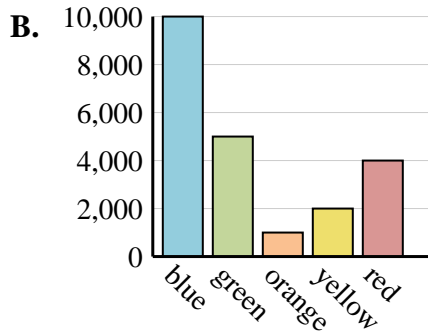
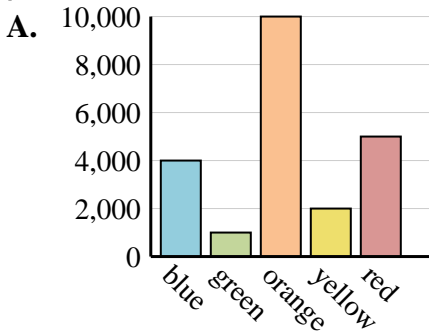
Color	People
blue	10,000
green	5,000
orange	1,000
yellow	2,000
red	4,000

6)

Color	People
blue	10,000
green	1,000
orange	5,000
yellow	2,000
red	4,000

Answers

1. **H**
2. **I**
3. **F**
4. **D**
5. **B**
6. **E**





Determine which graph goes with which table.

1)

Color	People
blue	6,000
green	5,000
orange	3,000
yellow	9,000
red	1,000

2)

Color	People
blue	3,000
green	6,000
orange	5,000
yellow	1,000
red	9,000

3)

Color	People
blue	6,000
green	1,000
orange	3,000
yellow	5,000
red	9,000

4)

Color	People
blue	9,000
green	6,000
orange	1,000
yellow	3,000
red	5,000

5)

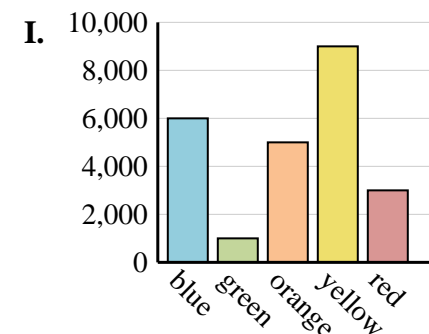
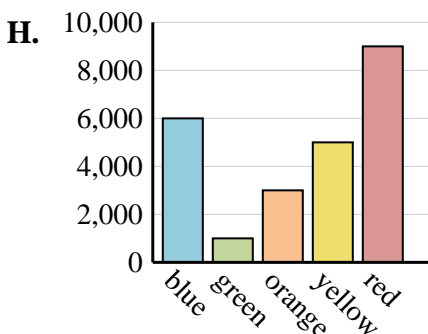
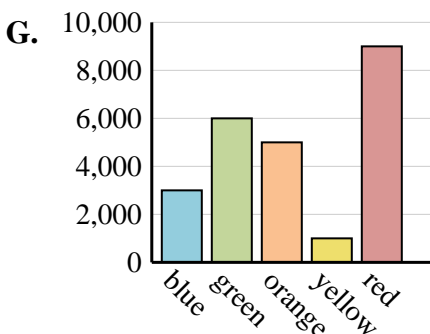
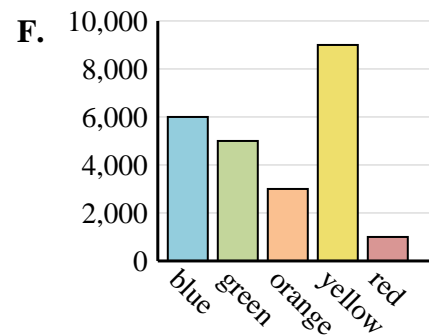
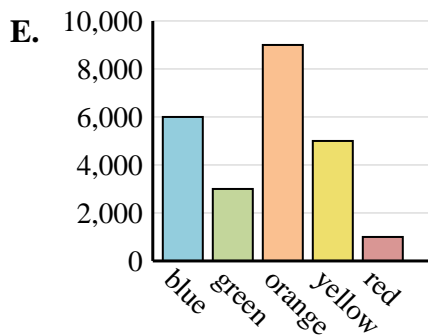
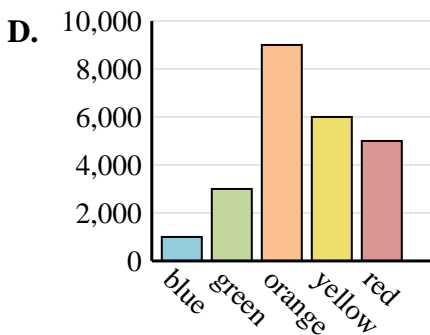
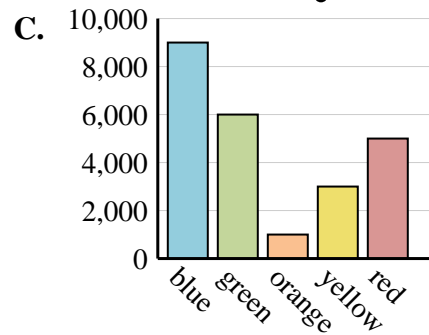
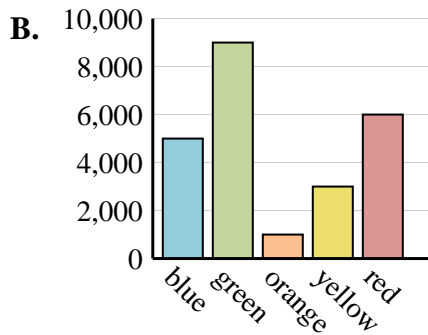
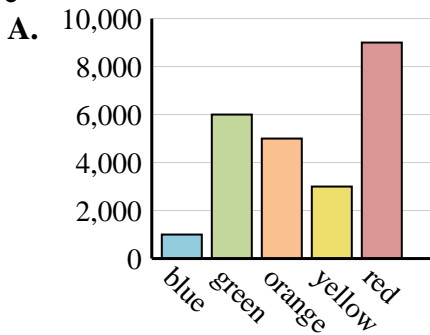
Color	People
blue	1,000
green	3,000
orange	9,000
yellow	6,000
red	5,000

6)

Color	People
blue	6,000
green	3,000
orange	9,000
yellow	5,000
red	1,000

Answers

1. _____
2. _____
3. _____
4. _____
5. _____
6. _____





Determine which graph goes with which table.

1)

Color	People
blue	6,000
green	5,000
orange	3,000
yellow	9,000
red	1,000

2)

Color	People
blue	3,000
green	6,000
orange	5,000
yellow	1,000
red	9,000

3)

Color	People
blue	6,000
green	1,000
orange	3,000
yellow	5,000
red	9,000

4)

Color	People
blue	9,000
green	6,000
orange	1,000
yellow	3,000
red	5,000

5)

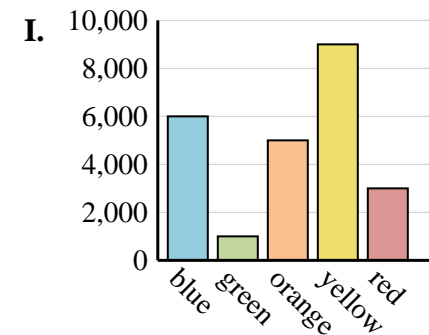
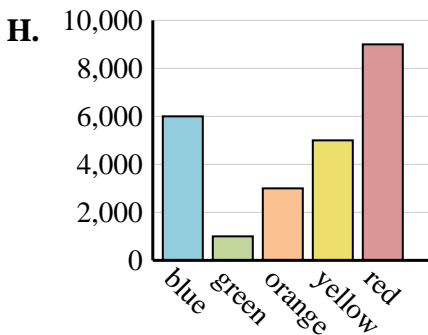
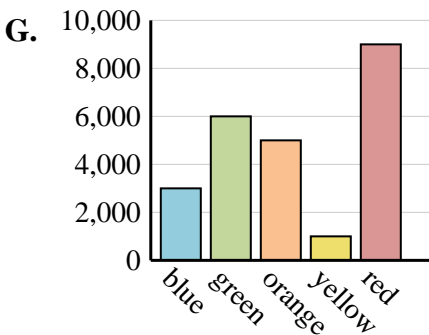
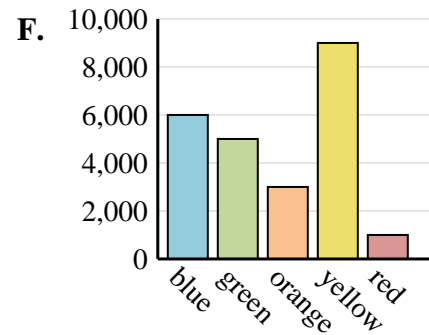
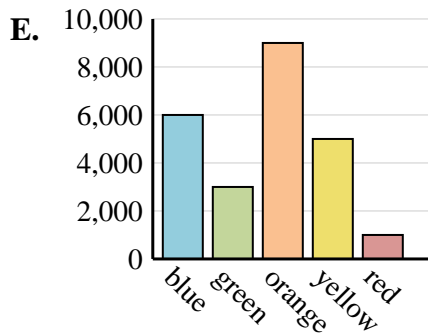
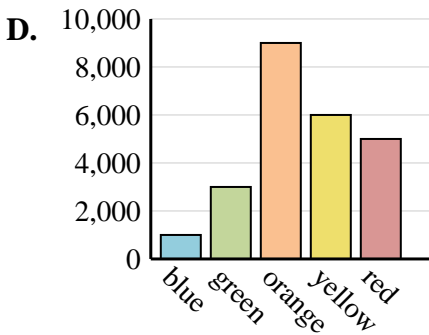
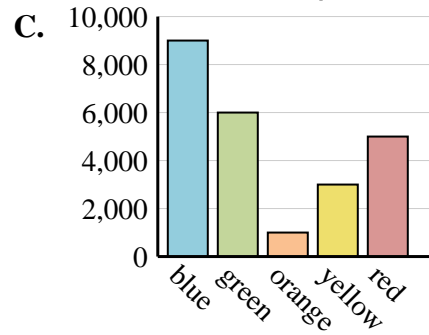
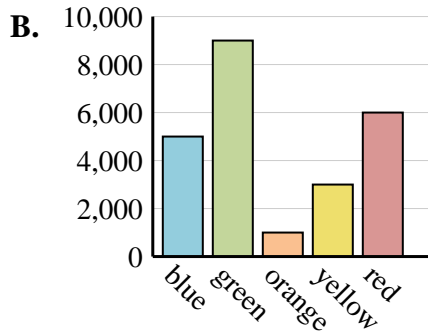
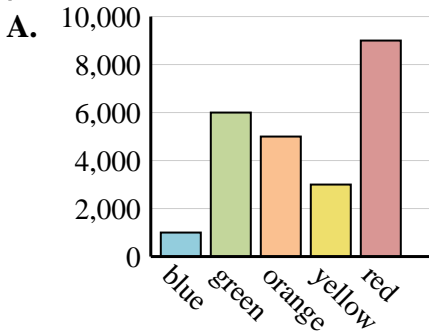
Color	People
blue	1,000
green	3,000
orange	9,000
yellow	6,000
red	5,000

6)

Color	People
blue	6,000
green	3,000
orange	9,000
yellow	5,000
red	1,000

Answers

1. **F**
2. **G**
3. **H**
4. **C**
5. **D**
6. **E**





Determine which graph goes with which table.

1)

Color	People
blue	7,000
green	10,000
orange	9,000
yellow	5,000
red	1,000

2)

Color	People
blue	10,000
green	7,000
orange	5,000
yellow	9,000
red	1,000

3)

Color	People
blue	9,000
green	10,000
orange	5,000
yellow	1,000
red	7,000

4)

Color	People
blue	10,000
green	9,000
orange	5,000
yellow	1,000
red	7,000

5)

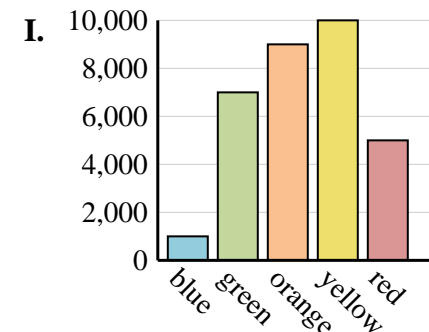
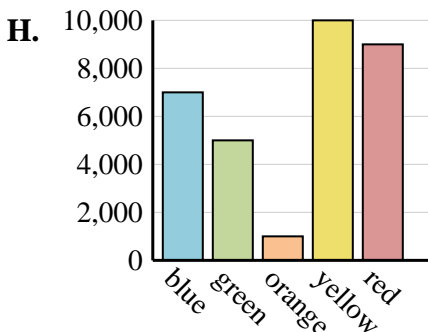
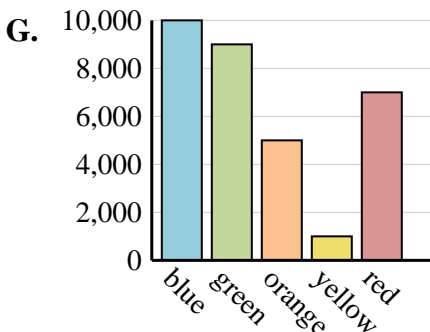
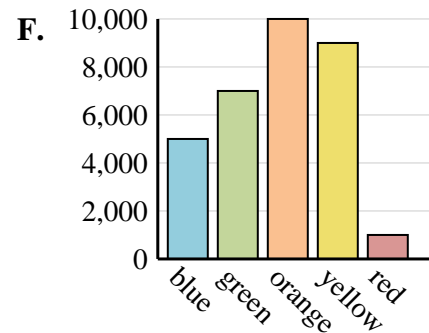
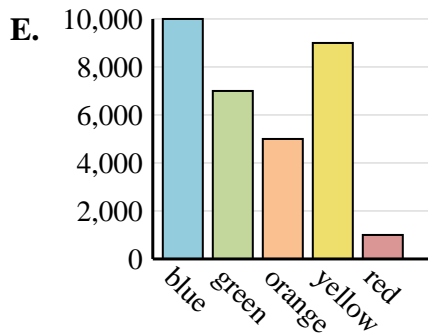
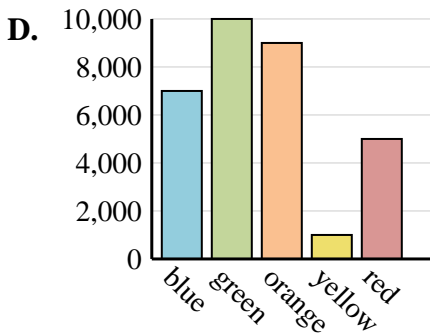
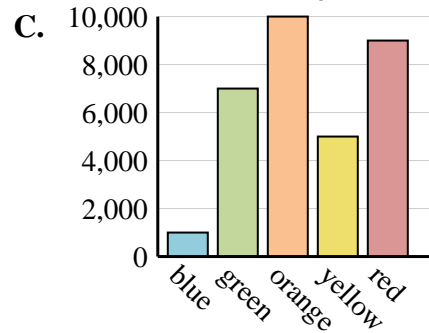
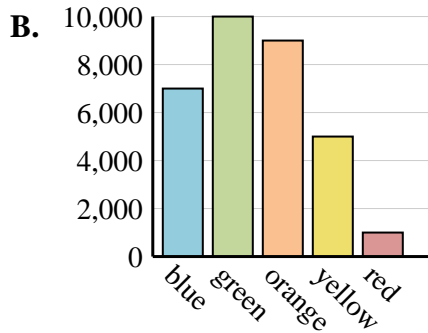
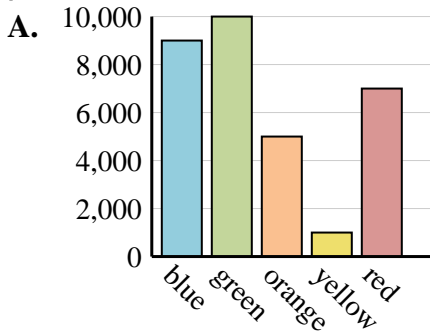
Color	People
blue	7,000
green	10,000
orange	9,000
yellow	1,000
red	5,000

6)

Color	People
blue	7,000
green	5,000
orange	1,000
yellow	10,000
red	9,000

Answers

1. _____
2. _____
3. _____
4. _____
5. _____
6. _____





Determine which graph goes with which table.

1)

Color	People
blue	7,000
green	10,000
orange	9,000
yellow	5,000
red	1,000

2)

Color	People
blue	10,000
green	7,000
orange	5,000
yellow	9,000
red	1,000

3)

Color	People
blue	9,000
green	10,000
orange	5,000
yellow	1,000
red	7,000

4)

Color	People
blue	10,000
green	9,000
orange	5,000
yellow	1,000
red	7,000

5)

Color	People
blue	7,000
green	10,000
orange	9,000
yellow	1,000
red	5,000

6)

Color	People
blue	7,000
green	5,000
orange	1,000
yellow	10,000
red	9,000

Answers

1. **B**
2. **E**
3. **A**
4. **G**
5. **D**
6. **H**

