


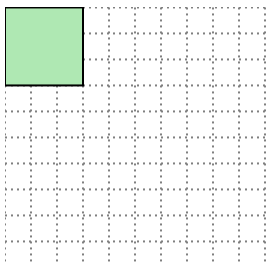


Solve each problem.

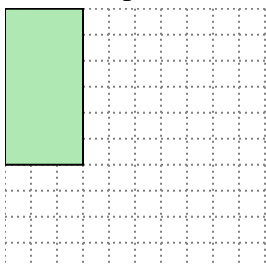
- 1) The rectangle below has the dimensions 4×10 . Create a rectangle with the same area, but a different perimeter.



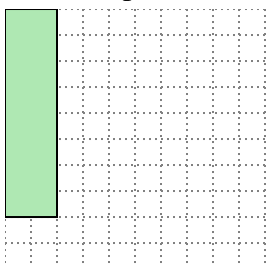
- 2) The rectangle below has the dimensions 3×3 . Create a rectangle with the same area, but a different perimeter.



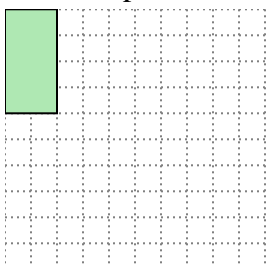
- 3) The rectangle below has the dimensions 3×6 . Create a rectangle with the same area, but a different perimeter.



- 4) The rectangle below has the dimensions 2×8 . Create a rectangle with the same area, but a different perimeter.



- 5) The rectangle below has the dimensions 2×4 . Create a rectangle with the same area, but a different perimeter.

**Answers**

1. _____

2. _____

3. _____



4. _____

5. _____

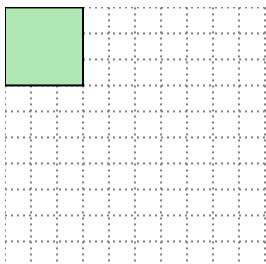


Solve each problem.

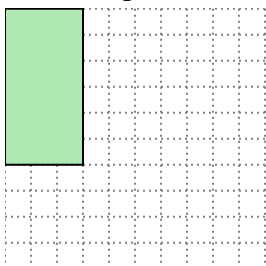
- 1) The rectangle below has the dimensions 4×10 . Create a rectangle with the same area, but a different perimeter.

 5×8

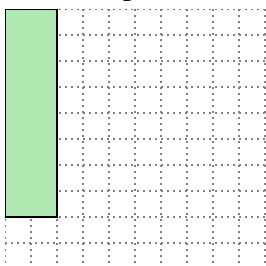
- 2) The rectangle below has the dimensions 3×3 . Create a rectangle with the same area, but a different perimeter.

 1×9

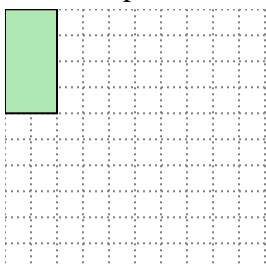
- 3) The rectangle below has the dimensions 3×6 . Create a rectangle with the same area, but a different perimeter.

 2×9

- 4) The rectangle below has the dimensions 2×8 . Create a rectangle with the same area, but a different perimeter.

 4×4

- 5) The rectangle below has the dimensions 2×4 . Create a rectangle with the same area, but a different perimeter.

 1×8 Answers1. 5×8 2. 1×9 3. 2×9 4. 4×4 5. 1×8