
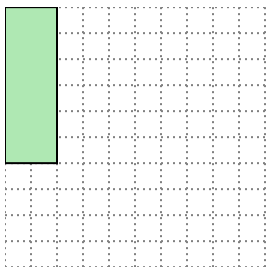


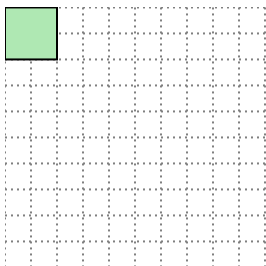


Solve each problem.


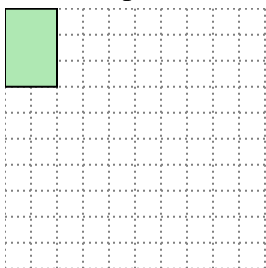
- 1) The rectangle below has the dimensions  $2 \times 6$ . Create a rectangle with the same area, but a different perimeter.




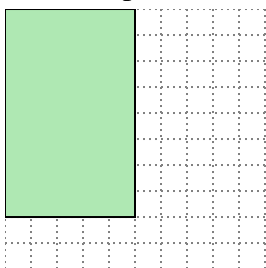
- 2) The rectangle below has the dimensions  $2 \times 2$ . Create a rectangle with the same area, but a different perimeter.



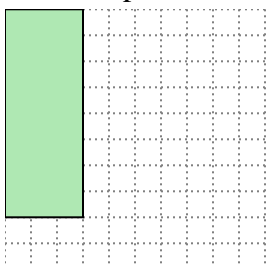
- 3) The rectangle below has the dimensions  $2 \times 3$ . Create a rectangle with the same area, but a different perimeter.



- 4) The rectangle below has the dimensions  $5 \times 8$ . Create a rectangle with the same area, but a different perimeter.



- 5) The rectangle below has the dimensions  $3 \times 8$ . Create a rectangle with the same area, but a different perimeter.

Answers

1. \_\_\_\_\_

2. \_\_\_\_\_

3. \_\_\_\_\_


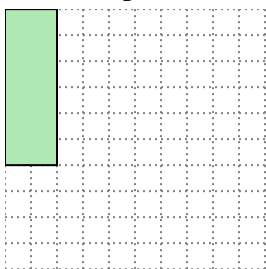
4. \_\_\_\_\_

5. \_\_\_\_\_



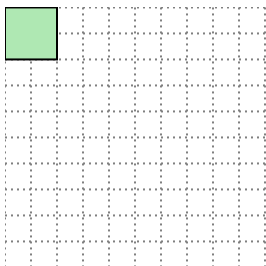
Solve each problem.

- 1) The rectangle below has the dimensions  $2 \times 6$ . Create a rectangle with the same area, but a different perimeter.




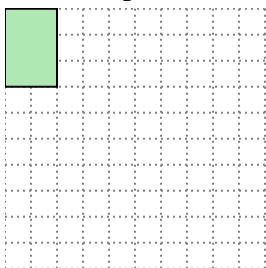
$3 \times 4$

- 2) The rectangle below has the dimensions  $2 \times 2$ . Create a rectangle with the same area, but a different perimeter.




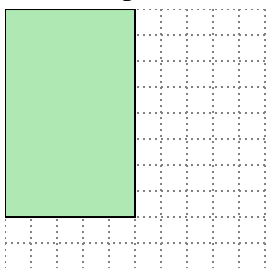
$1 \times 4$

- 3) The rectangle below has the dimensions  $2 \times 3$ . Create a rectangle with the same area, but a different perimeter.



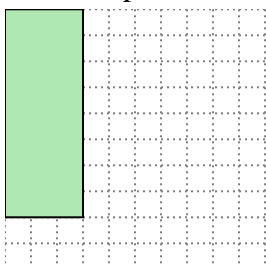
$1 \times 6$

- 4) The rectangle below has the dimensions  $5 \times 8$ . Create a rectangle with the same area, but a different perimeter.



$4 \times 10$

- 5) The rectangle below has the dimensions  $3 \times 8$ . Create a rectangle with the same area, but a different perimeter.



$4 \times 6$

Answers

1.  $3 \times 4$

2.  $1 \times 4$

3.  $1 \times 6$

4.  $4 \times 10$

5.  $4 \times 6$