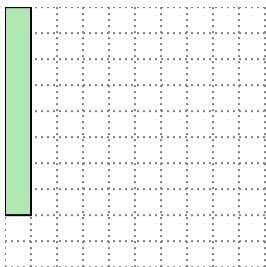


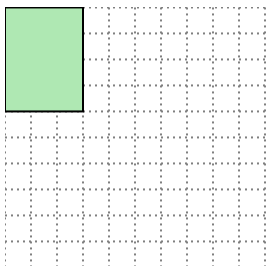


Solve each problem.

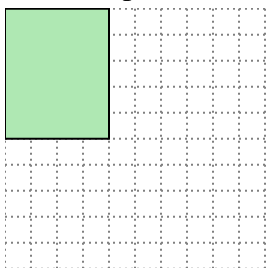
- 1) The rectangle below has the dimensions  $1 \times 8$ . Create a rectangle with the same area, but a different perimeter.



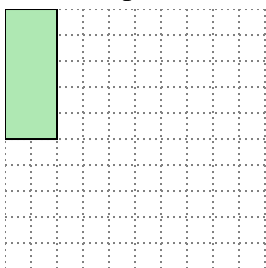
- 2) The rectangle below has the dimensions  $3 \times 4$ . Create a rectangle with the same area, but a different perimeter.



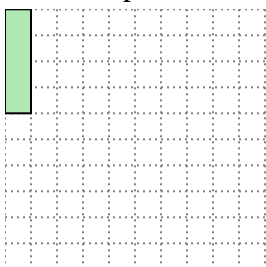
- 3) The rectangle below has the dimensions  $4 \times 5$ . Create a rectangle with the same area, but a different perimeter.



- 4) The rectangle below has the dimensions  $2 \times 5$ . Create a rectangle with the same area, but a different perimeter.



- 5) The rectangle below has the dimensions  $1 \times 4$ . Create a rectangle with the same area, but a different perimeter.

**Answers**

1. \_\_\_\_\_

2. \_\_\_\_\_

3. \_\_\_\_\_

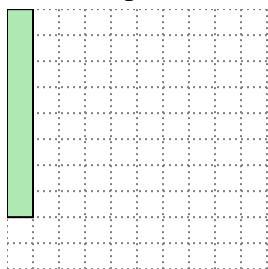
4. \_\_\_\_\_

5. \_\_\_\_\_

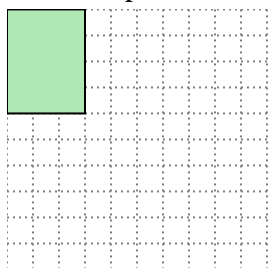


Solve each problem.

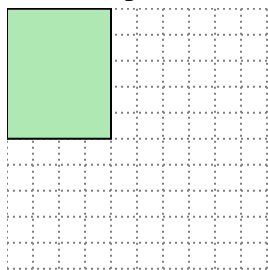
- 1) The rectangle below has the dimensions  $1 \times 8$ . Create a rectangle with the same area, but a different perimeter.




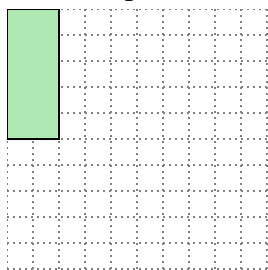
- 2) The rectangle below has the dimensions  $3 \times 4$ . Create a rectangle with the same area, but a different perimeter.



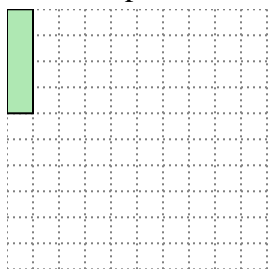
- 3) The rectangle below has the dimensions  $4 \times 5$ . Create a rectangle with the same area, but a different perimeter.



- 4) The rectangle below has the dimensions  $2 \times 5$ . Create a rectangle with the same area, but a different perimeter.



- 5) The rectangle below has the dimensions  $1 \times 4$ . Create a rectangle with the same area, but a different perimeter.

**Answers**1. 2x42. 2x63. 2x104. 1x105. 2x2