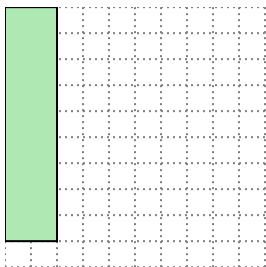


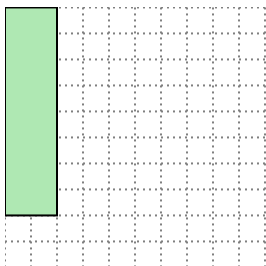


Solve each problem.

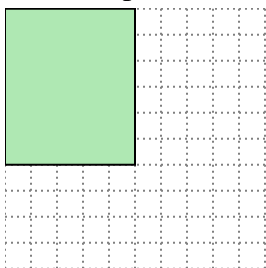
- 1) The rectangle below has the dimensions 2×9 . Create a rectangle with the same area, but a different perimeter.



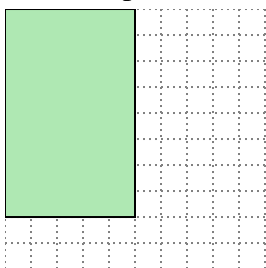
- 2) The rectangle below has the dimensions 2×8 . Create a rectangle with the same area, but a different perimeter.



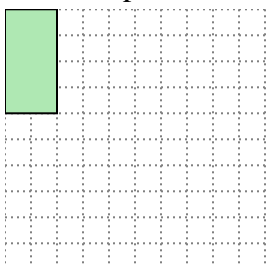
- 3) The rectangle below has the dimensions 5×6 . Create a rectangle with the same area, but a different perimeter.



- 4) The rectangle below has the dimensions 5×8 . Create a rectangle with the same area, but a different perimeter.



- 5) The rectangle below has the dimensions 2×4 . Create a rectangle with the same area, but a different perimeter.

**Answers**

1. _____

2. _____

3. _____


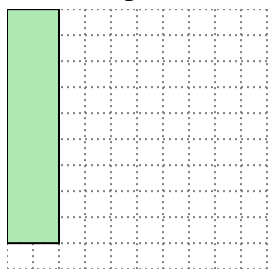
4. _____

5. _____

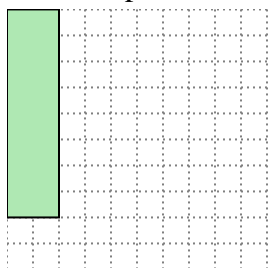


Solve each problem.

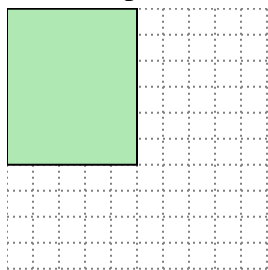
- 1) The rectangle below has the dimensions 2×9 . Create a rectangle with the same area, but a different perimeter.




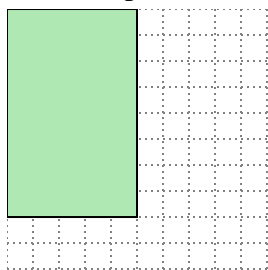
- 2) The rectangle below has the dimensions 2×8 . Create a rectangle with the same area, but a different perimeter.



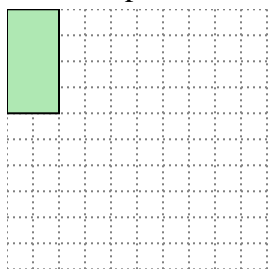
- 3) The rectangle below has the dimensions 5×6 . Create a rectangle with the same area, but a different perimeter.



- 4) The rectangle below has the dimensions 5×8 . Create a rectangle with the same area, but a different perimeter.



- 5) The rectangle below has the dimensions 2×4 . Create a rectangle with the same area, but a different perimeter.

Answers1. 3x62. 4x43. 3x104. 4x105. 1x8