




Determine which letter best represents the weight.

**Ounce (oz)**

**Pound (lb)**

An ounce is about the weight of a slice of bread.

A pound is about the weight of a can of vegetables.




**Remember:**

There are 16 ounces in 1 pound.

**Answers**

- 1. \_\_\_\_\_
- 2. \_\_\_\_\_
- 3. \_\_\_\_\_
- 4. \_\_\_\_\_
- 5. \_\_\_\_\_
- 6. \_\_\_\_\_
- 7. \_\_\_\_\_
- 8. \_\_\_\_\_
- 9. \_\_\_\_\_

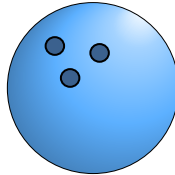
1)



Elephant

- A. 11000 pounds
- B. 300 pounds
- C. 4000 ounces
- D. 15 ounces

2)



Bowling Ball

- A. 198 pounds
- B. 13 pounds
- C. 110 pounds
- D. 7 ounces

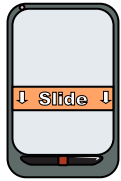
3)



Hammer

- A. 1 ounce
- B. 10 pounds
- C. 3 pounds
- D. 16 ounces


4)



Phone

- A. 1 pound
- B. 5 pounds
- C. 10 pounds
- D. 0.2 ounces

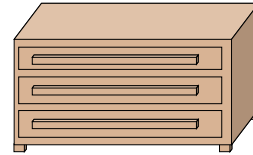
5)



Battery

- A. 10 ounces
- B. 0.5 ounces
- C. 100 pounds
- D. 20 pounds


6)



Dresser

- A. 150 pounds
- B. 3000 ounces
- C. 30 pounds
- D. 10 ounces

7)



Can of Soda

- A. 4 pounds
- B. 100 pounds
- C. 9 ounces
- D. 0.04 ounces

8)



Spoon

- A. 0.11 ounces
- B. 7 pounds
- C. 10 pounds
- D. 0.8 ounces

9)



Weight Set

- A. 250 ounces
- B. 200 pounds
- C. 10 pounds
- D. 7 ounces




Determine which letter best represents the weight.

**Ounce (oz)**

**Pound (lb)**

An ounce is about the weight of a slice of bread.


A pound is about the weight of a can of vegetables.



**Remember:**  
There are 16 ounces in 1 pound.

**Answers**

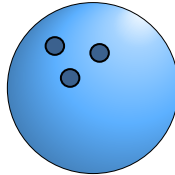
1)



Elephant

- A. 11000 pounds
- B. 300 pounds
- C. 4000 ounces
- D. 15 ounces


2)



Bowling Ball

- A. 198 pounds
- B. 13 pounds
- C. 110 pounds
- D. 7 ounces

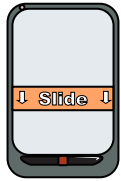
3)



Hammer

- A. 1 ounce
- B. 10 pounds
- C. 3 pounds
- D. 16 ounces


4)



Phone

- A. 1 pound
- B. 5 pounds
- C. 10 pounds
- D. 0.2 ounces

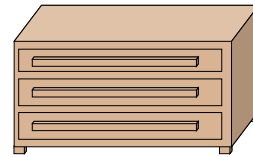
5)



Battery

- A. 10 ounces
- B. 0.5 ounces
- C. 100 pounds
- D. 20 pounds


6)



Dresser

- A. 150 pounds
- B. 3000 ounces
- C. 30 pounds
- D. 10 ounces

7)



Can of Soda

- A. 4 pounds
- B. 100 pounds
- C. 9 ounces
- D. 0.04 ounces

8)



Spoon

- A. 0.11 ounces
- B. 7 pounds
- C. 10 pounds
- D. 0.8 ounces

9)



Weight Set

- A. 250 ounces
- B. 200 pounds
- C. 10 pounds
- D. 7 ounces

- 1.   **A**
- 2.   **B**
- 3.   **C**
- 4.   **A**
- 5.   **B**
- 6.   **A**
- 7.   **C**
- 8.   **D**
- 9.   **B**